IPSOS SCOTTISH POLITICAL MONITOR

November 2026



© Ipsos | Scottish Political Monitor | November 2026 | Version 1 | Public

VOTING INTENTION



© Ipsos | Scottish Political Monitor | November 2026 | Version 1 | Public

Westminster Voting Intention: November 2026

How would you vote if there were a General Election tomorrow?

Headline voting intention

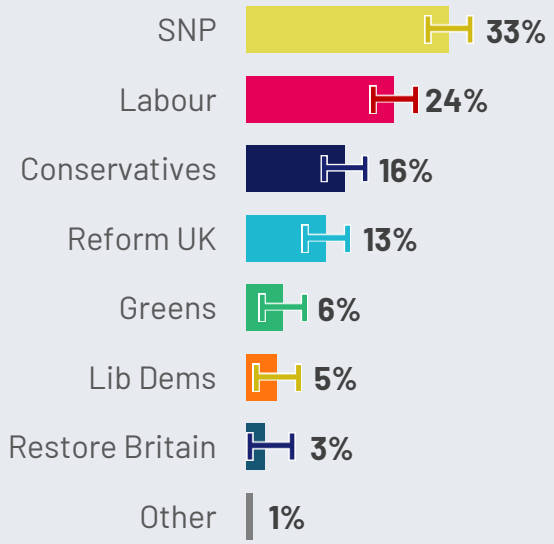

SNP lead = +9

All giving a voting intention

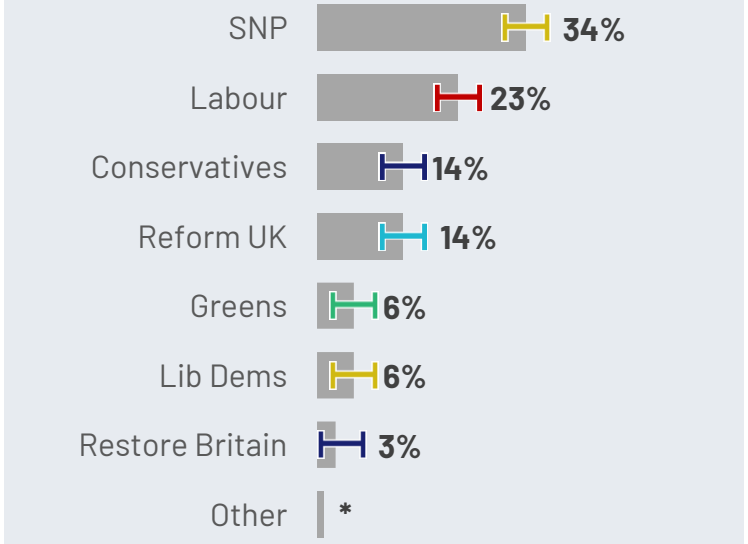

SNP lead = +11



Base: 1,079 Scottish adults 18+, 12 November – 18 November 2026; Headline voting intention: all expressing a voting intention and at least 9/10 likely to vote and usually/always vote/it depends (744); All expressing a voting intention (934). Margin of error is displayed at +/- 4%. All polls are subject to a wide range of potential sources of error. On the basis of the historical record of the polls at recent general elections, there is a 9 in 10 chance that the true value of a party's support lies within 4 points of the estimates provided by this poll, and a 2 in 3 chance that they lie within 2 points. This is especially important to keep in mind when calculating party lead figures.

*Figure for 'Other' <1%

Source: Ipsos | Scottish Political Monitor

© Ipsos | Scottish Political Monitor | November 2026 | Version 1 | Public

Holyrood Constituency Voting Intention: November 2026

If there were elections to the Scottish Parliament tomorrow, how would you use your constituency vote?

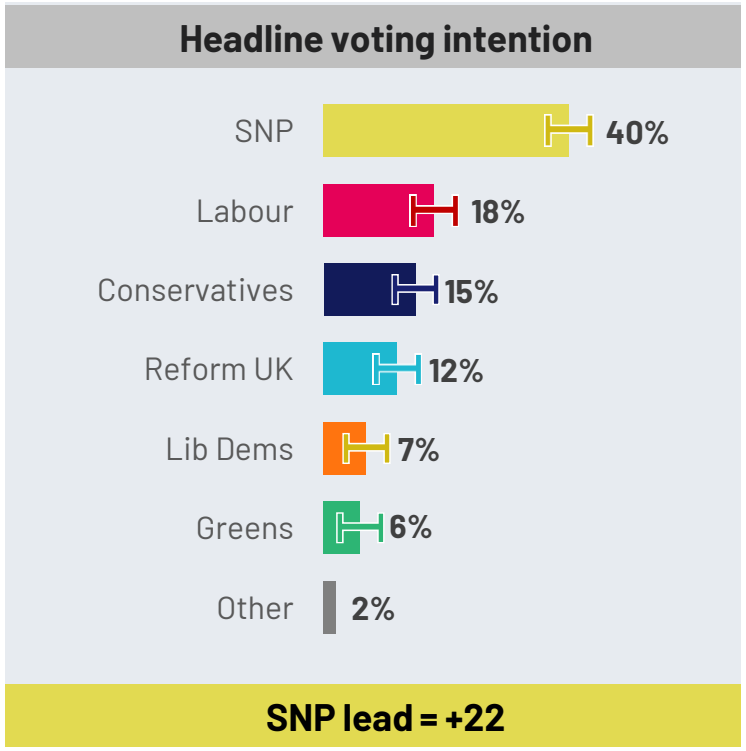

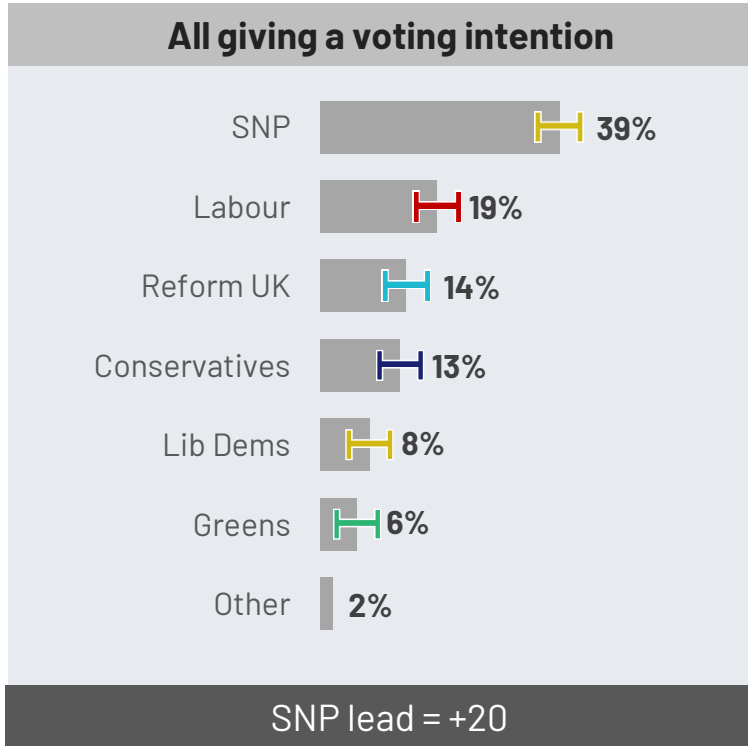



Base: 1,083 Scottish adults 16+, 12 November – 18 November 2026; Headline voting intention: all expressing a voting intention and at least 9/10 likely to vote and usually/always vote/it depends (765); All expressing a voting intention (942). Margin of error is displayed at +/- 4%. All polls are subject to a wide range of potential sources of error. On the basis of the historical record of the polls at recent Scottish Parliament elections, there is a 9 in 10 chance that the true value of a party's support lies within 4 points of the estimates provided by this poll, and a 2 in 3 chance that they lie within 2 points. This is especially important to keep in mind when calculating party lead figures.

Source: Ipsos | Scottish Political Monitor

Holyrood Regional List Voting Intention: November 2026

If there were elections to the Scottish Parliament tomorrow, how would you use your regional list vote?

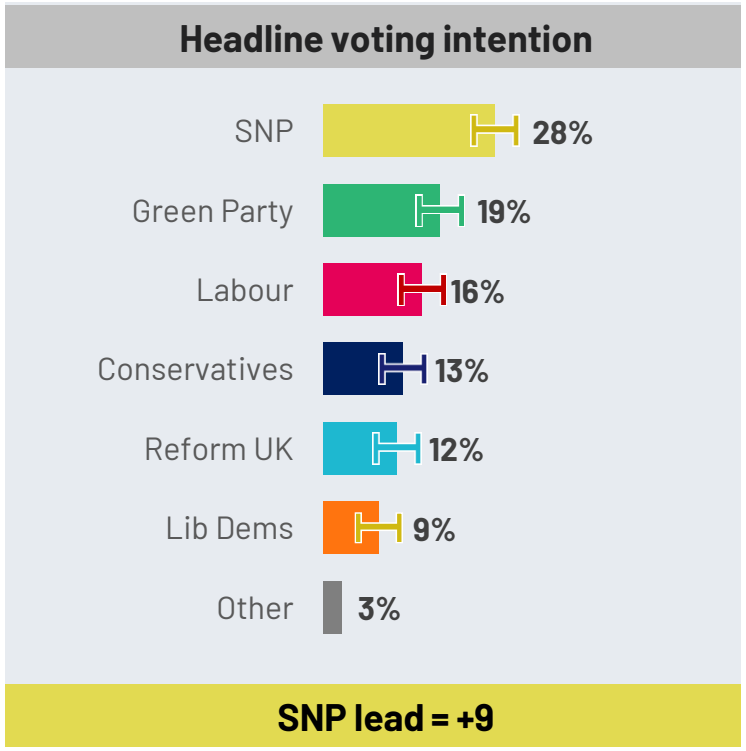

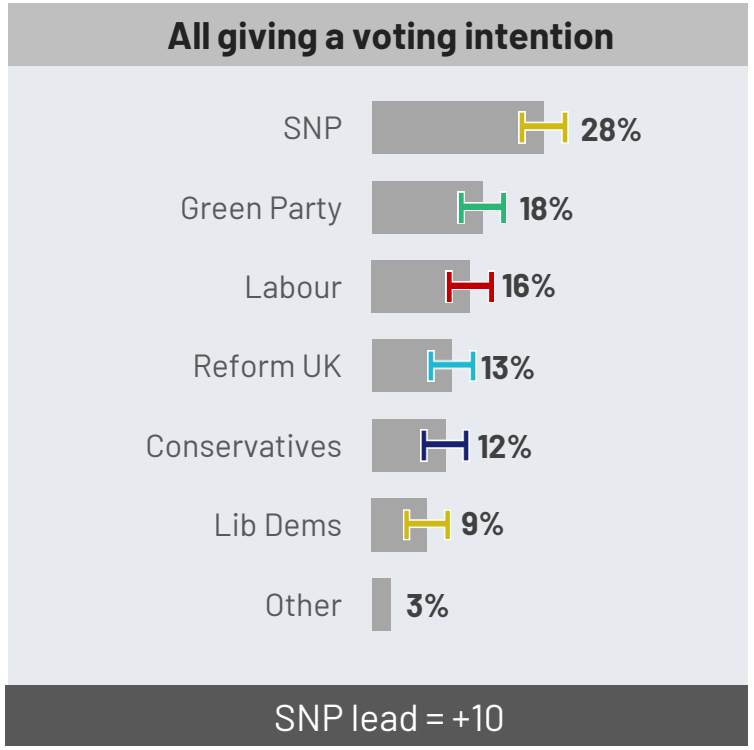



Base: 1,083 Scottish adults 16+, 12 November – 18 November 2026; Headline voting intention: all expressing a voting intention and at least 9/10 likely to vote and usually/always vote/it depends (766); All expressing a voting intention (945). Margin of error is displayed at +/- 4%. All polls are subject to a wide range of potential sources of error. On the basis of the historical record of the polls at recent Scottish Parliament elections, there is a 9 in 10 chance that the true value of a party's support lies within 4 points of the estimates provided by this poll, and a 2 in 3 chance that they lie within 2 points. This is especially important to keep in mind when calculating party lead figures.

Source: Ipsos | Scottish Political Monitor

Holyrood Voting Intention (Constituency Vote): Trends | November 2021 – November 2026

If there were elections to the Scottish Parliament tomorrow, how would you use your constituency vote?

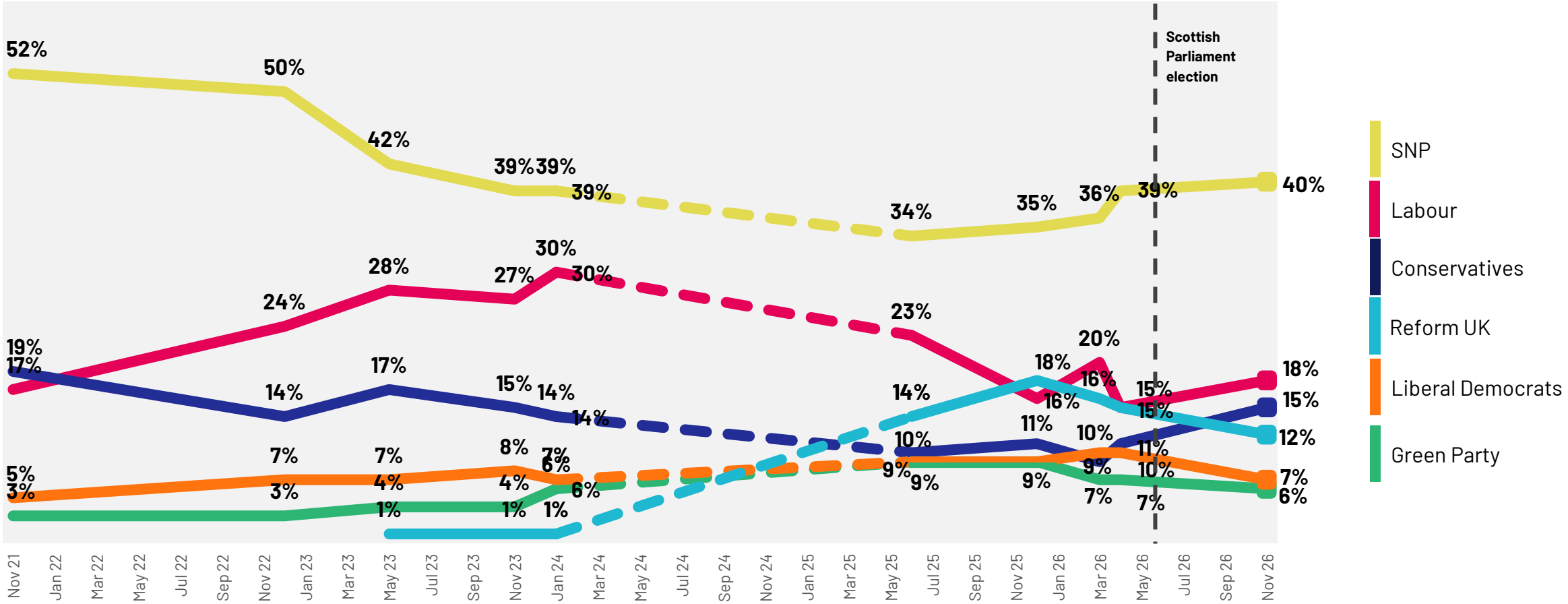

Base: c.800 Scottish adults 16+; Headline voting intention: all expressing a voting intention and at least 9/10 likely to vote and usually/always vote/it depends (November 2026: 765; March 2026: 734; February 2026: 771; December 2025: 761; June 2025: 737, January 2024: 631, November 2023: 700, May 2023: 762, December 2022: 780, November 2021: 807, May 2021: 1169)

Source: Ipsos | Scottish Political Monitor

© Ipsos | Scottish Political Monitor | November 2026 | Version 1 | Public

Holyrood Voting Intention (List Vote): Trends | November 2021 – November 2026

If there were elections to the Scottish Parliament tomorrow, how would you use your regional list vote?

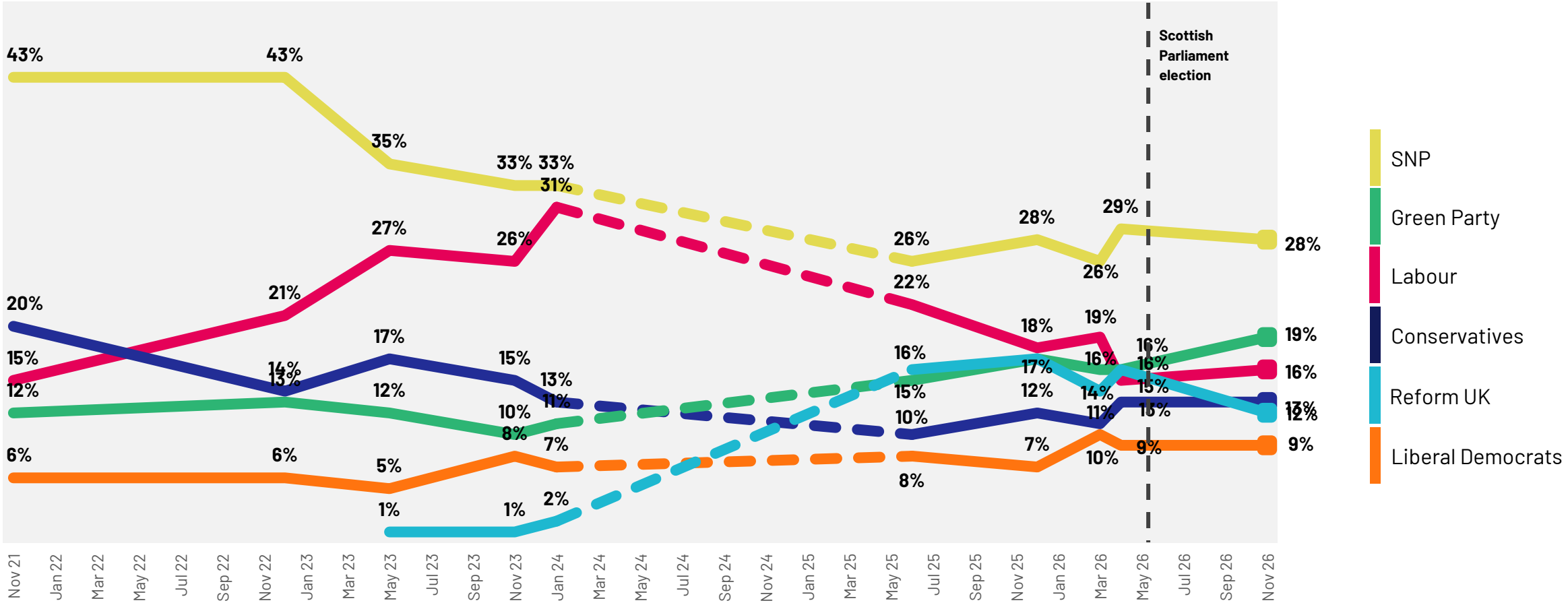

Base: c.800 Scottish adults 16+; Headline voting intention: all expressing a voting intention and at least 9/10 likely to vote and usually/always vote/it depends (November 2026: 766; March 2026: 731; February 2026: 771; December 2025: 755; June 2025: 735 , January 2024: 630, November 2023: 697, May 2023: 763, December 2022: 795, November 2021: 815).

Source: Ipsos | Scottish Political Monitor

© Ipsos | Scottish Political Monitor | November 2026 | Version 1 | Public

Westminster Voting Intention: Trends | May 2022 – November 2026

How would you vote if there were a General Election tomorrow?

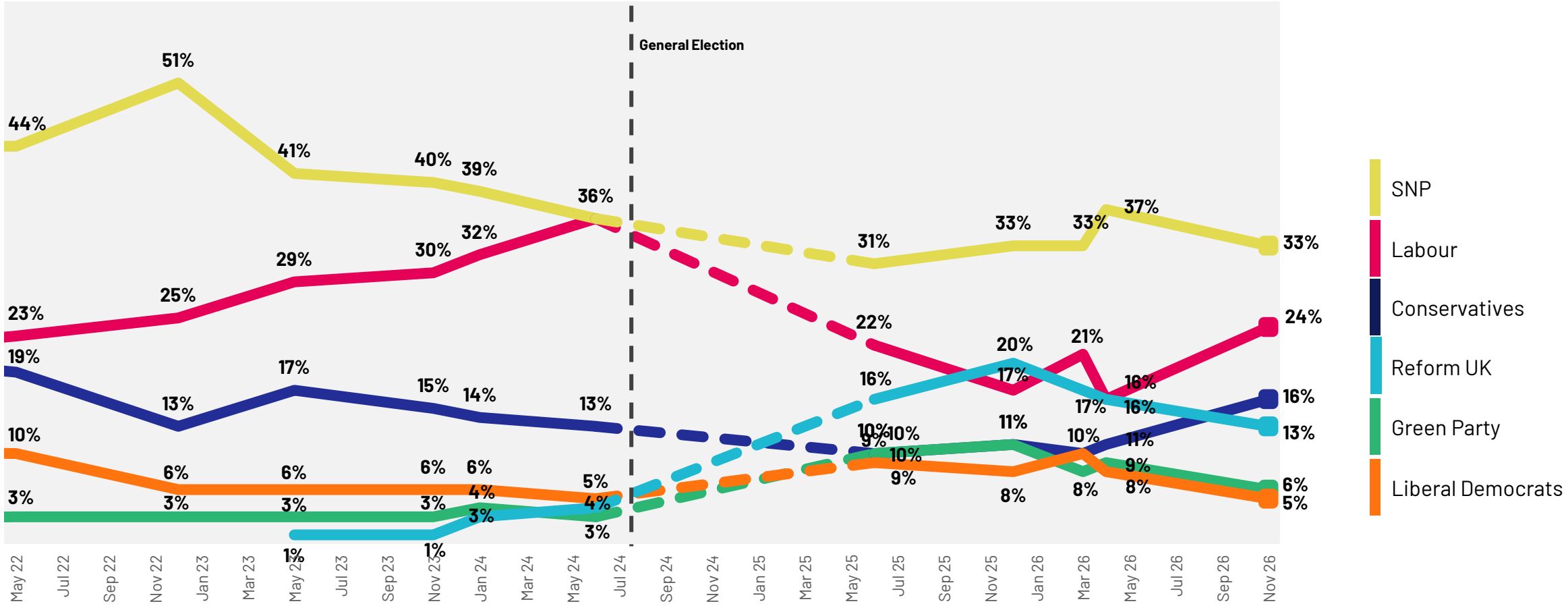

Base: c.800 Scottish adults 18+; Headline voting intention: all expressing a voting intention and at least 9/10 likely to vote and usually/always vote/it depends (November 2026: 744; March 2026: 707; February 2026: 749; December 2025: 742; June 2025: 747; June 2024: 764; January 2025: 619; November 2023: 658; May 2023: 720; November/December 2022: 770; May 2022: 651)

Source: Ipsos | Scottish Political Monitor

© Ipsos | Scottish Political Monitor | November 2026 | Version 1 | Public

ISSUES FACING SCOTLAND



© Ipsos | Scottish Political Monitor | November 2026 | Version 1 | Public

Top issues facing Scotland

Which of the following do you see as the most important issues facing Scotland today? Please select up to five.

Only the top 10 issues are shown here. For the full list of issues, see the data tables on the Ipsos website.

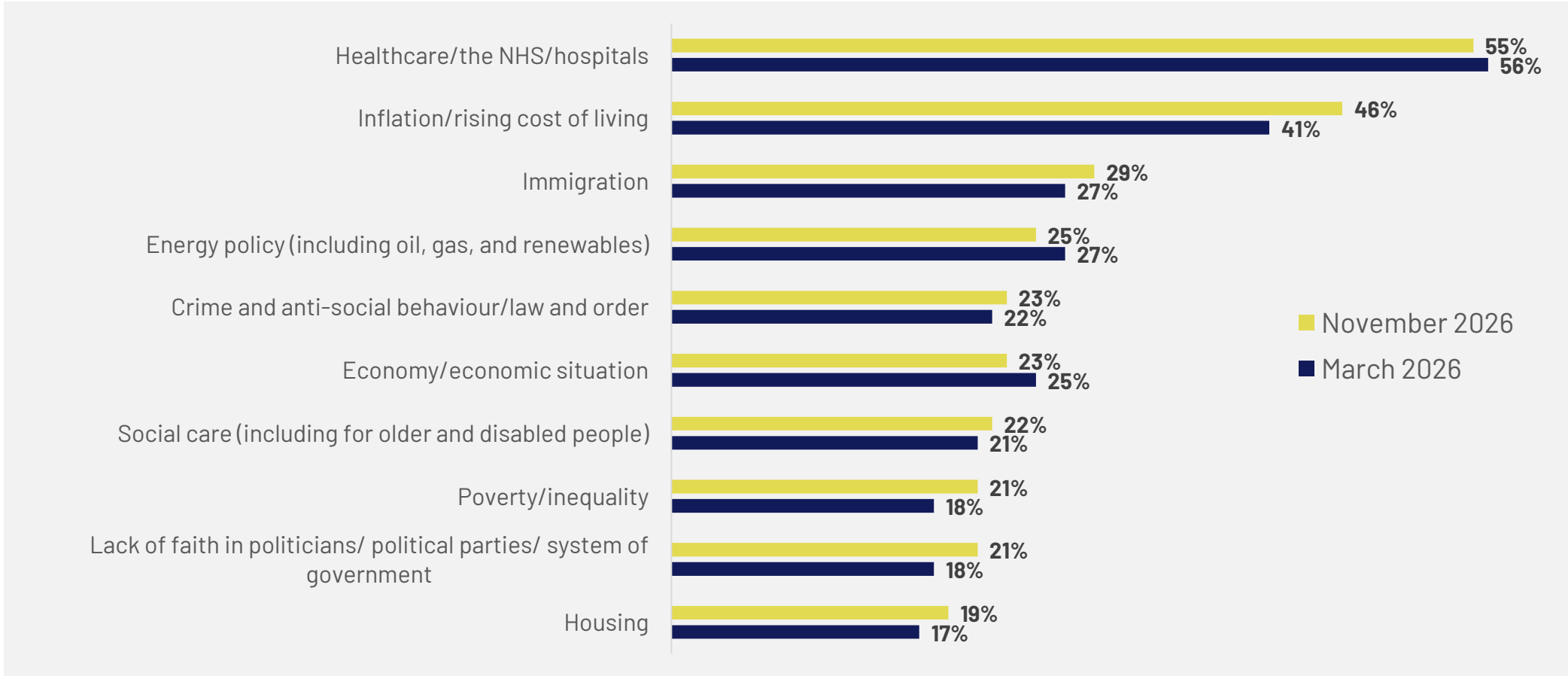

% change since March 2026*
-1
+5
+2
-2
+1
-2
+1
+3
+1
-2

Base: 1,083 Scottish adults 16+, 12 November – 18 November 2026

Source: Ipsos | Scottish Political Monitor

*Comparisons with March 2026 are indicative only, as the question wording used in March was 'Which of the following issues do you think will be very important to you in helping you decide which party to vote for at the next Scottish Parliament election?'

© Ipsos | Scottish Political Monitor | November 2026 | Version 1 | Public

Top issues by party support

Which of the following do you see as the most important issues facing Scotland today?

Please select up to five.

Top five issues by party support

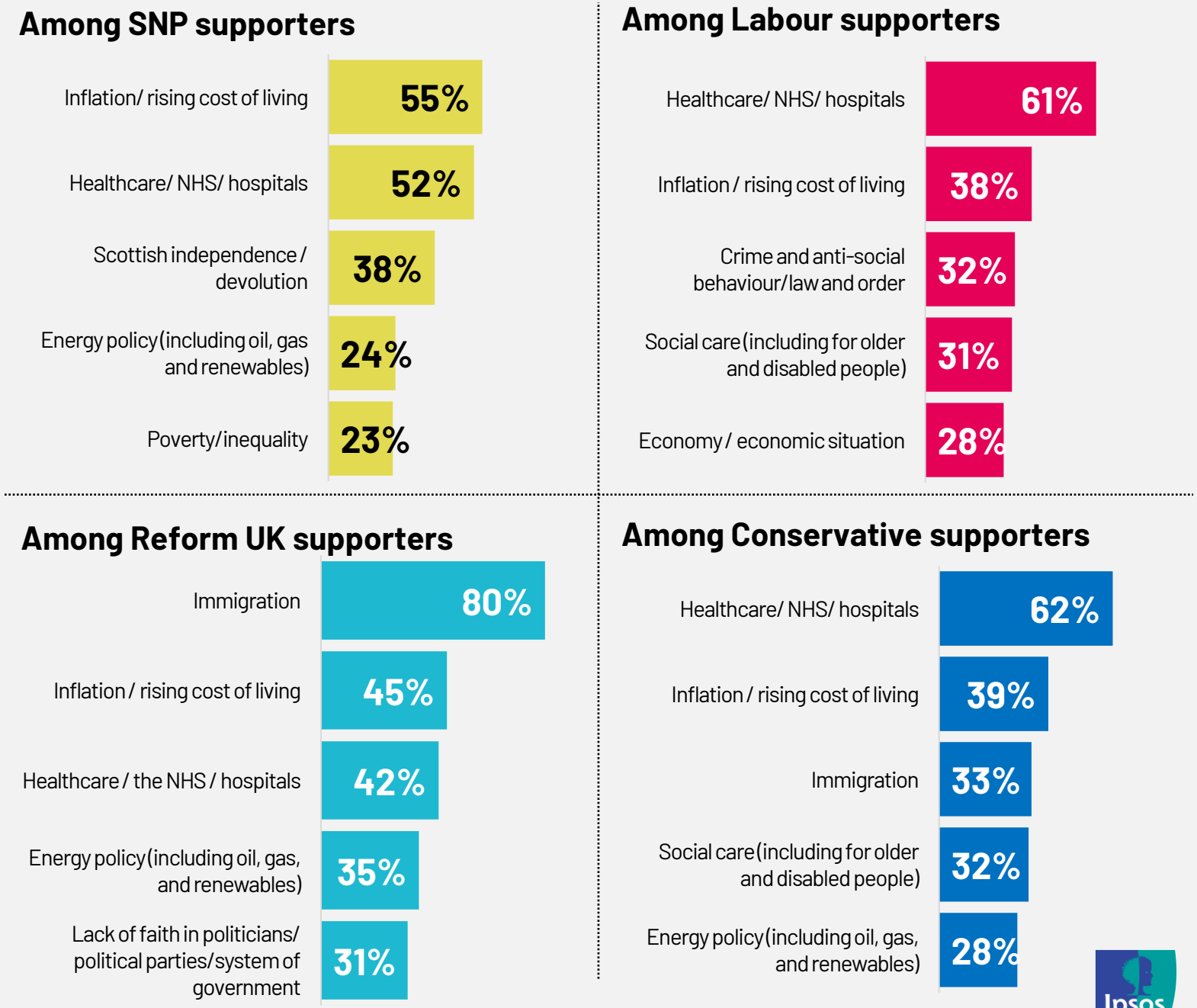

Base: 1,083 Scottish adults 16+, 12 November – 18 November 2026, including those who say they would vote for / are inclined to support the following parties at the Scottish Parliament elections: SNP (370), Labour (178), Reform UK (128), Conservative (123).

Source: Ipsos | Scottish Political Monitor

© Ipsos | Scottish Political Monitor | November 2026 | Version 1 | Public

SATISFACTION

with party leaders







© Ipsos | Scottish Political Monitor | November 2026 | Version 1 | Public

Satisfaction with Scottish party leaders: November 2026

Are you satisfied or dissatisfied with the way…. is doing his/her job … as First Minister of Scotland/ leader of the Scottish Labour Party/ Scottish Conservative Party/ leader of Reform UK Scotland?

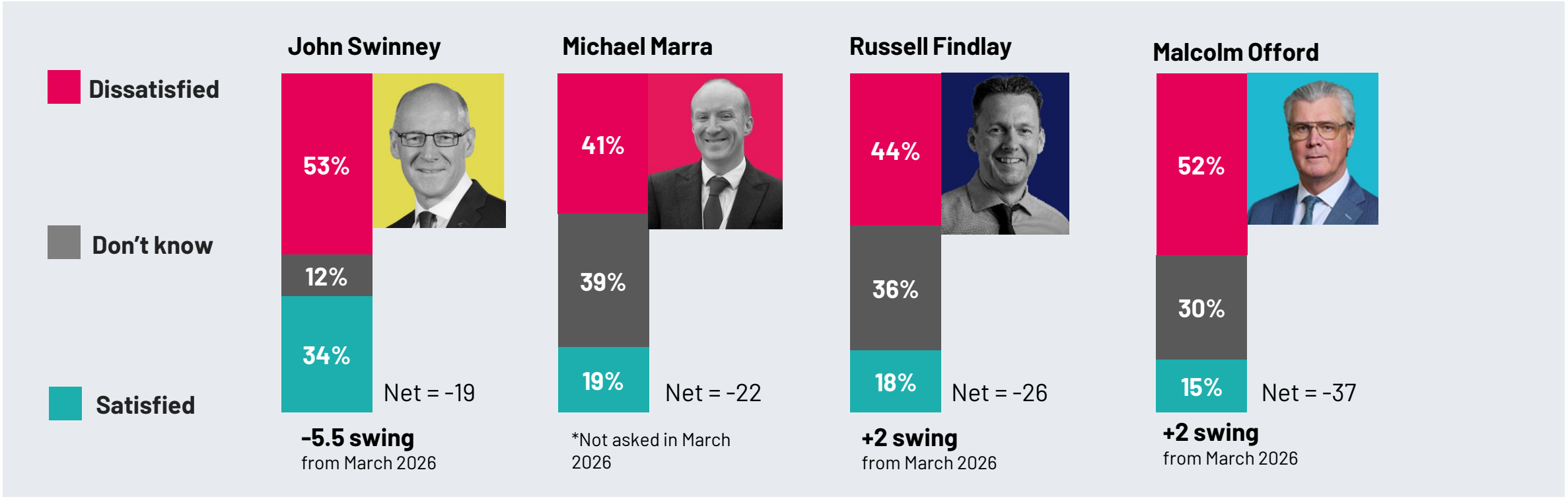

Base: 1,083 Scottish adults 16+, 12 November – 18 November 2026

Source: Ipsos | Scottish Political Monitor

Satisfaction with Scottish party leaders: November 2026

Are you satisfied or dissatisfied with the way…. is doing his/her job … as leader of the Scottish Liberal Democrats/ co-leader of the Scottish Green Party?

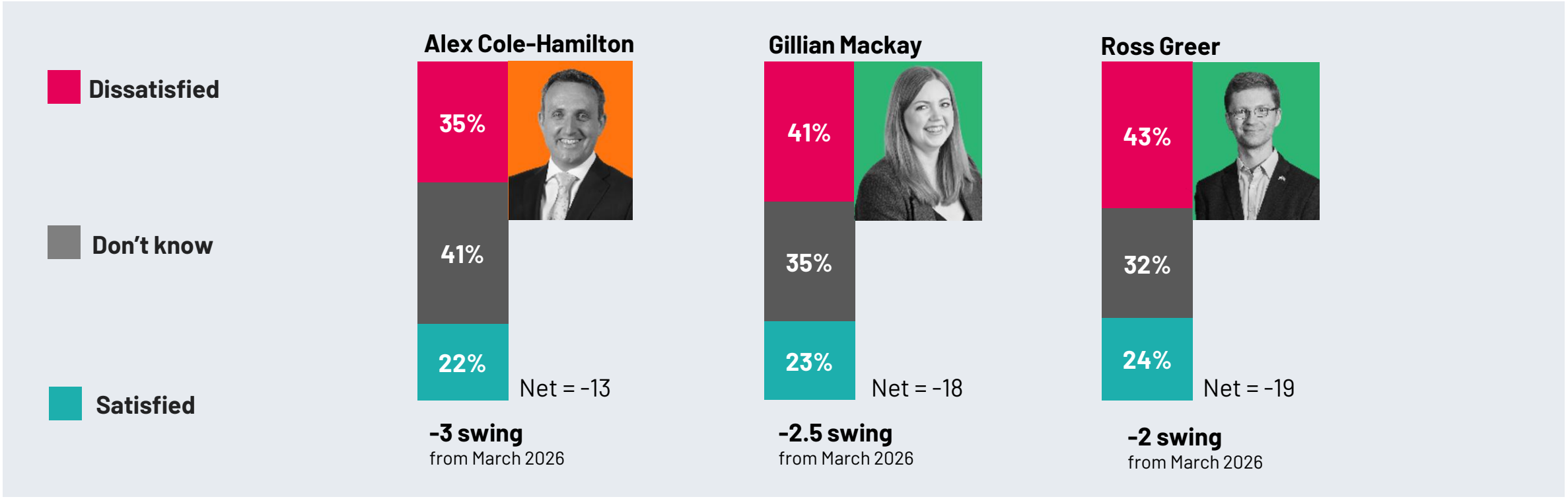

Base: 1,083 Scottish adults 16+, 12 November – 18 November 2026

Source: Ipsos | Scottish Political Monitor

Satisfaction with leaders and opposition: November 2026

Are you satisfied or dissatisfied with the way... is doing his/her job ... as Prime Minister / First Minister / leader of the UK Conservative party / leader of Reform UK?

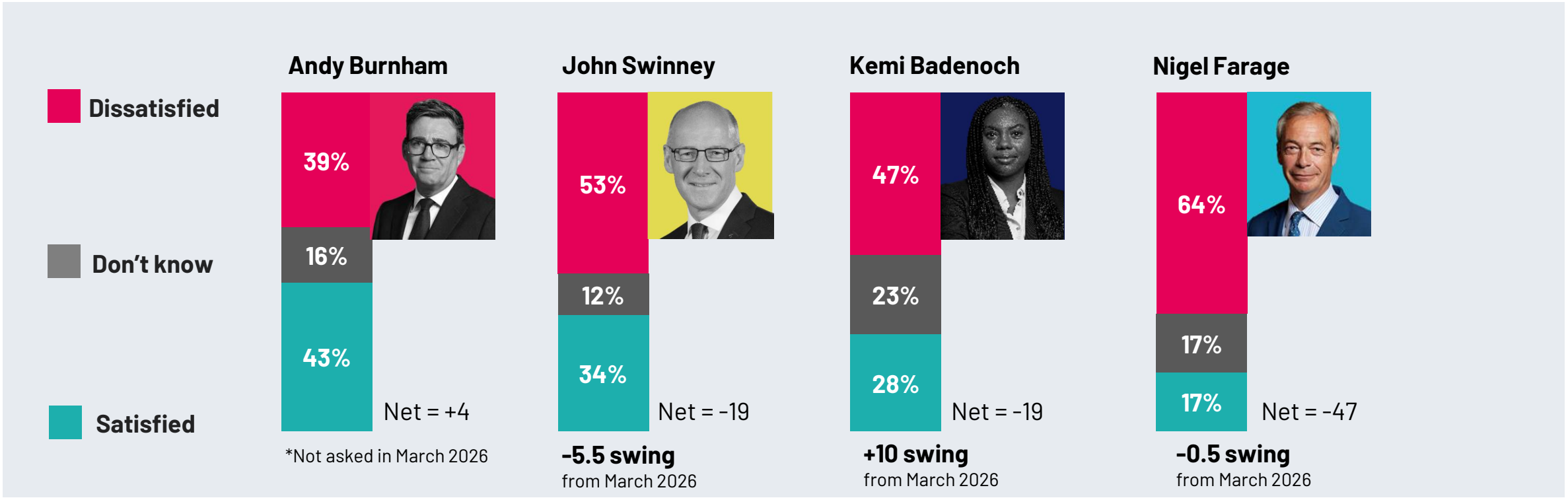

Base: 1,083 Scottish adults 16+, 12 November – 18 November 2026

Source: Ipsos | Scottish Political Monitor

John Swinney: Satisfaction

Are you satisfied or dissatisfied with the way John Swinney is doing his job as First Minister?

November 2026

Among all

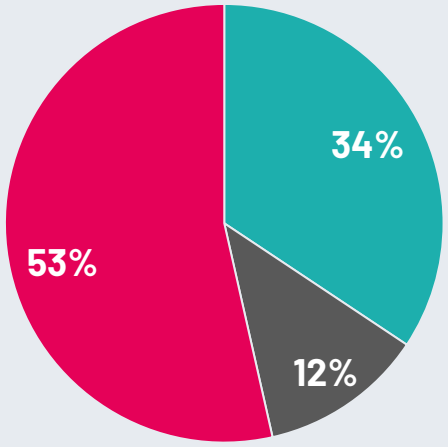

34% Satisfied

12% Don't know

53% Dissatisfied

-5.5 swing from March 2026



Net = -19

June 2024 – November 2026

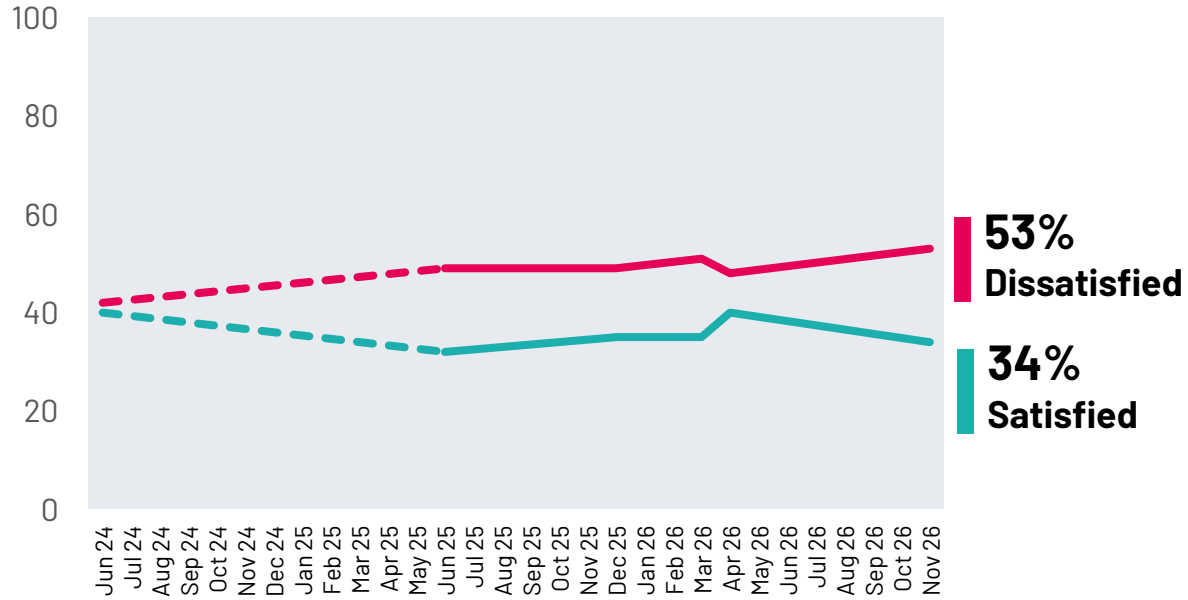

Base: 1,083 Scottish adults 16+, 12 November – 18 November 2026

Source: Ipsos | Scottish Political Monitor

Russell Findlay: Satisfaction

Are you satisfied or dissatisfied with the way Russell Findlay is doing his job as leader of the Scottish Conservative Party?

November 2026

Among all

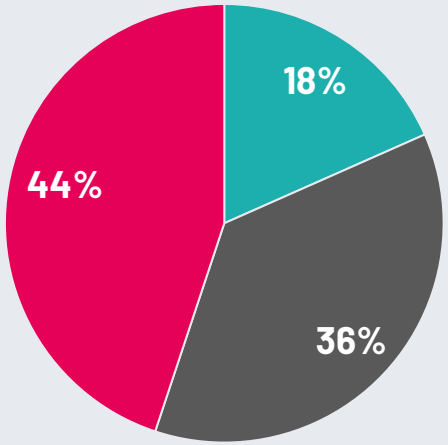

18% Satisfied

36% Don't know

44% Dissatisfied

+2 swing from March 2026



Net = -26

June 2025 – November 2026

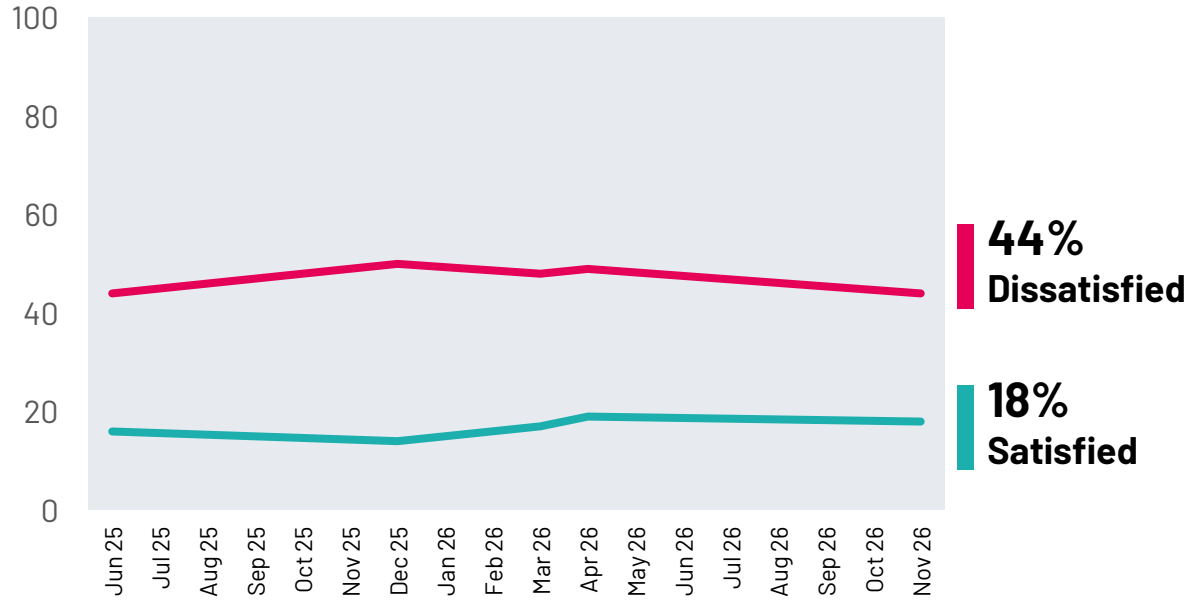

Base: 1,083 Scottish adults 16+, 12 November – 18 November 2026

Source: Ipsos | Scottish Political Monitor

Kemi Badenoch: Satisfaction

Are you satisfied or dissatisfied with the way Kemi Badenoch is doing her job as leader of the UK Conservative Party?

November 2026

Among all

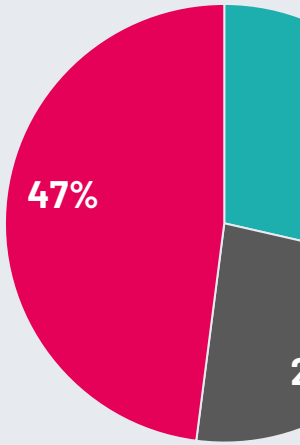

28% Satisfied

23% Don't know

47% Dissatisfied

+10 swing from March 2026



Net = -19

March 2026 – November 2026

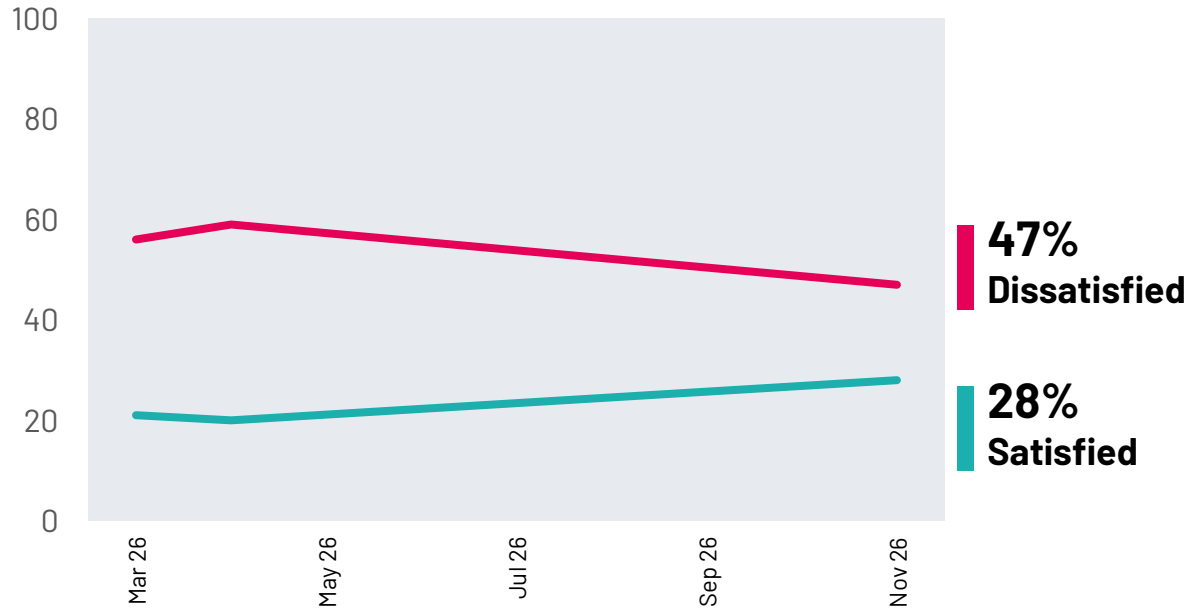

Base: 1,083 Scottish adults 16+, 12 November – 18 November 2026

Source: Ipsos | Scottish Political Monitor

Malcolm Offord: Satisfaction

Are you satisfied or dissatisfied with the way Malcolm Offord is doing his job as leader of Reform UK Scotland?

November 2026

Among all

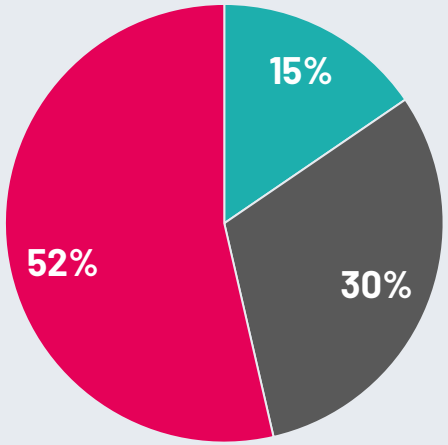

15% Satisfied

30% Don't know

52% Dissatisfied

+2 swing from March 2026



Net = -37

March 2026 – November 2026

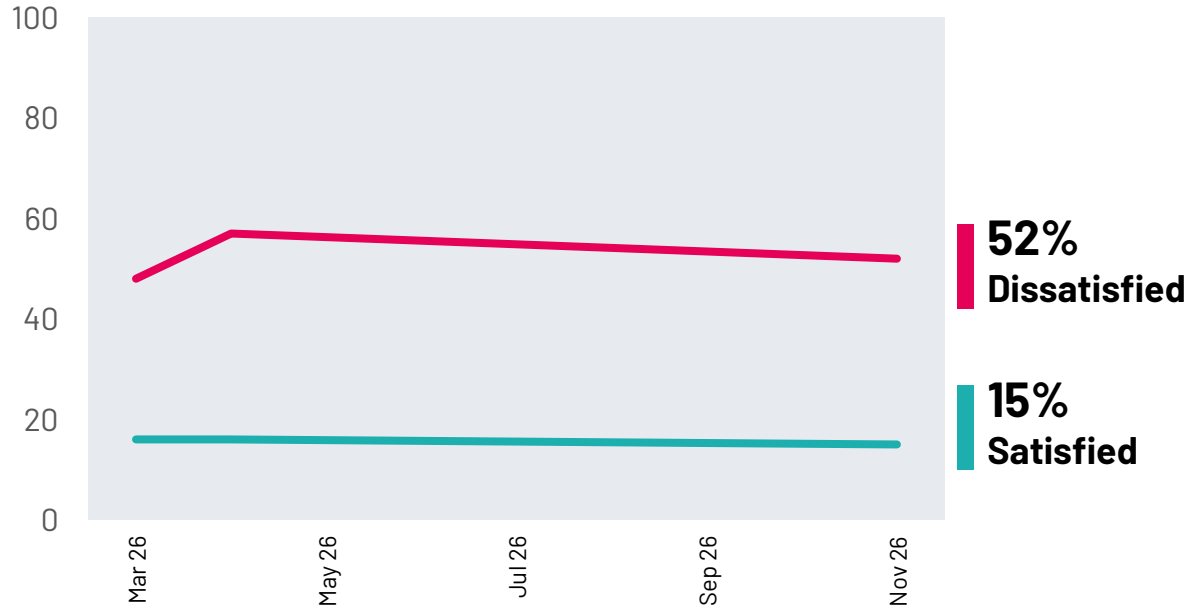

Base: 1,083 Scottish adults 16+, 12 November – 18 November 2026

Source: Ipsos | Scottish Political Monitor

Nigel Farage: Satisfaction

Are you satisfied or dissatisfied with the way Nigel Farage is doing his job as leader of Reform UK?

November 2026

Among all

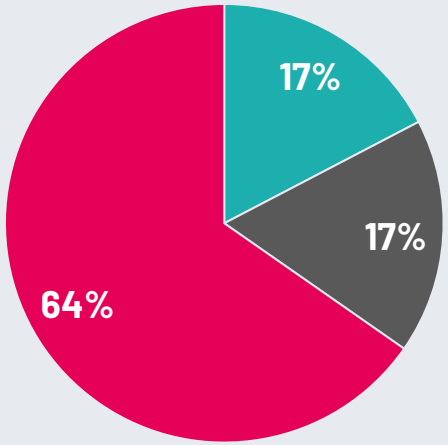

17% Satisfied

17% Don't know

64% Dissatisfied

-0.5 swing from March 2026



Net = -47

June 2025 – November 2026

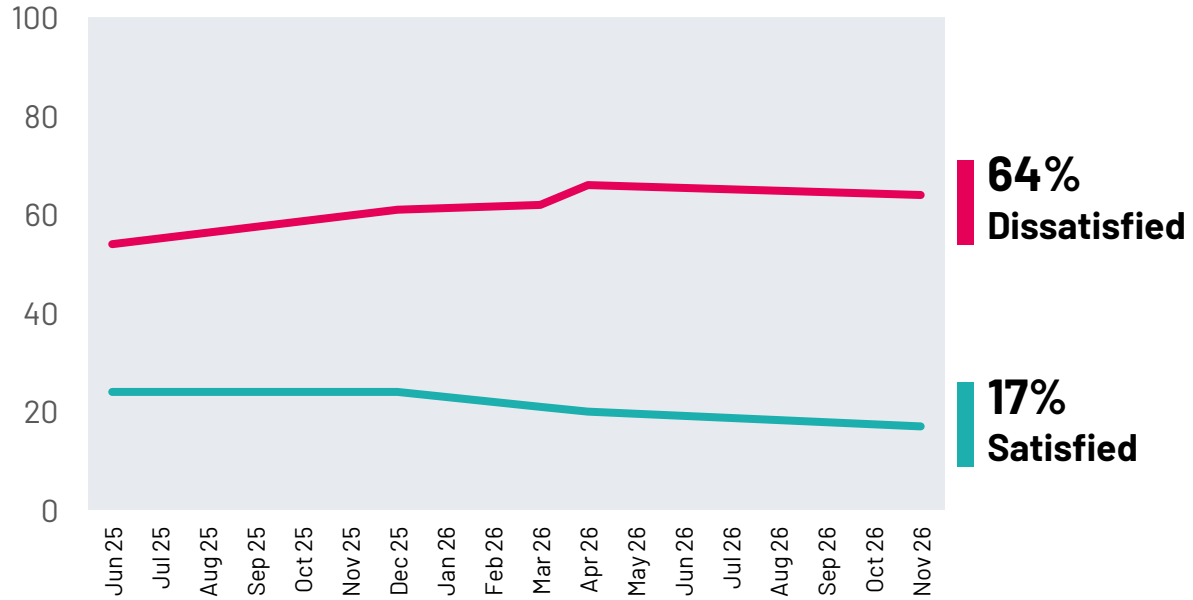

Base: 1,083 Scottish adults 16+, 12 November – 18 November 2026

Source: Ipsos | Scottish Political Monitor

Image of the Prime Minister and First Minister

Do you think each of the following statements does or does not apply to...?



Prime Minister, Andy Burnham



First Minister, John Swinney

% does apply

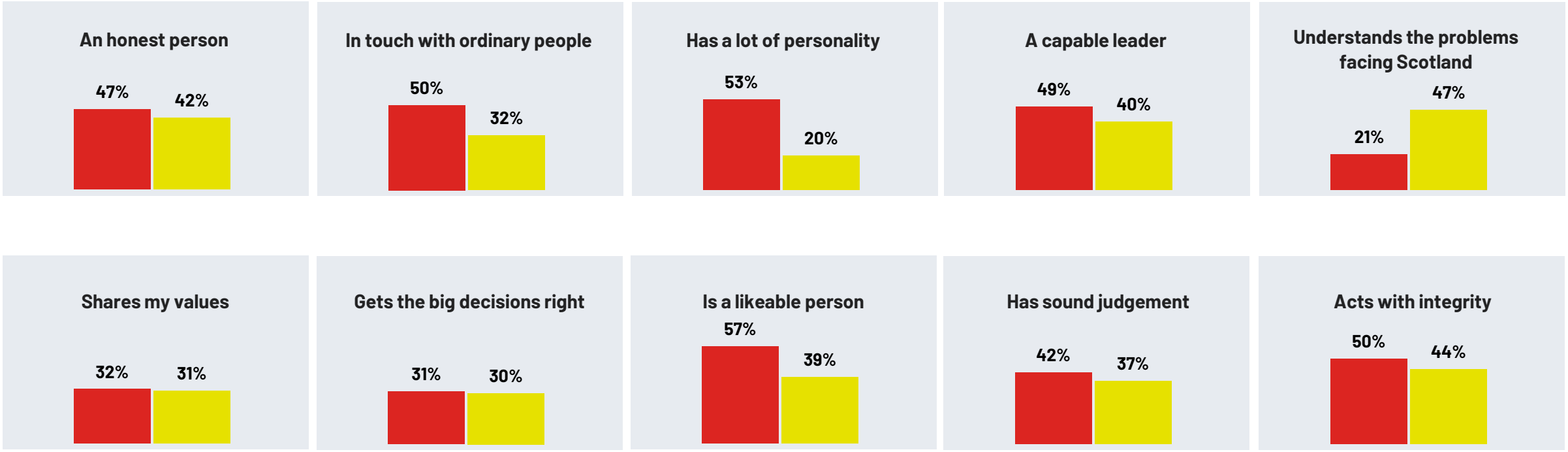

Base: 1,083 Scottish adults 16+, 12 November – 18 November 2026

Source: Ipsos | Scottish Political Monitor

© Ipsos | Scottish Political Monitor | November 2026 | Version 1 | Public

Image of Prime Minister: Andy Burnham

Do you think each of the following statements does or does not apply to...?



Andy Burnham
Prime Minister

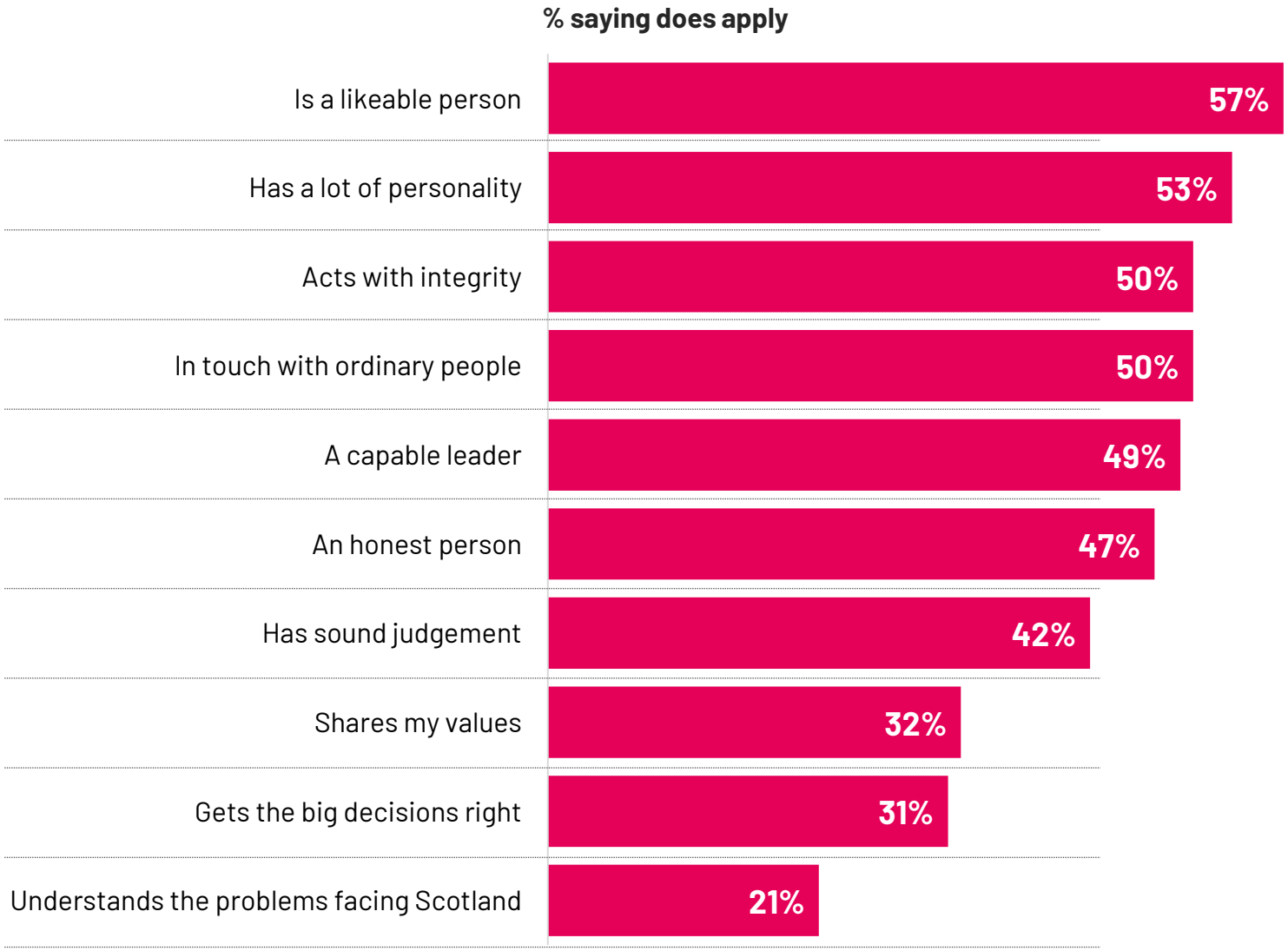

Base: 1,083 Scottish adults 16+, 12 November – 18 November 2026

Source: Ipsos | Scottish Political Monitor

© Ipsos | Scottish Political Monitor | November 2026 | Version 1 | Public

Image of First Minister: John Swinney

Do you think each of the following statements does or does not apply to...?



John Swinney
First Minister

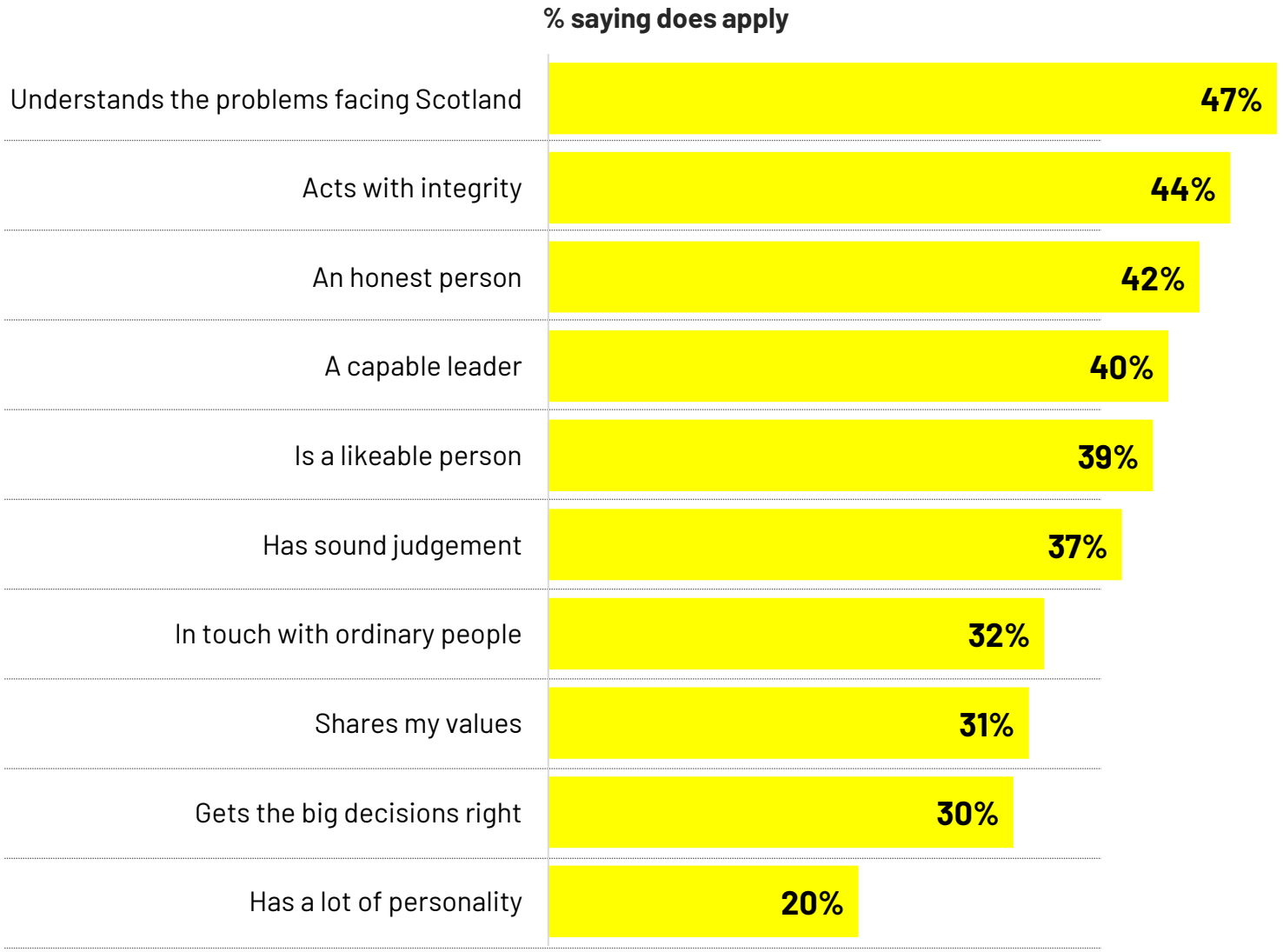

Base: 1,083 Scottish adults 16+, 12 November – 18 November 2026

Source: Ipsos | Scottish Political Monitor

© Ipsos | Scottish Political Monitor | November 2026 | Version 1 | Public

THE ECONOMY



© Ipsos | Scottish Political Monitor | November 2026 | Version 1 | Public

Outlook on the Scottish economy

Do you think that the general economic condition of Scotland will improve, stay the same or get worse over the next 12 months?

November 2026

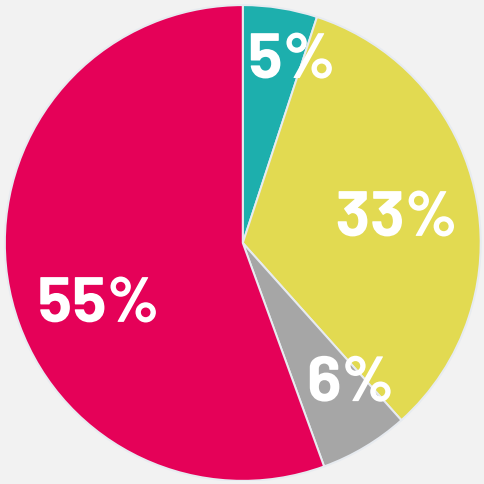

Net = -50

-2.5 swing since March 2026

November 2025 – November 2026

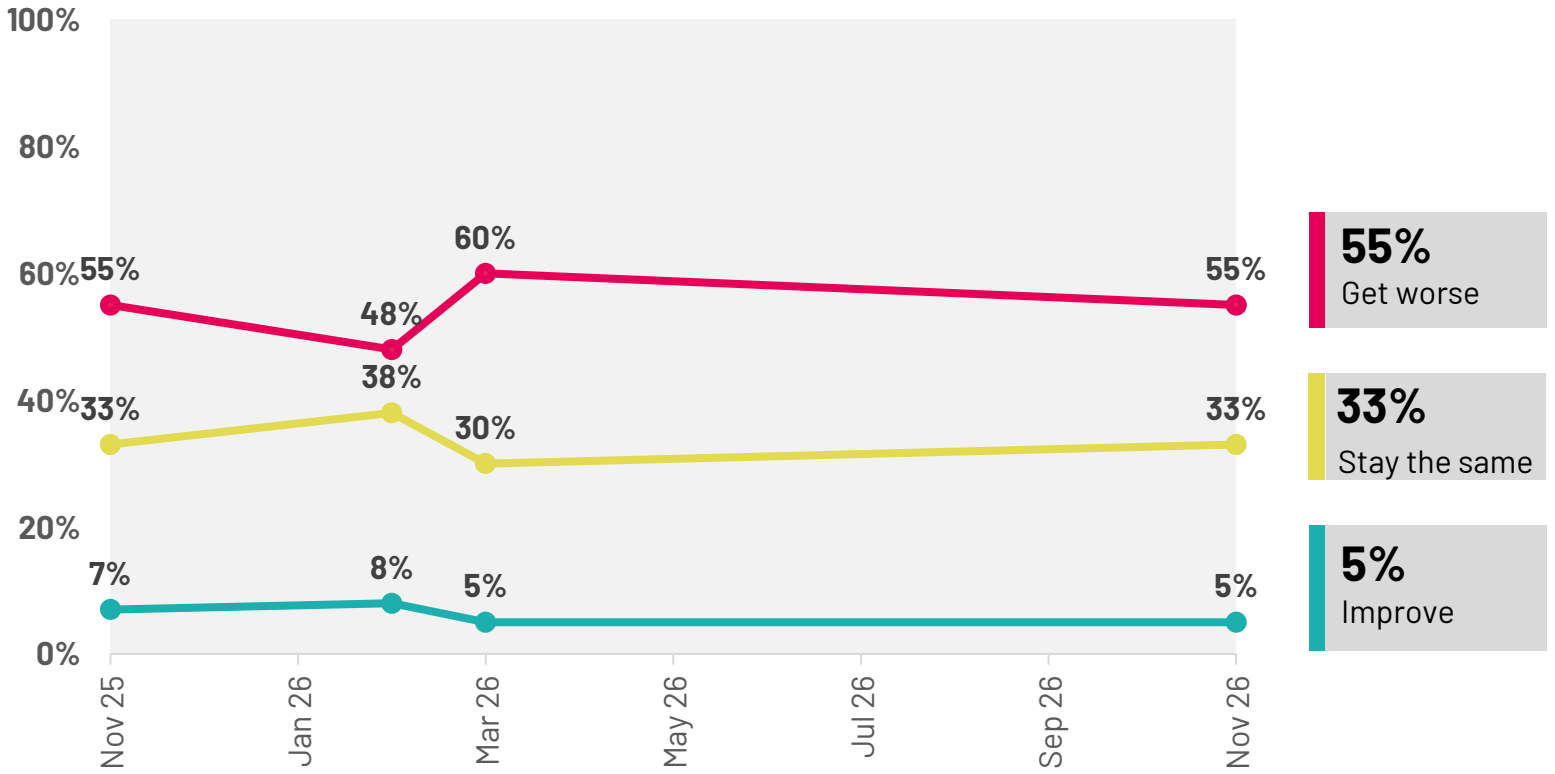

Base: 1,083 Scottish adults 16+, 12 November – 18 November 2026

Source: Ipsos | Scottish Political Monitor

VIEWS ON INDEPENDENCE



© Ipsos | Scottish Political Monitor | November 2026 | Version 1 | Public

Support for Scottish independence: November 2026

If a referendum were held tomorrow about Scotland's constitutional future, how would you vote in response to the following question: Should Scotland be an independent country?

Among all likely to vote

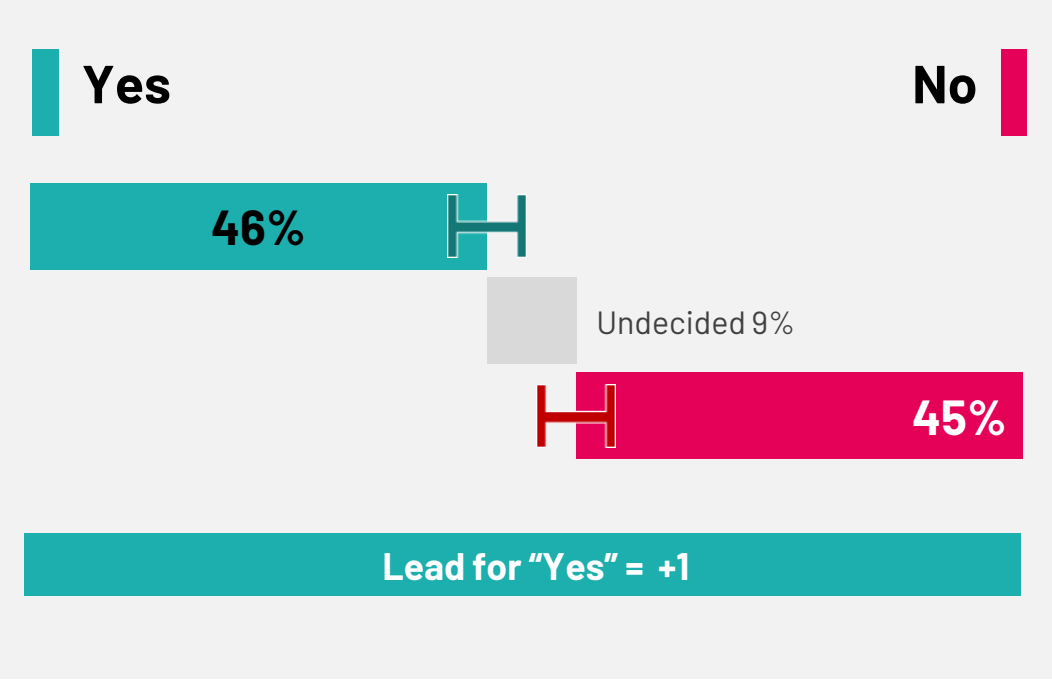

All likely to vote and expressing a voting intention

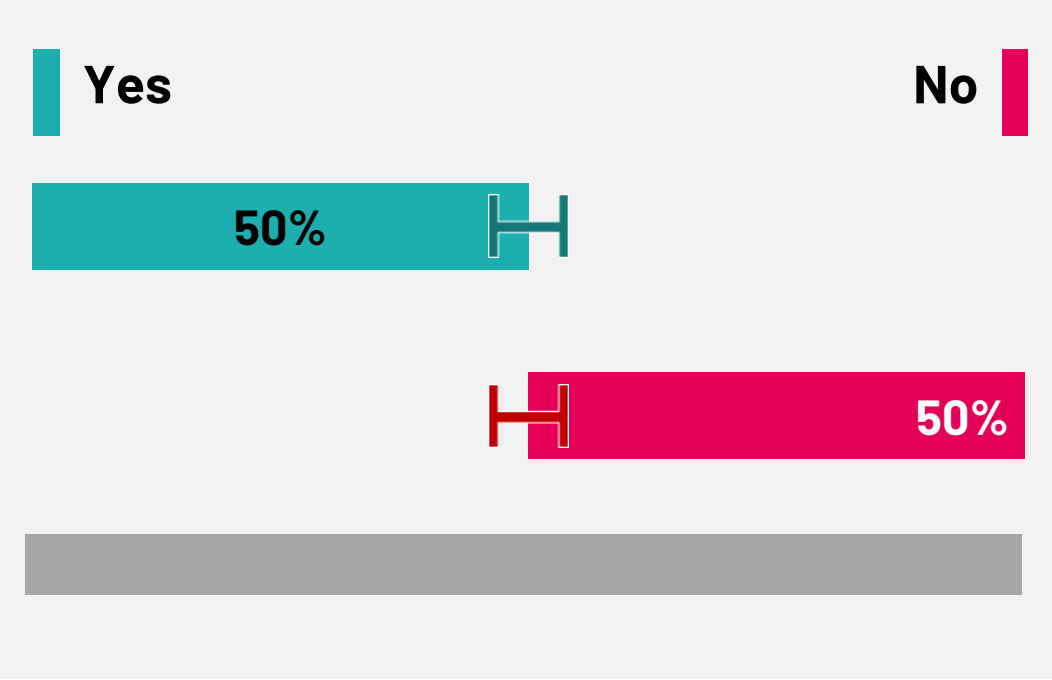

Base: 967 Scottish adults aged 16+ who are at least 9/10 likely to vote in a Scottish independence referendum; 875 Scottish adults 16+ who are at least 9/10 likely to vote in a Scottish independence referendum and expressing a voting intention, 12 November – 18 November 2026. Margin of error is displayed at +/- 4%.

Source: Ipsos | Scottish Political Monitor

© Ipsos | Scottish Political Monitor | November 2026 | Version 1 | Public

Support for Scottish independence: Change over time

If a referendum were held tomorrow about Scotland's constitutional future, how would you vote in response to the following question: Should Scotland be an independent country?

February 2013 – November 2026

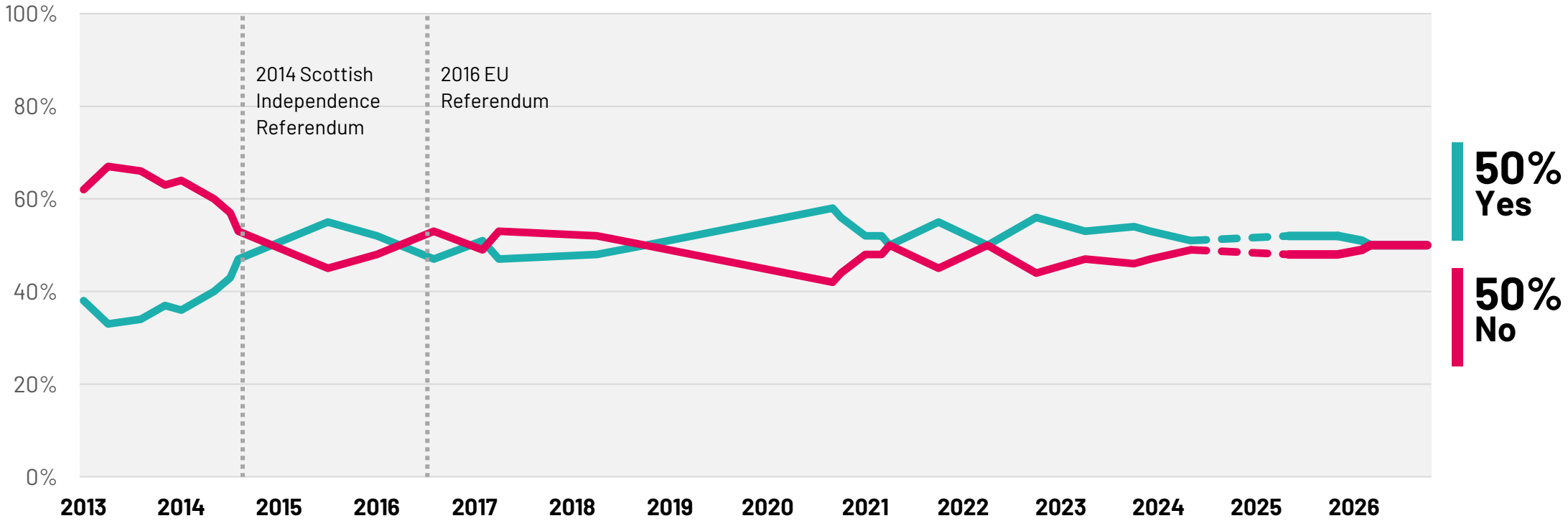

Base: c. 1,000 Scottish adults aged 16+ per wave. Based on all likely to vote, excluding undecideds/don't knows

Source: Ipsos | Scottish Political Monitor

Views on when there should be another Scottish independence referendum, if at all

Leaving aside how you would vote, when, if ever, do you think there should be another referendum on Scottish independence?

And, when, if ever, do you think there will be another referendum on Scottish independence?

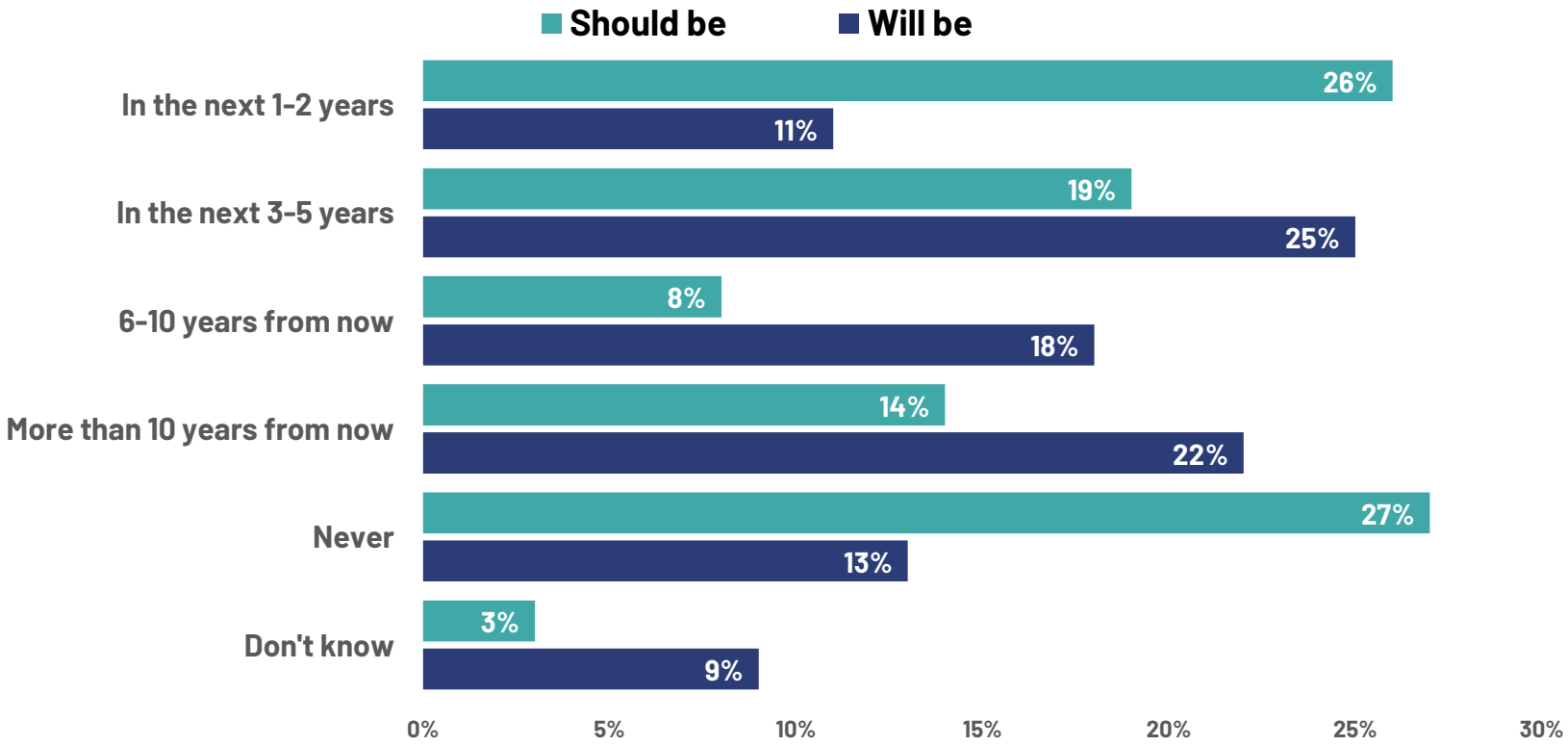

Base: 1,083 Scottish adults 16+, 12 – 18 November 2026

Source: Ipsos | Scottish Political Monitor

Views on when there should be another Scottish independence referendum

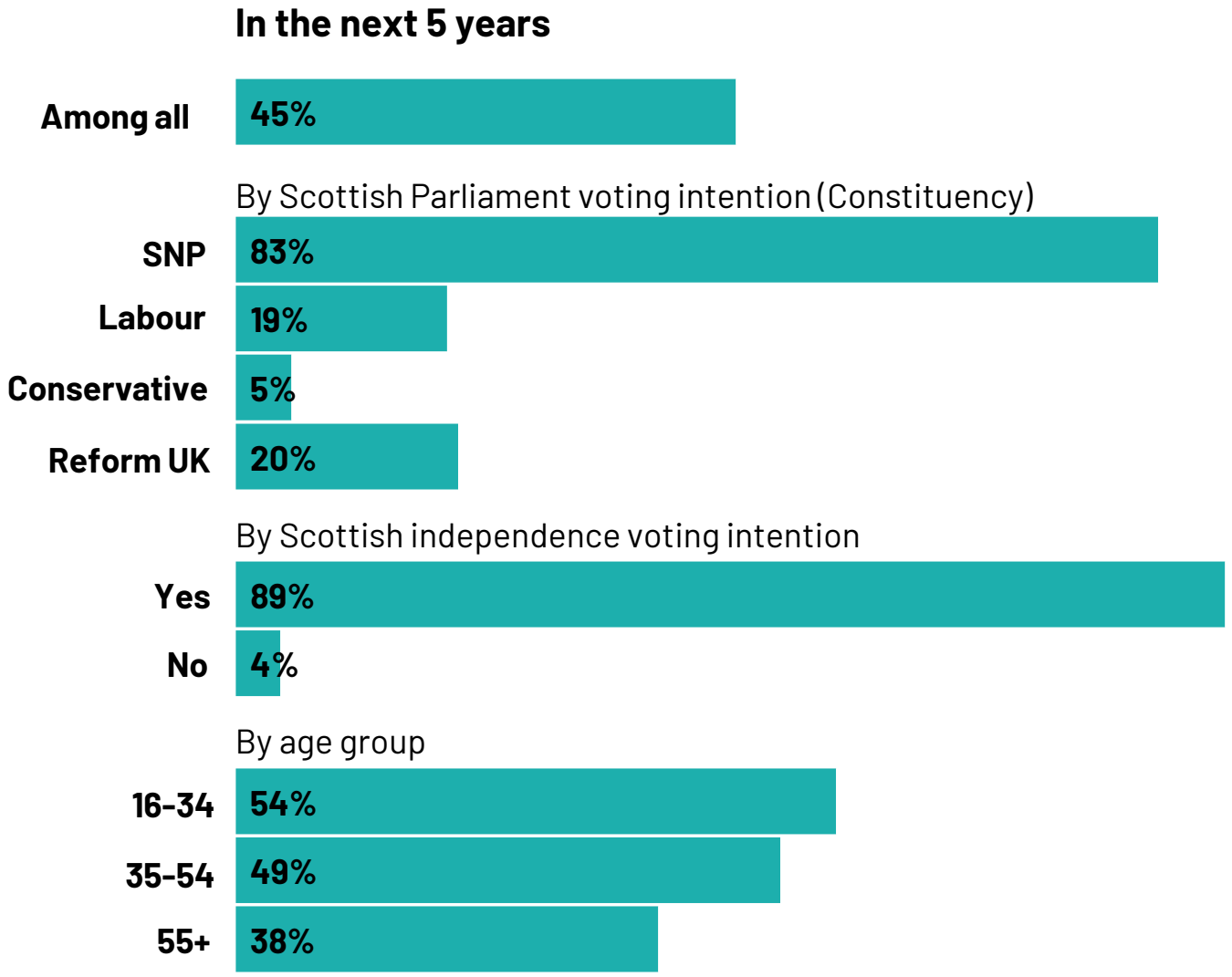

Base: 1,083 Scottish adults aged 16+, 12 - 18 November 2026, including SNP supporters (353), Labour supporters (178), Conservative supporters (123), Reform UK supporters (128); 'Yes' supporters (461), 'No' supporters (469); 16-34 year olds (282), 35-54 year olds (342), 55+ year olds (459).

Source: Ipsos | Scottish Political Monitor

Views on when there will be another Scottish independence referendum

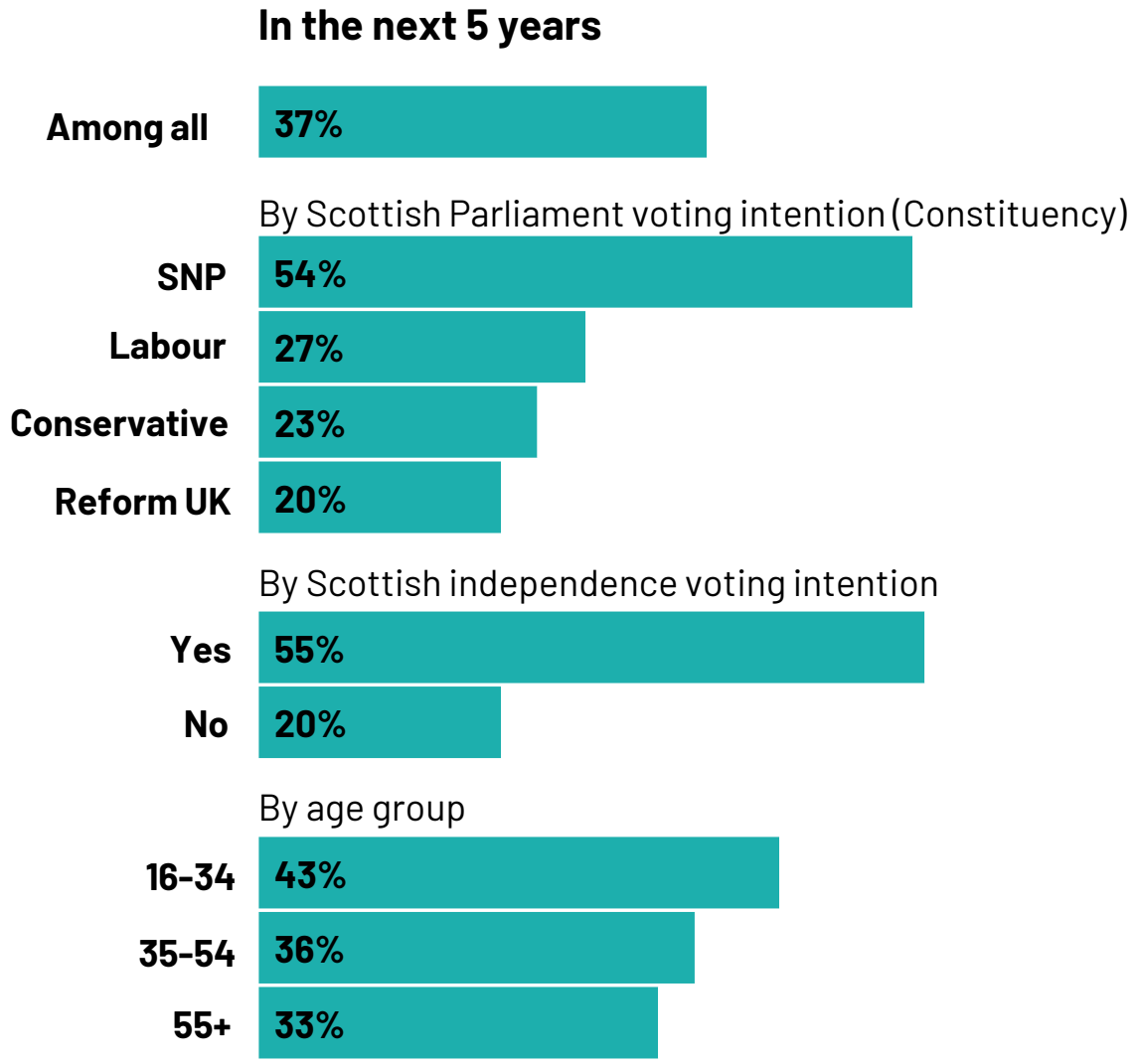

Base: 1,083 Scottish adults aged 16+, 12 - 18 November 2026, including SNP supporters (353), Labour supporters (178), Conservative supporters (123), Reform UK supporters (128); 'Yes' supporters (461), 'No' supporters (469); 16-34 year olds (282), 35-54 year olds (342), 55+ year olds (459).

Source: Ipsos | Scottish Political Monitor

TECHNICAL NOTE

Ipsos interviewed a representative probability sample of 1,083 adults aged 16+ across Scotland.

Data was collected online between 12 November and 18 November 2026. Data were weighted by selection probability and then by age, sex, Scottish Parliament region, qualifications, social grade, work status and work sector, area deprivation, number of cars in household, ethnicity, and newspaper readership (print and digital) to match the profile of the population.

Where percentages do not sum to 100 this may be due to computer rounding, the exclusion of "don't know" categories, or multiple answers. An asterisk (*) denotes any value of less than half a per cent.



© Ipsos | Scottish Political Monitor | November 2026 | Version 1 | Public

Detailed Technical Note

We interviewed a representative probability sample of 1,083 adults aged 16+ across Scotland, via the Ipsos UK KnowledgePanel. **Data was collected online between 12 and 18 November 2026**. A sample of 2,189 panellists aged 16+ in Scotland were invited to take part in the survey. The sample was stratified by age, qualifications and vote at the 2024 general election.

The achieved sample was weighted in two stages:

- Design weights were applied to correct for unequal probabilities of a person being selected for a survey.
- Calibration weights were applied to correct for differential non-response. Data was weighted to the adult population profile on age and gender, Scottish Parliament region, ethnicity, qualifications, work status and work sector (public sector/other), social grade, area deprivation, number of cars in household, and newspaper readership (print and digital). Population targets were obtained from the 2022 Census, ONS population estimates and other large-scale probability surveys.

For General Election voting intention, a two-part voting intention question is used with prompting on main parties (Conservatives, Labour, Liberal Democrats, Scottish National Party, Reform UK) and a follow-up "squeeze" question of those who are undecided or refuse the first question. **A similar approach is taken for Scottish Parliament voting intention**, with prompting on major parties (the list of parties prompted for differs for constituency and regional list, as not all parties stand candidates on both) and a follow-up "squeeze" question of those who were undecided or refused to the first question. A turnout filter is used based on two questions: current stated likelihood to vote (at least 9 out of 10 certain to vote) and previous voting behaviour (if they say they "always" or "usually" vote in general elections or that "it depends").

This is the methodology Ipsos has used for its Scottish Political Monitors since June 2025. It involves data collection through our online random probability panel instead of a quota telephone survey, an updated voting intention question (prompting for Reform UK), and an updated weighting scheme. This is based on our learnings during and since the 2024 General Election.

About the Ipsos KnowledgePanel

Ipsos, part of the Ipsos group, is one of the UK's largest and most innovative research agencies, working for a wide range of global businesses and many government departments and public bodies.

The KnowledgePanel, set up in 1999 in the US, 2020 in the UK, and since across Europe, is an online random probability panel.
In the UK, panellists aged 16+ are recruited via a postal push-to-web methodology. Invitations are sent to randomly selected addresses in the UK. Those who are digitally excluded are provided with a tablet and restricted internet access, free of cost. Our recruitment approach means all UK households in private residential settings have a known and non-zero chance of being invite to join the panel.

A high-quality random selection process is followed for all survey sampling. Panel members are randomly selected to take part in surveys. Data collection usually takes place over a week, online. Being a probability sample, quotas are not applied. Instead, the selected sample is stratified to ensure it is balanced on key characteristics. All those invited are allowed to take part in the survey.

Ipsos Scottish Political Monitor, November 2026

For more information

Emily Gray
Managing Director, Ipsos Scotland
Emily.Gray@ipsos.com

Alex Walker
Senior Research Executive, Ipsos Scotland
Alex.Walker@ipsos.com

Rachel Ormston
Research Director, Ipsos Scotland
Rachel.Ormston@ipsos.com

© Ipsos | Scottish Political Monitor | November 2026 | Version 1 | Public