

WHAT WORRIES THE



Saudi Arabia Report

September 2017

SAUDI ARABIA SUMMARY: SEPTEMBER 2017

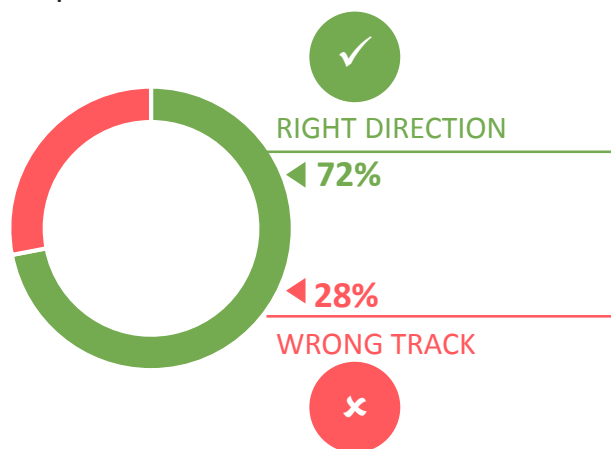
The majority (72%) of people in Saudi Arabia think things in the country are heading in the right direction.

Unemployment currently occupies the top spot for concern with 50% saying this.

Generally speaking, would you say things in this country are heading in the right direction, or are they off on the wrong track?

RIGHT DIRECTION/ WRONG TRACK

September 2017



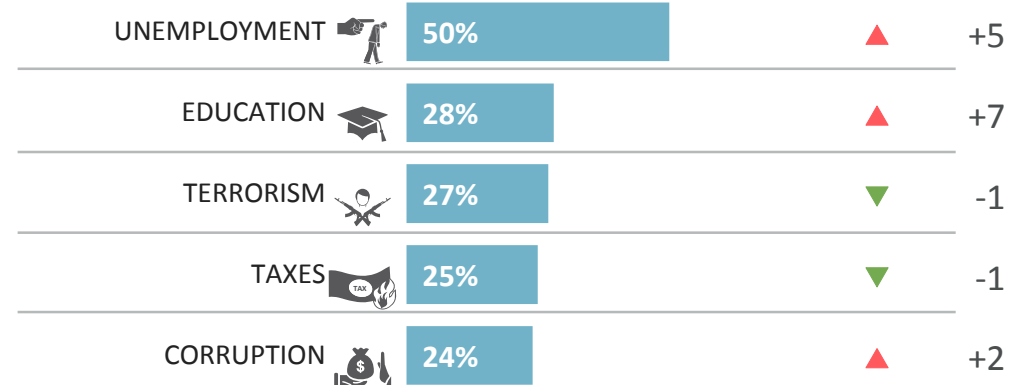
RIGHT DIRECTION



Which three of the following topics do you find the most worrying in your country?

% change compared with previous month:

Aug 2017



Base: Representative sample of adults aged 16-64. c.500 per month

Source: Global Advisor

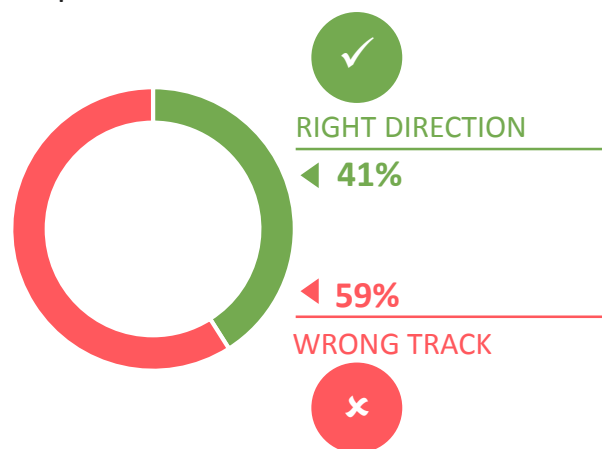
WORLD SUMMARY: SEPTEMBER 2017

The majority (59%) of people around the world think things in their country are on the wrong track.

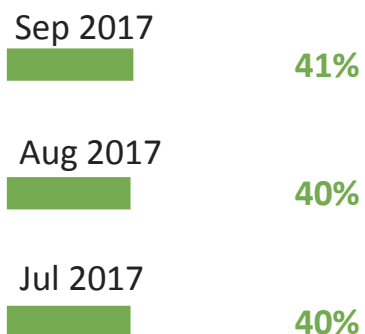
Unemployment currently occupies the top spot for global concern with 35% saying this.

Generally speaking, would you say things in this country are heading in the right direction, or are they off on the wrong track?

**RIGHT DIRECTION/
WRONG TRACK**
September 2017



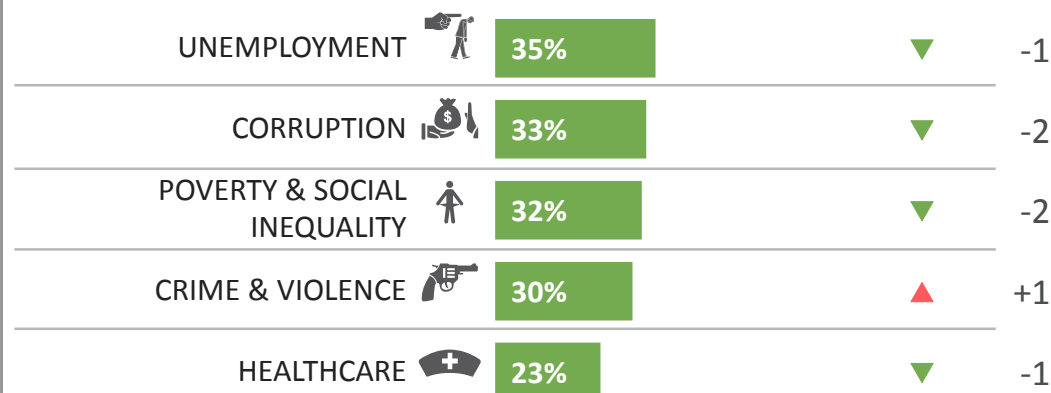
RIGHT DIRECTION



Which three of the following topics do you find the most worrying in your country?*

% change compared with previous month:

Aug 2017



Base: Representative sample of adults aged 16-64 in 26 participating countries. c.20,000 per month

Source: Global Advisor



RIGHT

DIRECTION

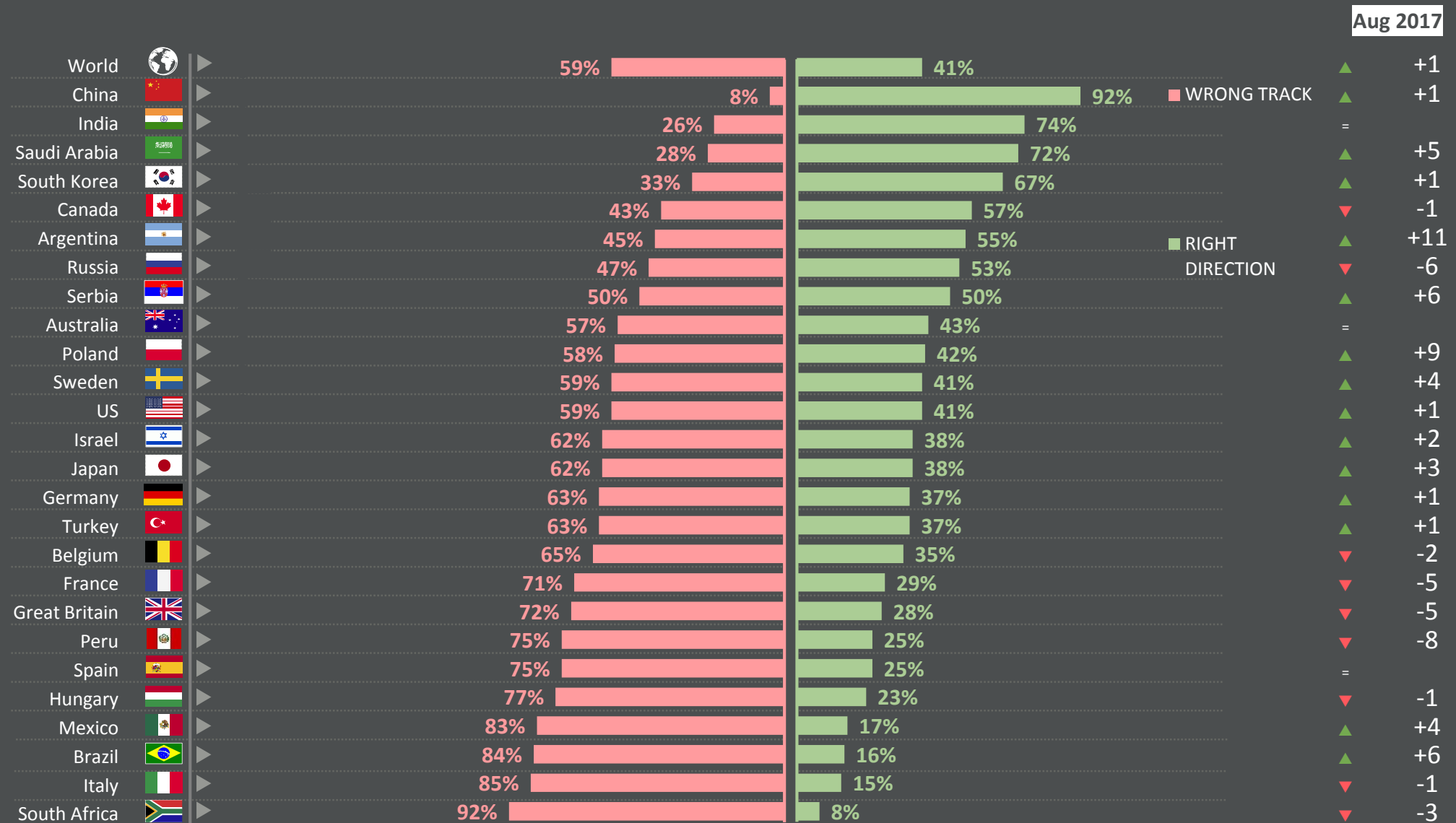
WRONG

TRACK

- Country comparisons
- Trends over time: Saudi Arabia
- Trends over time: world

COUNTRY COMPARISON

RIGHT DIRECTION/WRONG TRACK

Right direction % change
compared with previous month:

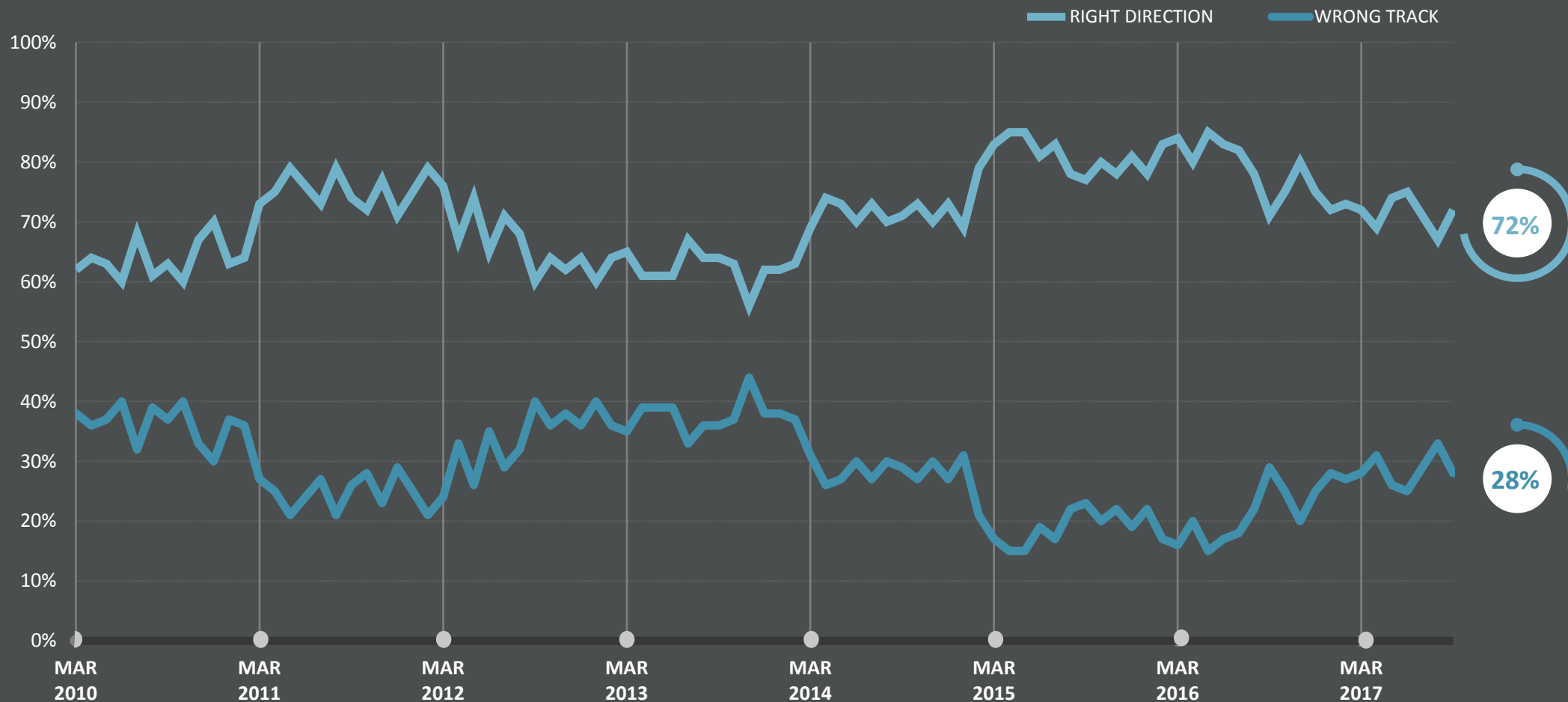
Base: Representative sample of 21,044 adults aged 16-64 in 26 participating countries, August 25th - September 8th 2017.

Source: Global Advisor

World Worries | September 2017 | Version 1 | Public | © Ipsos 2017

SAUDI ARABIA: RIGHT DIRECTION/ WRONG TRACK

Generally speaking, would you say things in this country are heading in the right direction, or are they off on the wrong track?



Base: Representative sample of adults aged 16-64. c.500 per month

Source: Global Advisor

WORLD: RIGHT DIRECTION/ WRONG TRACK

Generally speaking, would you say things in this country are heading in the right direction, or are they off on the wrong track?



Base: Representative sample of adults aged 16-64, c.18,000 – 20,000 per month.

Source: Global Advisor



SAUDI ARABIA'S WORRIES

- Saudi Arabia's top worries
- World's top worries
- Trends over time for worries: Saudi Arabia & world

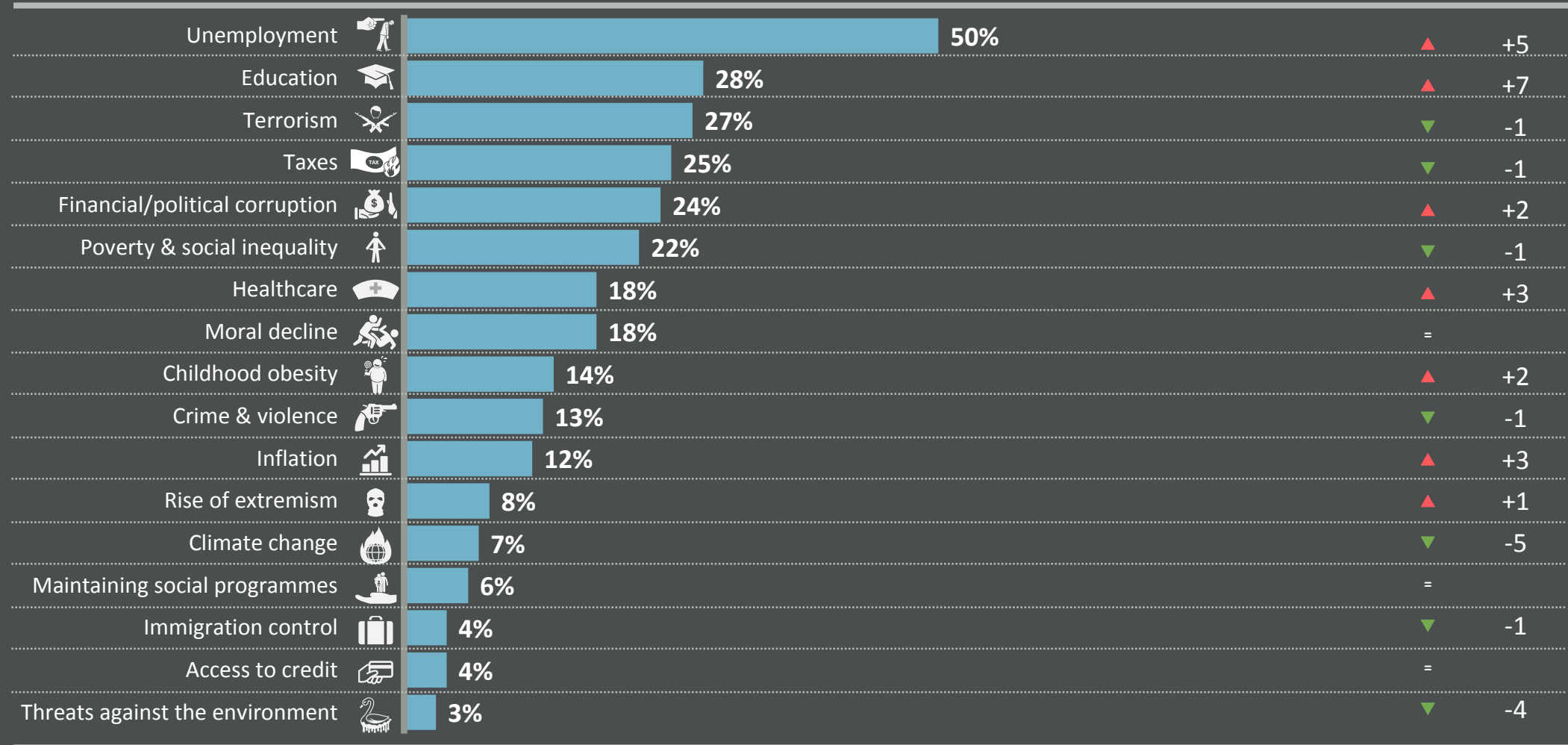
SAUDI ARABIA'S WORRIES

Which three of the following topics do you find the most worrying in your country?

% change compared with previous month:

Mentioned in September 2017 (%)

Aug 2017



Base: Representative sample of adults aged 16-64. September 2017: 500; August 2017: 501.

Source: Global Advisor

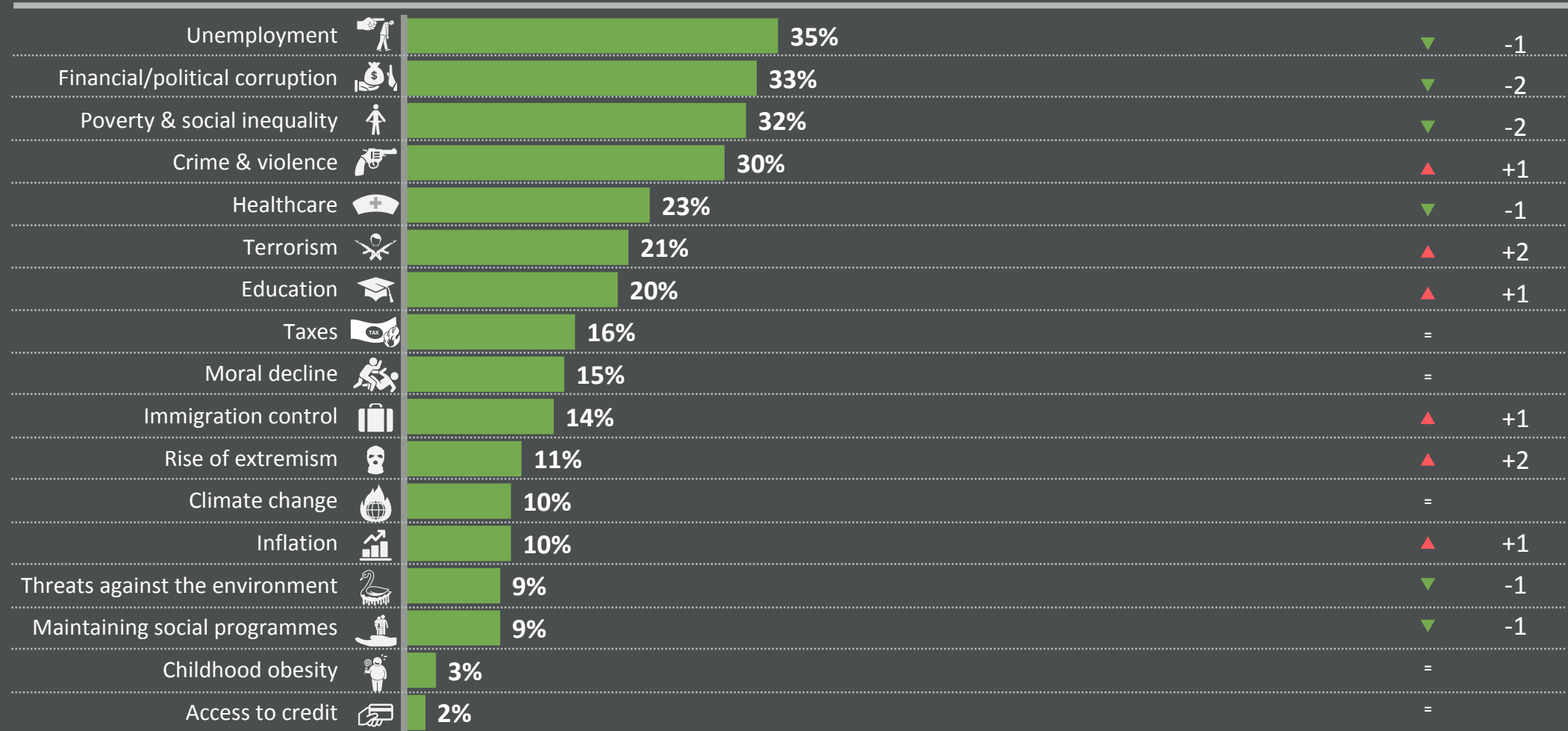
WORLD WORRIES

Which three of the following topics do you find the most worrying in your country?

% change compared
with previous month:

Mentioned in September 2017 (%)

Aug 2017




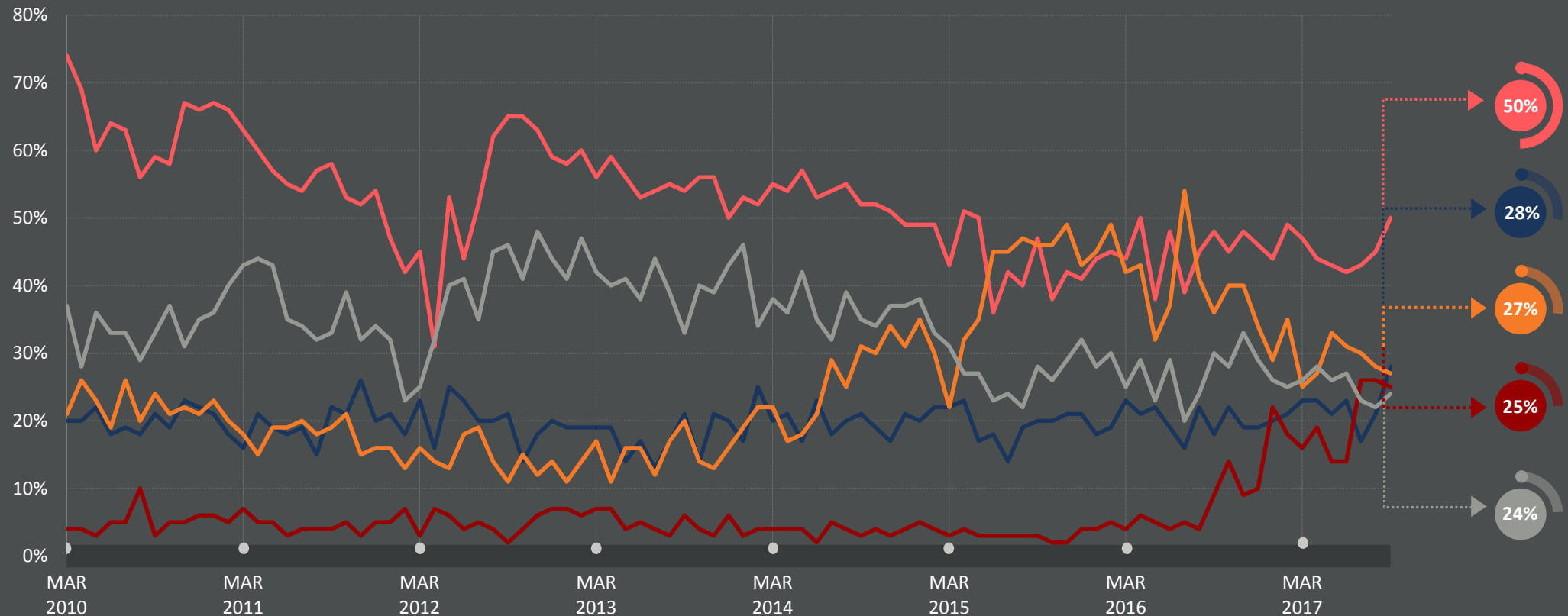
Base: Representative sample of adults aged 16-64. September 2017: 21,044; August 2017: 18,630.

Source: Global Advisor

SAUDI ARABIA'S CURRENT TOP 5 WORRIES:

LONG-TERM TRENDS

Which three of the following topics do you find the most worrying in your country?

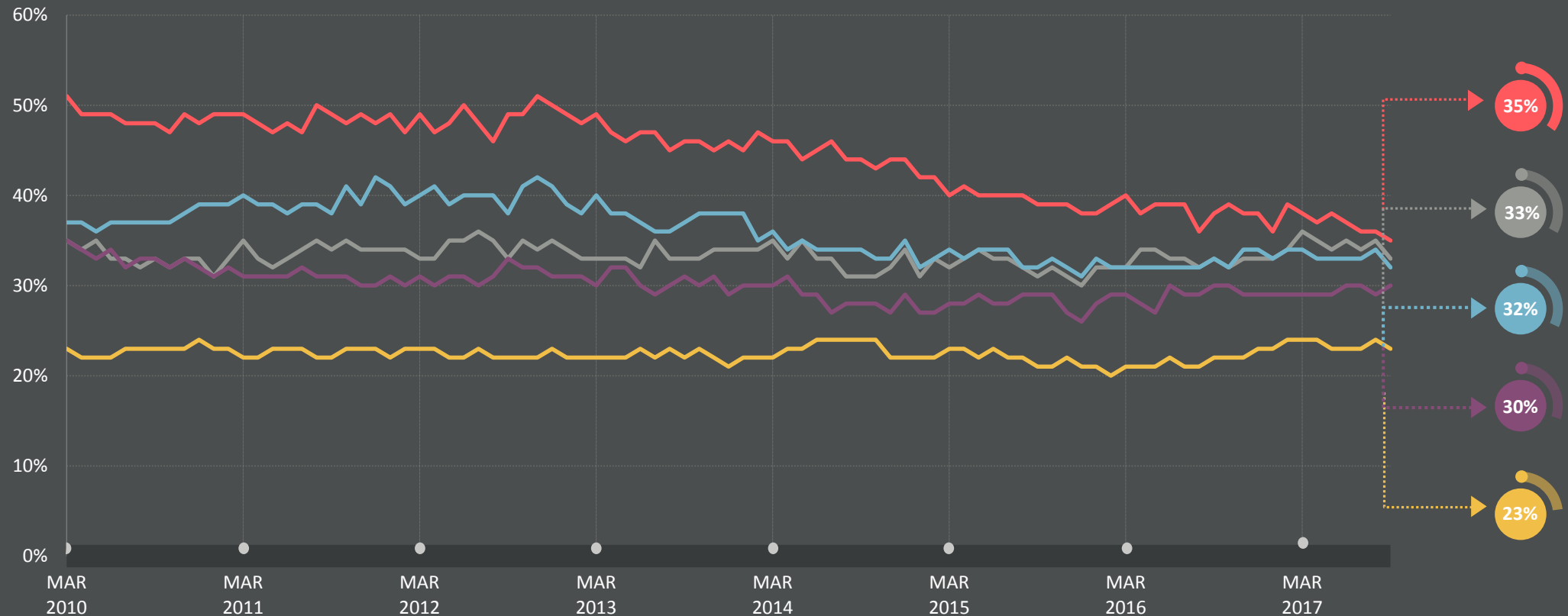


Base: Representative sample of adults aged 16-64. c.500 per month

Source: Global Advisor

THE WORLD'S CURRENT TOP 5 WORRIES: LONG-TERM TRENDS

Which three of the following topics do you find the most worrying in your country?



Unemployment



Financial/political corruption



Poverty & social inequality



Crime & violence



Healthcare

Base: Representative sample of adults aged 16-64, c.18,000-20,000 per month.

Source: Global Advisor



WORLD WORRIES

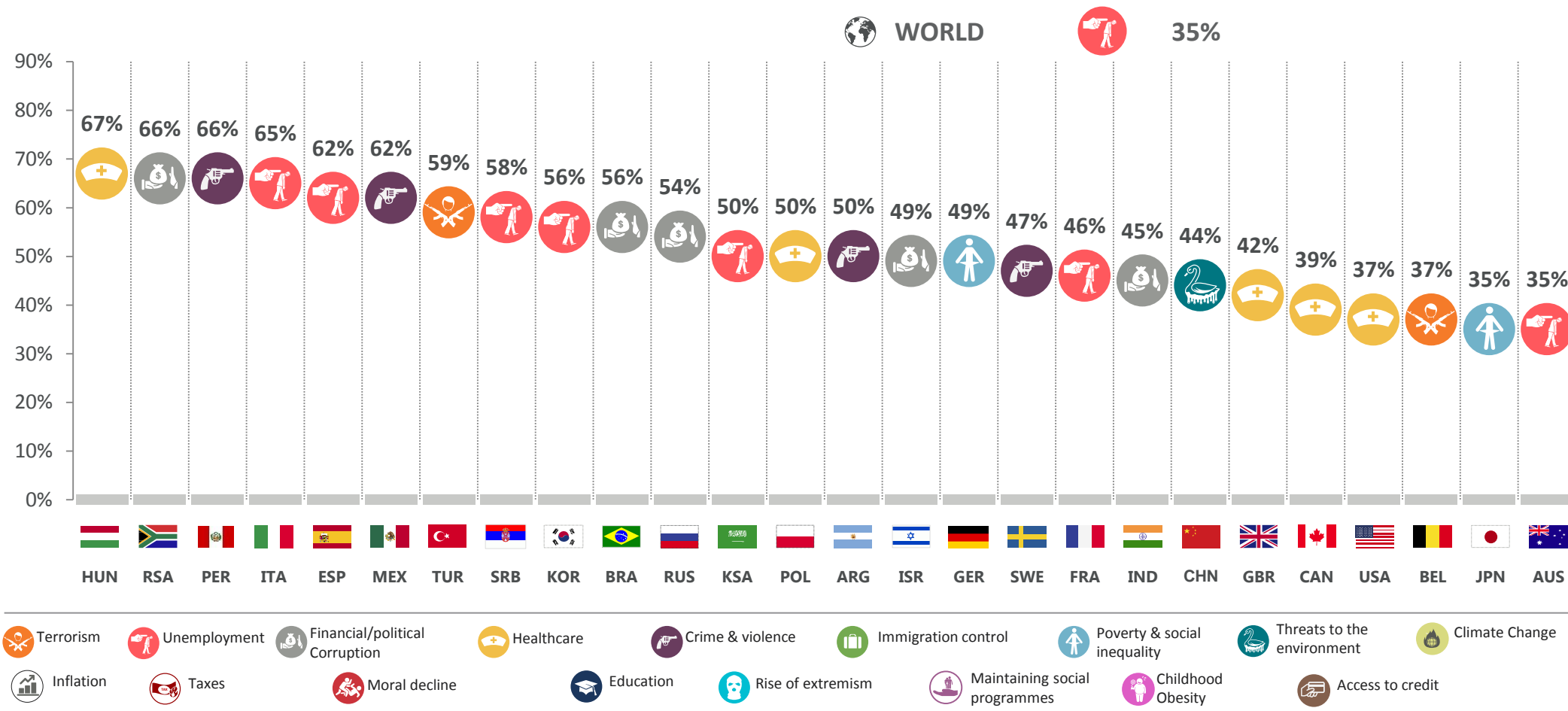
COUNTRY COMPARISON

- Top concern by country
- Country comparison of all 17 concerns

MOST WORRYING ISSUE BY COUNTRY

Which three of the following topics do you find the most worrying in your country?

Top worry in September 2017 in each country



Base: Representative sample of 21,044 adults aged 16-64 in 26 participating countries, August 25th - September 8th 2017.

Source: Global Advisor

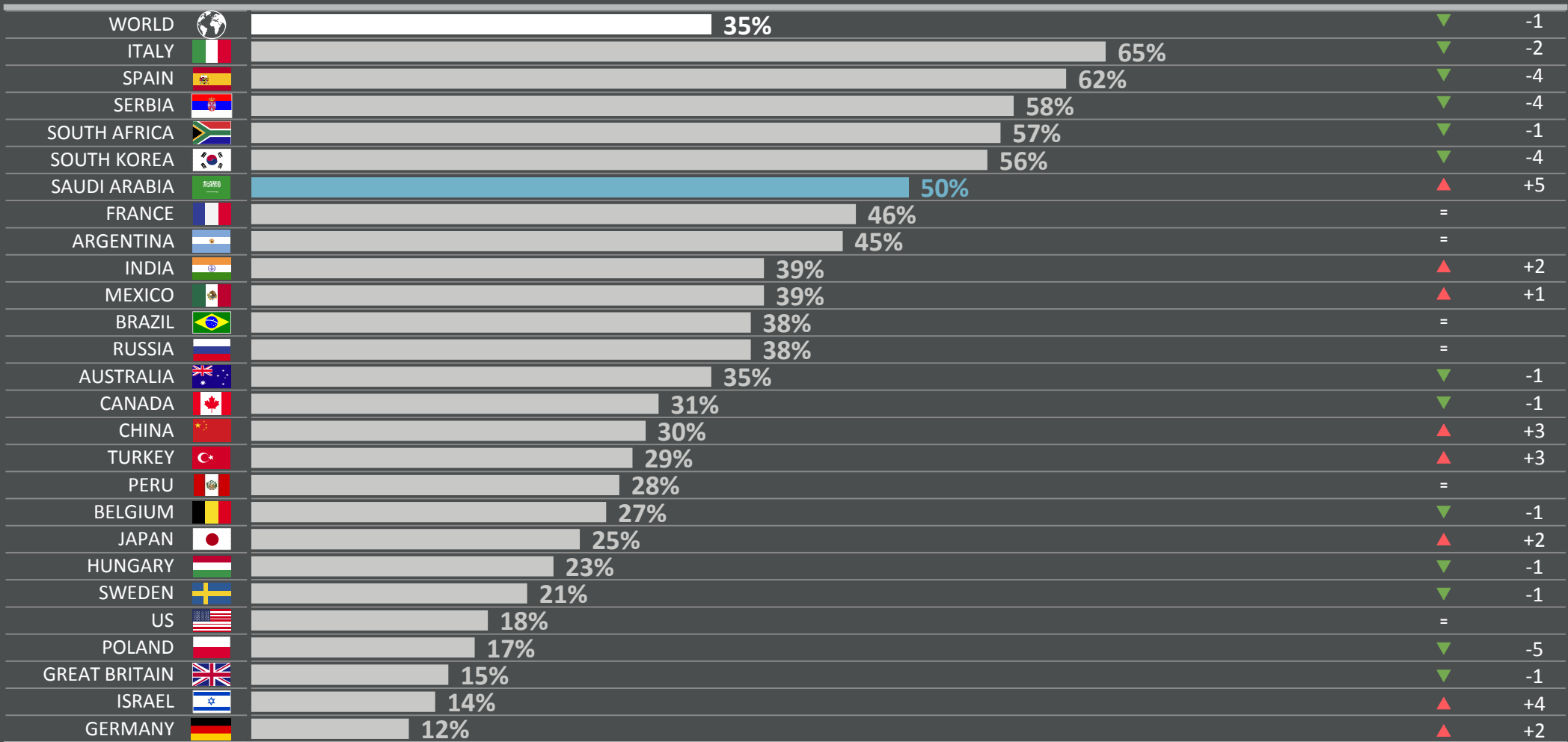
1 | UNEMPLOYMENT AND JOBS

Which three of the following topics do you find the most worrying in your country?

% change compared
with previous month:

(%) worried in September 2017 in each country

Aug 2017



Base: Representative sample of adults aged 16-64 in 26 participating countries. September 2017: 21,044; August 2017: 18,630.

Source: Global Advisor

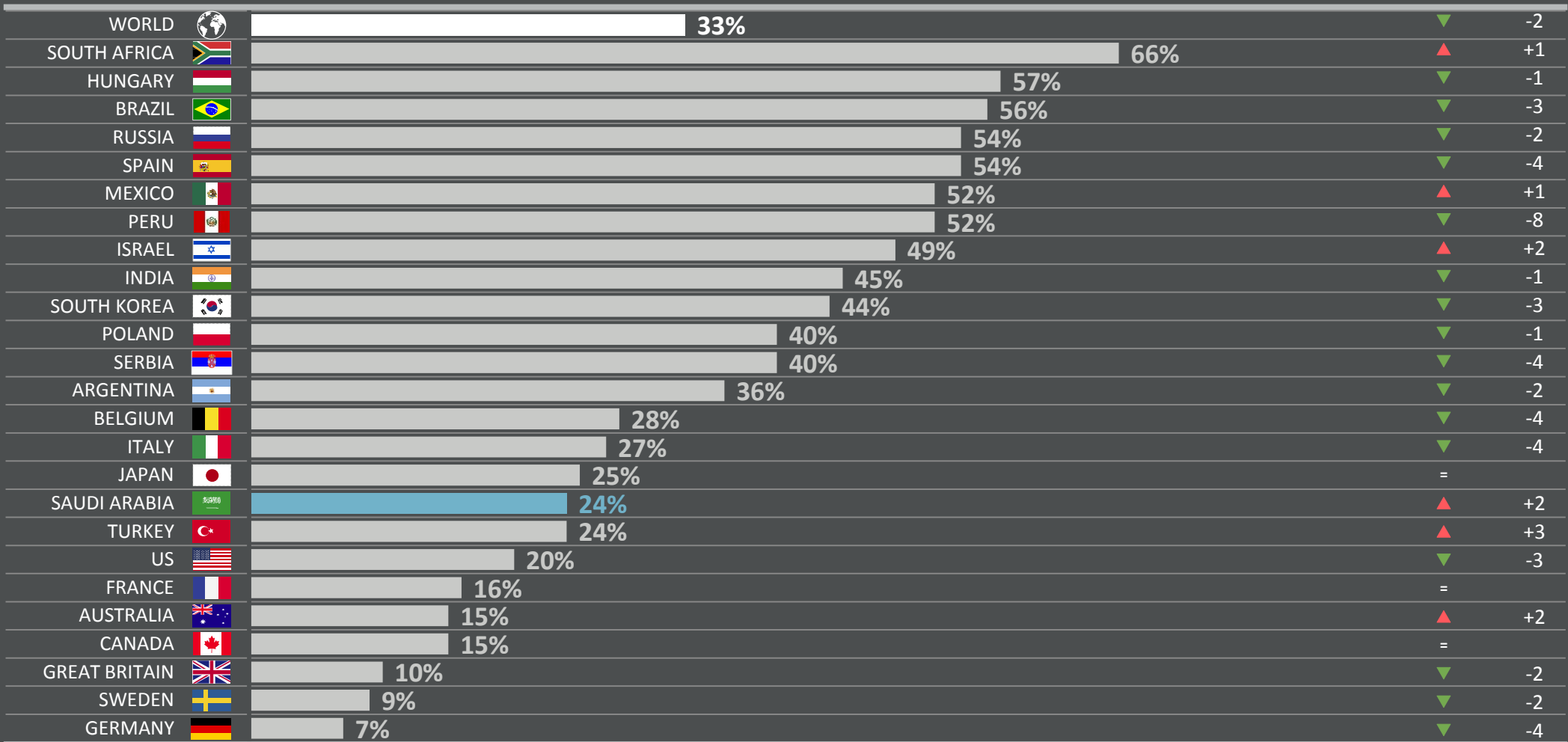
2 | CORRUPTION

Which three of the following topics do you find the most worrying in your country?

% change compared
with previous month:

(%) worried in September 2017 in each country

Aug 2017



Base: Representative sample of adults aged 16-64 in 26 participating countries. September 2017: 21,044; August 2017: 18,630.

Source: Global Advisor



























3 | POVERTY & SOCIAL INEQUALITY

Which three of the following topics do you find the most worrying in your country?

% change compared
with previous month:

(%) worried in September 2017 in each country

Aug 2017

WORLD		32%	▼	-2
SERBIA		56%	▼	-2
RUSSIA		53%	▲	+1
HUNGARY		50%	▼	-5
GERMANY		49%	▲	+5
MEXICO		42%	▲	+1
ISRAEL		39%	=	
ARGENTINA		38%	▼	-2
FRANCE		37%	▲	+1
SOUTH KOREA		37%	▼	-9
JAPAN		35%	▼	-4
BELGIUM		33%	▼	-5
SOUTH AFRICA		33%	▲	+1
POLAND		31%	▼	-1
GREAT BRITAIN		30%	▲	+1
SPAIN		30%	▼	-9
INDIA		29%	▼	-1
CANADA		28%	▼	-1
PERU		28%	▲	+1
ITALY		27%	▼	-6
BRAZIL		25%	▲	+3
AUSTRALIA		22%	▼	-2
SAUDI ARABIA		22%	▼	-1
SWEDEN		22%	▲	+2
TURKEY		22%	▼	-6
US		18%	=	

Base: Representative sample of adults aged 16-64 in 26 participating countries. September 2017: 21,044; August 2017: 18,630.

Source: Global Advisor

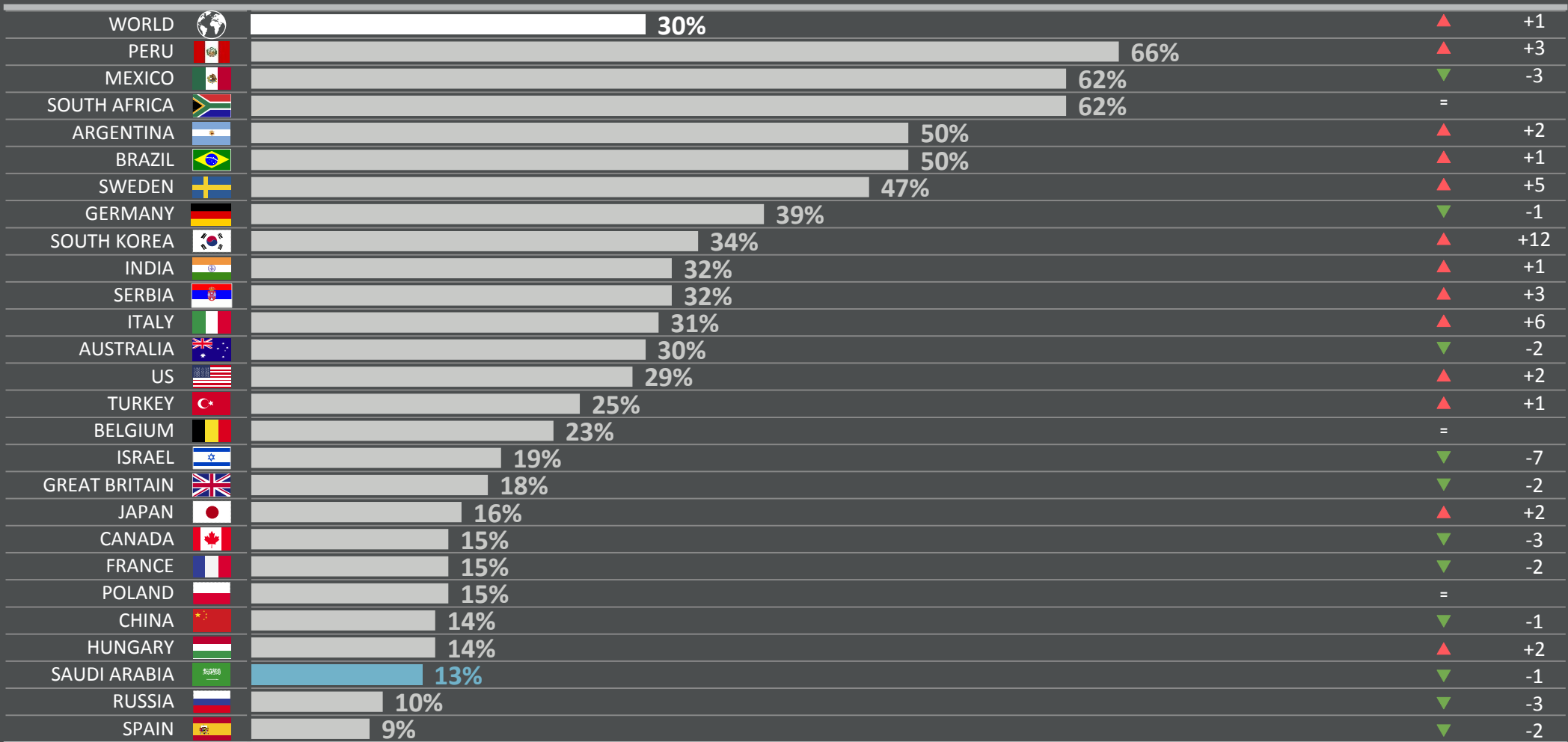
4 | CRIME & VIOLENCE

Which three of the following topics do you find the most worrying in your country?

% change compared with previous month:

(%) worried in September 2017 in each country

Aug 2017



Base: Representative sample of adults aged 16-64 in 26 participating countries. September 2017: 21,044; August 2017: 18,630.

Source: Global Advisor

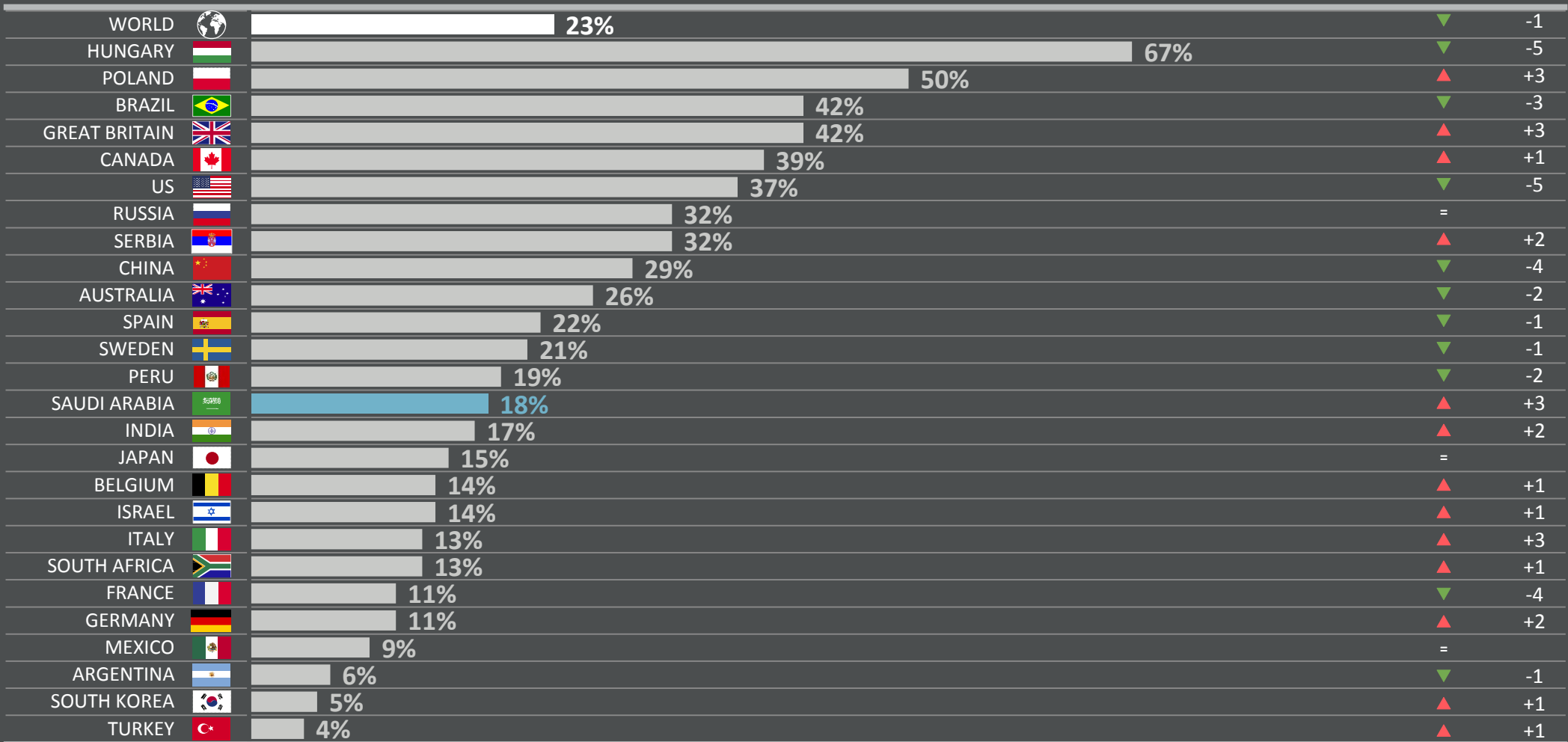
5 | HEALTHCARE

Which three of the following topics do you find the most worrying in your country?

% change compared
with previous month:

(%) worried in September 2017 in each country

Aug 2017



Base: Representative sample of adults aged 16-64 in 26 participating countries. September 2017: 21,044; August 2017: 18,630.

Source: Global Advisor

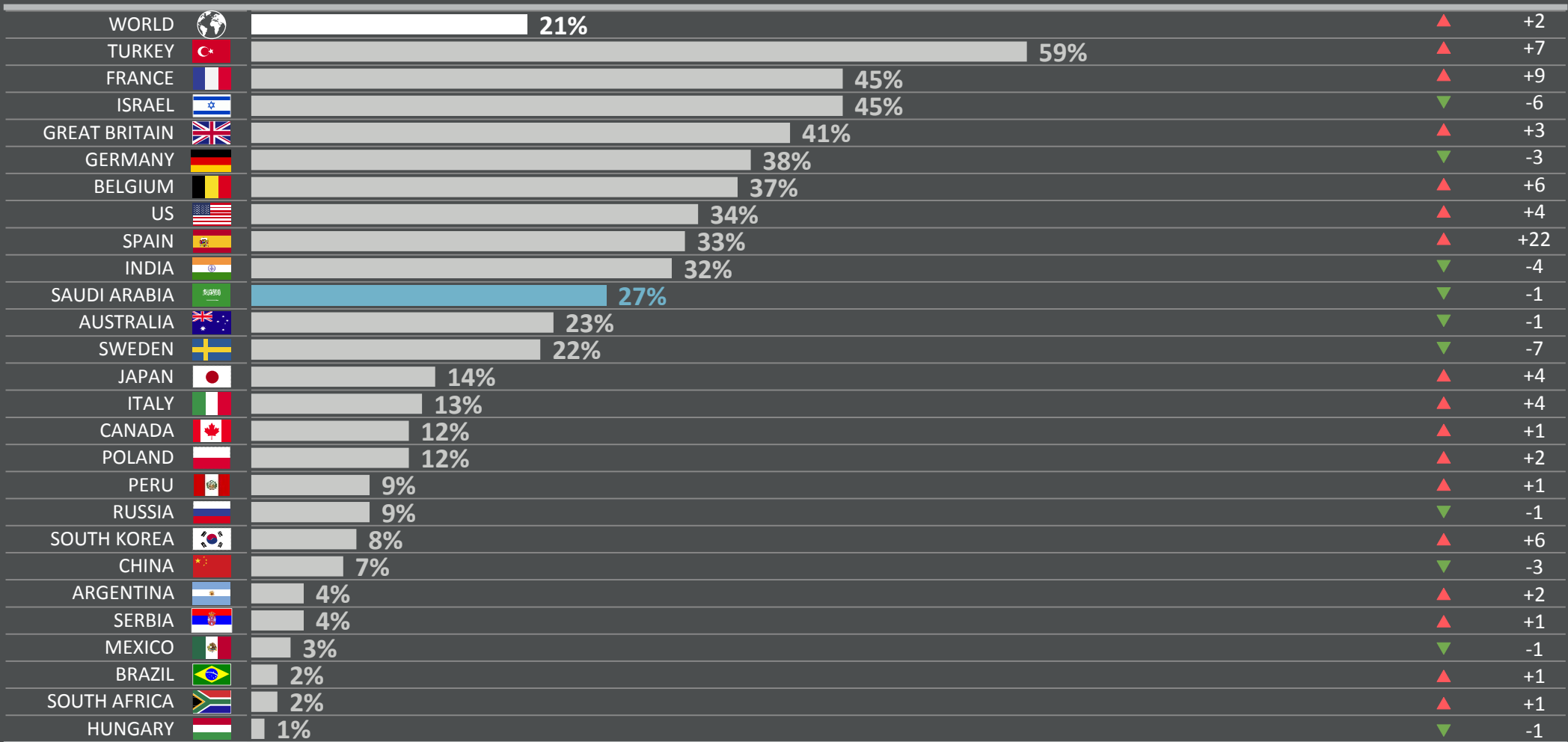
6 | TERRORISM

Which three of the following topics do you find the most worrying in your country?

% change compared
with previous month:

(%) worried in September 2017 in each country

Aug 2017



Base: Representative sample of adults aged 16-64 in 26 participating countries. September 2017: 21,044; August 2017: 18,630.

Source: Global Advisor




























7 | EDUCATION

Which three of the following topics do you find the most worrying in your country?

% change compared
with previous month:

(%) worried in September 2017 in each country

Aug 2017

WORLD		20%	▲	+1
PERU		54%	▲	+10
ISRAEL		35%	▲	+1
ARGENTINA		29%	▼	-5
BRAZIL		29%	=	
CHINA		28%	▲	+1
MEXICO		28%	▼	-3
SAUDI ARABIA		28%	▲	+7
TURKEY		27%	=	
HUNGARY		23%	▲	+4
SOUTH AFRICA		22%	=	
INDIA		19%	▲	+2
RUSSIA		17%	▲	+1
SPAIN		17%	▼	-1
SERBIA		16%	▲	+1
CANADA		14%	▲	+1
GERMANY		14%	▲	+5
US		14%	▼	-1
FRANCE		13%	▲	+3
POLAND		13%	▲	+5
SOUTH KOREA		13%	▲	+1
AUSTRALIA		12%	▼	-4
JAPAN		12%	▼	-3
GREAT BRITAIN		11%	▼	-2
SWEDEN		11%	▲	+2
BELGIUM		9%	=	
ITALY		5%	▼	-2

Base: Representative sample of adults aged 16-64 in 26 participating countries. September 2017: 21,044; August 2017: 18,630.

Source: Global Advisor



























8 | TAXES

Which three of the following topics do you find the most worrying in your country?

% change compared
with previous month:

(%) worried in September 2017 in each country

Aug 2017

WORLD		16%	=	
CANADA		31%	▲	+2
ITALY		30%	▼	-2
BELGIUM		27%	▼	-7
FRANCE		27%	▼	-2
SAUDI ARABIA		25%	▼	-1
POLAND		24%	▼	-4
ISRAEL		22%	▲	+5
JAPAN		22%	▲	+2
BRAZIL		20%	▼	-3
TURKEY		19%	=	
AUSTRALIA		17%	=	
ARGENTINA		16%	▼	-3
INDIA		16%	▼	-1
US		13%	▼	-2
MEXICO		12%	▼	-1
SOUTH KOREA		12%	▼	-3
SWEDEN		11%	▼	-1
HUNGARY		10%	=	
SOUTH AFRICA		10%	▲	+5
RUSSIA		9%	=	
SPAIN		9%	▼	-3
GREAT BRITAIN		8%	=	
GERMANY		7%	▼	-2
PERU		6%	▲	+1
SERBIA		4%	▼	-2

Base: Representative sample of adults aged 16-64 in 26 participating countries. September 2017: 21,044; August 2017: 18,630.

Source: Global Advisor




























9 | MORAL DECLINE

Which three of the following topics do you find the most worrying in your country?

% change compared
with previous month:

(%) worried in September 2017 in each country

Aug 2017

WORLD		15%	=	
CHINA		39%	▲	+2
SERBIA		28%	=	
JAPAN		25%	▼	-2
SOUTH KOREA		21%	=	
US		21%	=	
SAUDI ARABIA		18%	=	
AUSTRALIA		17%	▲	+4
GERMANY		17%	▲	+2
ISRAEL		17%	▼	-1
GREAT BRITAIN		15%	▲	+1
HUNGARY		15%	▲	+4
RUSSIA		14%	▲	+1
TURKEY		14%	▲	+5
POLAND		12%	▼	-6
ITALY		11%	▲	+1
SWEDEN		11%	=	
BELGIUM		10%	▼	-2
CANADA		10%	▼	-3
FRANCE		10%	▼	-2
INDIA		10%	▲	+3
PERU		10%	▲	+2
SOUTH AFRICA		10%	=	
ARGENTINA		9%	▼	-2
MEXICO		9%	▲	+3
BRAZIL		7%	▼	-2
SPAIN		7%	▼	-2

Base: Representative sample of adults aged 16-64 in 26 participating countries. September 2017: 21,044; August 2017: 18,630.

Source: Global Advisor




























10 | IMMIGRATION CONTROL

Which three of the following topics do you find the most worrying in your country?

% change compared
with previous month:

(%) worried in September 2017 in each country

Aug 2017

WORLD		14%	▲	+1
ITALY		42%	▲	+5
GERMANY		38%	▲	+1
CANADA		30%	▲	+8
GREAT BRITAIN		29%	▼	-1
SWEDEN		25%	=	
AUSTRALIA		22%	▲	+2
BELGIUM		22%	▲	+1
US		22%	▼	-2
FRANCE		20%	▼	-2
TURKEY		20%	▼	-5
HUNGARY		14%	▲	+6
SPAIN		14%	▲	+1
ISRAEL		11%	▲	+4
POLAND		10%	▲	+1
ARGENTINA		6%	▲	+3
RUSSIA		6%	=	
SOUTH AFRICA		6%	=	
JAPAN		5%	=	
SAUDI ARABIA		4%	▼	-1
SERBIA		3%	▲	+1
CHINA		2%	▼	-1
INDIA		2%	=	
MEXICO		2%	▲	+1
PERU		2%	▼	-1
BRAZIL		1%	=	
SOUTH KOREA		1%	▲	+1

Base: Representative sample of adults aged 16-64 in 26 participating countries. September 2017: 21,044; August 2017: 18,630.

Source: Global Advisor



























11 | RISE OF EXTREMISM

Which three of the following topics do you find the most worrying in your country?

% change compared
with previous month:

(%) worried in September 2017 in each country

Aug 2017

WORLD		11%	▲	+2
GREAT BRITAIN		28%	=	
SWEDEN		27%	▲	+6
BELGIUM		25%	▲	+10
GERMANY		21%	=	
US		21%	▲	+7
POLAND		18%	▲	+1
AUSTRALIA		17%	▲	+2
FRANCE		17%	▲	+2
ISRAEL		14%	▼	-2
SPAIN		14%	▲	+6
TURKEY		13%	▼	-2
SOUTH KOREA		10%	▲	+6
INDIA		9%	▲	+1
CANADA		8%	▼	-1
SAUDI ARABIA		8%	▲	+1
ITALY		7%	▲	+3
HUNGARY		6%	▲	+2
JAPAN		6%	▲	+2
ARGENTINA		5%	▲	+3
RUSSIA		3%	=	
SERBIA		3%	▲	+1
BRAZIL		2%	=	
MEXICO		2%	▲	+1
PERU		2%	▲	+1
SOUTH AFRICA		1%	▼	-2

Base: Representative sample of adults aged 16-64 in 26 participating countries. September 2017: 21,044; August 2017: 18,630.

Source: Global Advisor




























12 | CLIMATE CHANGE

Which three of the following topics do you find the most worrying in your country?

% change compared
with previous month:

(%) worried in September 2017 in each country

Aug 2017

WORLD		10%	=	
CHINA		24%	▼	-4
CANADA		21%	=	
JAPAN		20%	▼	-3
SWEDEN		16%	▼	-1
GERMANY		15%	▼	-1
AUSTRALIA		14%	▼	-1
US		14%	=	
FRANCE		13%	▲	+1
INDIA		13%	=	
POLAND		12%	▲	+7
BELGIUM		10%	▼	-3
GREAT BRITAIN		9%	▲	+1
RUSSIA		8%	▲	+6
SPAIN		8%	=	
ITALY		7%	▼	-2
MEXICO		7%	▼	-1
SAUDI ARABIA		7%	▼	-5
PERU		6%	▼	-1
SOUTH KOREA		6%	▼	-3
SERBIA		5%	=	
HUNGARY		4%	▼	-2
ARGENTINA		3%	▲	+1
SOUTH AFRICA		3%	▲	+1
BRAZIL		2%	▲	+1
ISRAEL		2%	▲	+1
TURKEY		2%	▼	-5

Base: Representative sample of adults aged 16-64 in 26 participating countries. September 2017: 21,044; August 2017: 18,630.

Source: Global Advisor




























13 | INFLATION

Which three of the following topics do you find the most worrying in your country?

% change compared
with previous month:

(%) worried in September 2017 in each country

Aug 2017

WORLD		10%	▲	+1
ARGENTINA		42%	▲	+2
CHINA		35%	▲	+7
RUSSIA		23%	▲	+3
CANADA		14%	▲	+2
AUSTRALIA		12%	▲	+1
MEXICO		12%	▲	+1
SAUDI ARABIA		12%	▲	+3
TURKEY		12%	▼	-2
BRAZIL		10%	▼	-1
GREAT BRITAIN		10%	▼	-1
INDIA		9%	▼	-1
SOUTH AFRICA		8%	▼	-2
JAPAN		7%	=	
SOUTH KOREA		7%	▼	-3
BELGIUM		5%	=	
POLAND		5%	=	
US		5%	=	
GERMANY		4%	=	
HUNGARY		4%	▲	+2
FRANCE		3%	▼	-1
ISRAEL		3%	▲	+2
ITALY		3%	▼	-1
PERU		3%	▼	-2
SWEDEN		3%	▲	+1
SERBIA		2%	▲	+1
SPAIN		2%	▲	+1

Base: Representative sample of adults aged 16-64 in 26 participating countries. September 2017: 21,044; August 2017: 18,630.

Source: Global Advisor




























14 | THREATS AGAINST THE ENVIRONMENT

Which three of the following topics do you find the most worrying in your country?

% change compared with previous month:

(%) worried in September 2017 in each country

Aug 2017

WORLD		9%	▼	-1
CHINA		44%	=	
BELGIUM		15%	▲	+5
INDIA		15%	▲	+1
SWEDEN		15%	▼	-1
FRANCE		14%	▼	-2
AUSTRALIA		12%	=	
CANADA		12%	▼	-2
GERMANY		11%	▼	-4
SOUTH KOREA		11%	▲	+2
JAPAN		10%	▲	+1
POLAND		10%	▼	-1
GREAT BRITAIN		8%	▲	+1
US		8%	▼	-3
MEXICO		7%	▼	-3
RUSSIA		7%	=	
SERBIA		7%	▲	+3
ITALY		6%	▼	-1
PERU		6%	▼	-2
BRAZIL		5%	▲	+2
ISRAEL		4%	=	
ARGENTINA		3%	=	
SAUDI ARABIA		3%	▼	-4
SPAIN		3%	▼	-1
TURKEY		3%	▼	-3
HUNGARY		2%	▼	-2
SOUTH AFRICA		1%	▼	-2

Base: Representative sample of adults aged 16-64 in 26 participating countries. September 2017: 21,044; August 2017: 18,630.

Source: Global Advisor

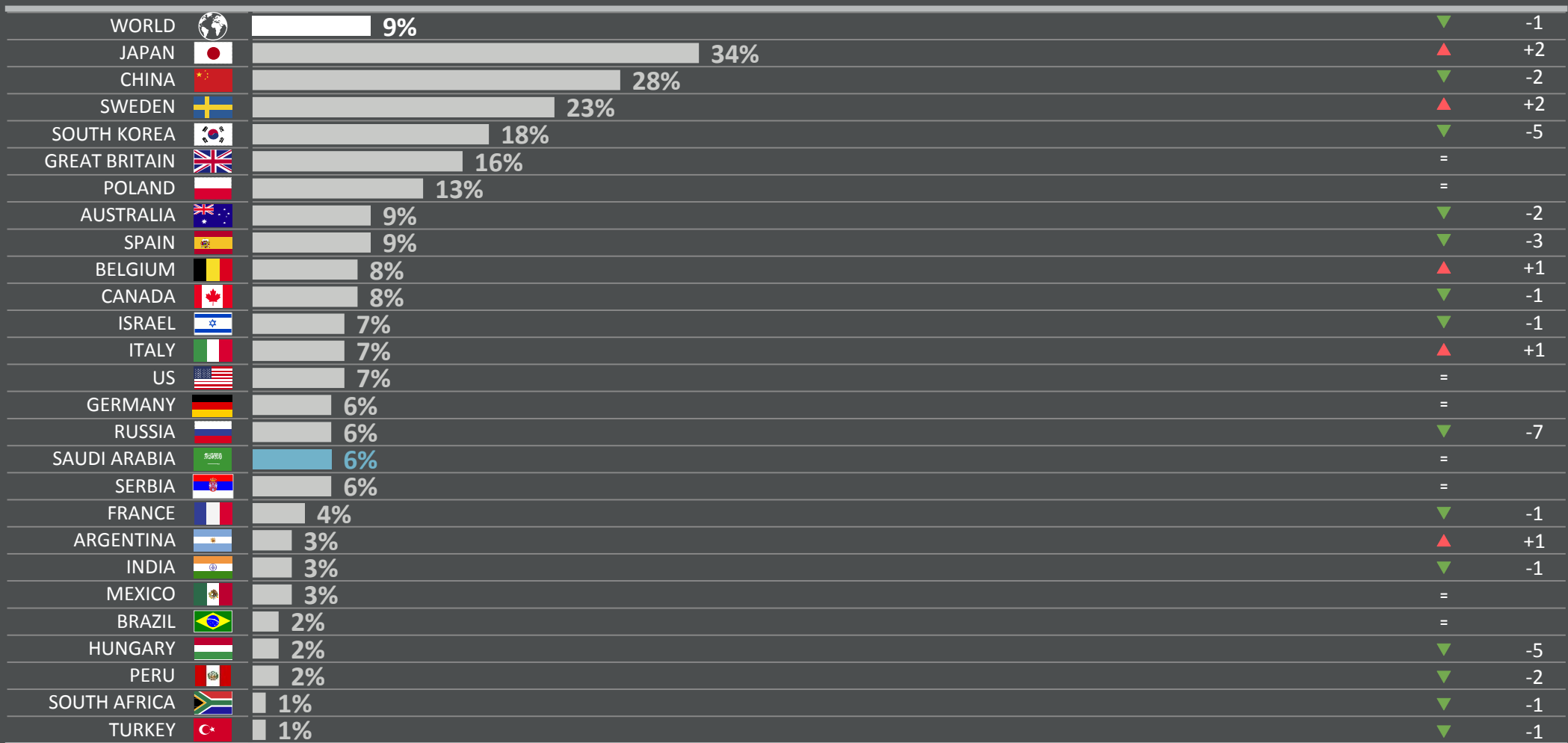
15 | MAINTAINING SOCIAL PROGRAMMES

Which three of the following topics do you find the most worrying in your country?

% change compared
with previous month:

(%) worried in September 2017 in each country

Aug 2017



Base: Representative sample of adults aged 16-64 in 26 participating countries. September 2017: 21,044; August 2017: 18,630.

Source: Global Advisor




























16 | CHILDHOOD OBESITY

Which three of the following topics do you find the most worrying in your country?

% change compared
with previous month:

(%) worried in September 2017 in each country

Aug 2017

WORLD		3%	=	
SAUDI ARABIA		14%	▲	+2
MEXICO		7%	▲	+3
AUSTRALIA		6%	▲	+1
TURKEY		6%	▲	+4
CHINA		5%	▲	+1
INDIA		5%	▲	+1
POLAND		5%	▼	-3
SWEDEN		5%	▼	-2
US		5%	▲	+3
CANADA		4%	=	
GREAT BRITAIN		3%	▼	-1
SERBIA		3%	▲	+1
GERMANY		2%	▼	-2
ISRAEL		2%	=	
RUSSIA		2%	▲	+1
ARGENTINA		1%	▼	-1
BELGIUM		1%	▼	-1
BRAZIL		1%	▲	+1
FRANCE		1%	=	
HUNGARY		1%	▼	-1
ITALY		1%	=	
JAPAN		1%	▲	+1
PERU		1%	=	
SOUTH AFRICA		1%	=	
SOUTH KOREA		1%	▲	+1
SPAIN		*	▼	-2

Base: Representative sample of adults aged 16-64 in 26 participating countries. September 2017: 21,044; August 2017: 18,630.

Source: Global Advisor












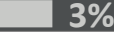

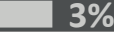

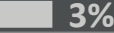




































17 | ACCESS TO CREDIT

Which three of the following topics do you find the most worrying in your country?

% change compared
with previous month:

(%) worried in September 2017 in each country

Aug 2017

WORLD		 2%	=	
CHINA		 5%	▲	+2
RUSSIA		 5%	=	
SAUDI ARABIA		 4%	=	
AUSTRALIA		 3%	▲	+1
CANADA		 3%	=	
POLAND		 3%	▲	+1
US		 3%	▲	+1
ARGENTINA		 2%	=	
GREAT BRITAIN		 2%	=	
INDIA		 2%	▲	+1
PERU		 2%	=	
SWEDEN		 2%	▼	-2
TURKEY		 2%	▲	+1
BELGIUM		 1%	▼	-2
BRAZIL		 1%	=	
FRANCE		 1%	▼	-2
HUNGARY		 1%	▼	-1
ITALY		 1%	▼	-1
JAPAN		 1%	▼	-1
MEXICO		 1%	▼	-1
SERBIA		 1%	=	
SOUTH AFRICA		 1%	▼	-1
SOUTH KOREA		 1%	=	
SPAIN		 1%	▼	-1
GERMANY		*	=	
ISRAEL		*	▼	-2

Base: Representative sample of adults aged 16-64 in 26 participating countries. September 2017: 21,044; August 2017: 18,630.

Source: Global Advisor



METHODOLOGY

The survey is conducted monthly in 26 countries around the world via the Ipsos Online Panel system. The countries included are Argentina, Australia, Belgium, Brazil, Canada, China, France, Great Britain, Germany, Hungary, India, Israel, Italy, Japan, Mexico, Peru, Poland, Russia, Saudi Arabia, Serbia, South Africa, South Korea, Spain, Sweden, Turkey and the United States of America.

An international sample of 18,550 adults aged 18-64 in Canada, Israel and the US, and aged 16-64 in all other countries, were interviewed between June 23rd and July 7th 2017.

Approximately 1000+ individuals participated on a country by country basis via the Ipsos Online Panel with the exception of Argentina, Belgium, Hungary, India, Israel, Mexico, Peru, Poland, Russia, Saudi Arabia, South Africa, South Korea, Sweden and Turkey, where each have a sample of approximately 500+.

Weighting has been employed to balance demographics and ensure that the sample's composition reflects that of the adult population according to the most recent country census data.

A survey with an unweighted probability sample of this size would have an estimated margin of error of +/- 3.1 percentage points for a sample of 1,000 and an estimated margin of error of +/- 4.5 percentage points for a 500 sample 19 times out of 20.

FOR MORE INFORMATION

Mohammed Minawi

Regional Senior Director

✉ mohammed.minawi@ipsos.com