

PUBLIC PERSPECTIVES



OPINIONS ON INFRASTRUCTURE

September 2017



GENERAL THEMES FROM THE DATA ARE...

Canadians are split in their satisfaction with the country's infrastructure overall and whether we are doing enough; infrastructure is seen as key to future growth

On specific types of infrastructure, airports, water/sewer, high speed rated positively, local roads, flood defenses, nuclear less so among Canadians

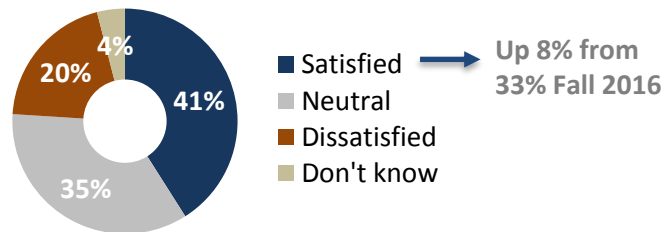
No dominant preference for rationale to justify infrastructure investment; quality and environment highest

All regions question whether they get their fair share of infrastructure investment; Prairies and Atlantic most skeptical

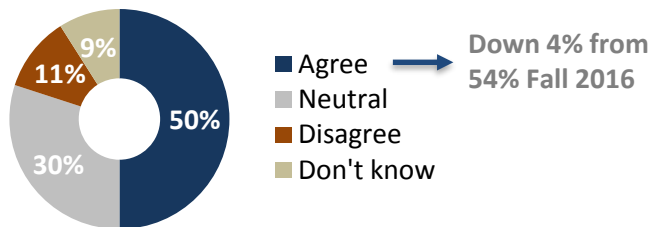
No dominant preference for types of infrastructure to invest in; local and major roads, water and energy highest

Canadians are split in their satisfaction with the country's infrastructure overall and whether we are doing enough; infrastructure is seen as key to future growth

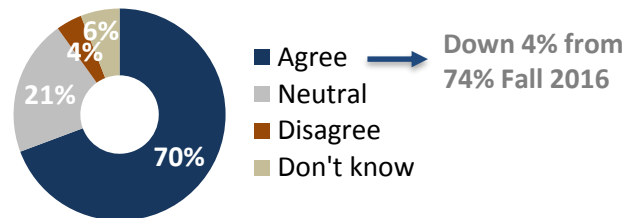
Overall, how satisfied or dissatisfied are you with [COUNTRY'S] national infrastructure?
By infrastructure I mean things we rely on like road, rail and air networks, utilities such as energy and water, and broadband and other communications.



As a country we are not doing enough to meet our infrastructure needs



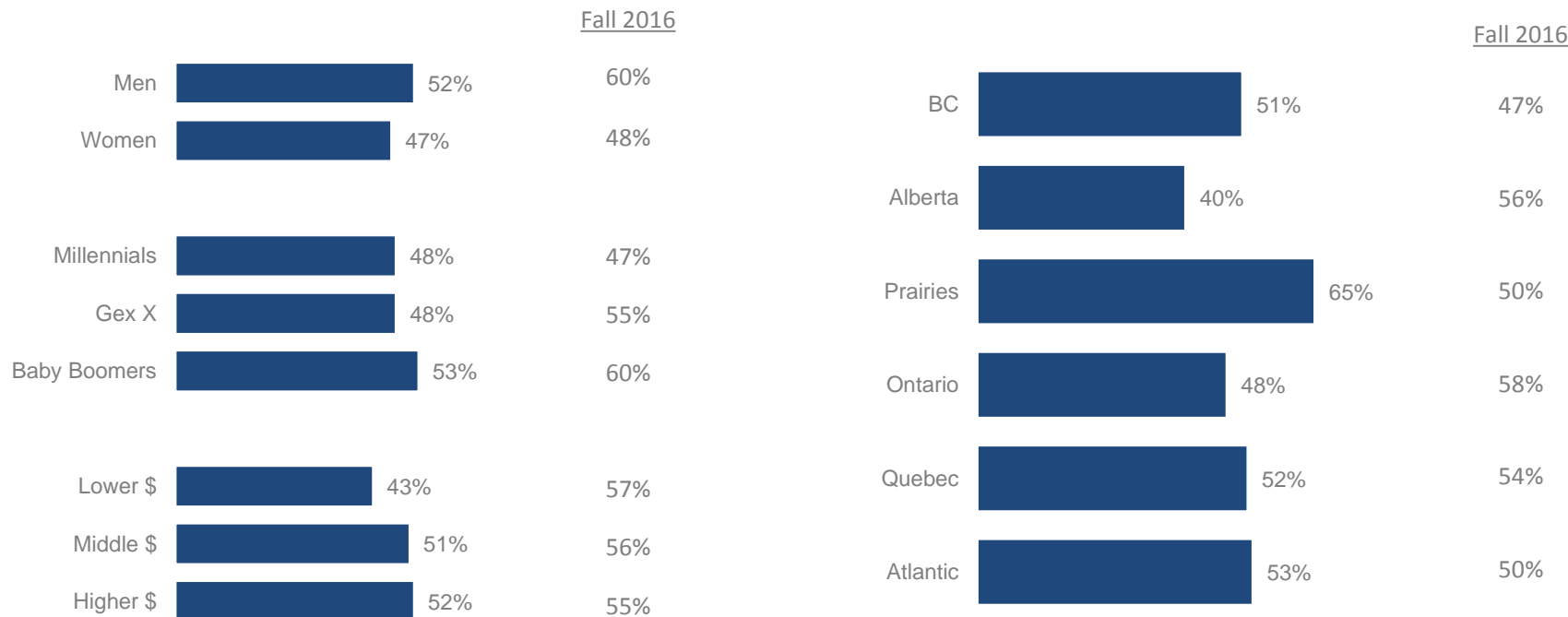
Investing in infrastructure is vital to [COUNTRY]'s future economic growth



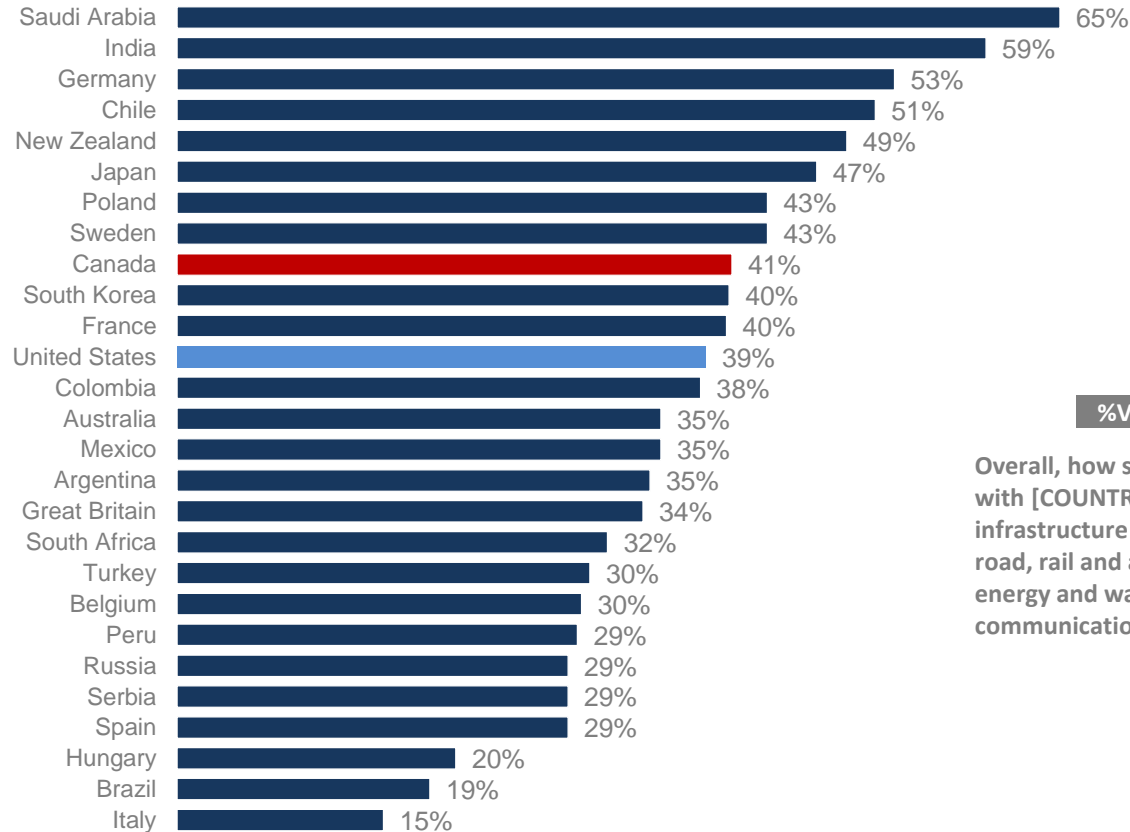
Men, Boomers, higher income somewhat more skeptical that Canada is doing enough re infrastructure; Prairies significantly more skeptical

As a country we are not doing enough to meet our infrastructure needs”

%Strongly/Tend to Agree



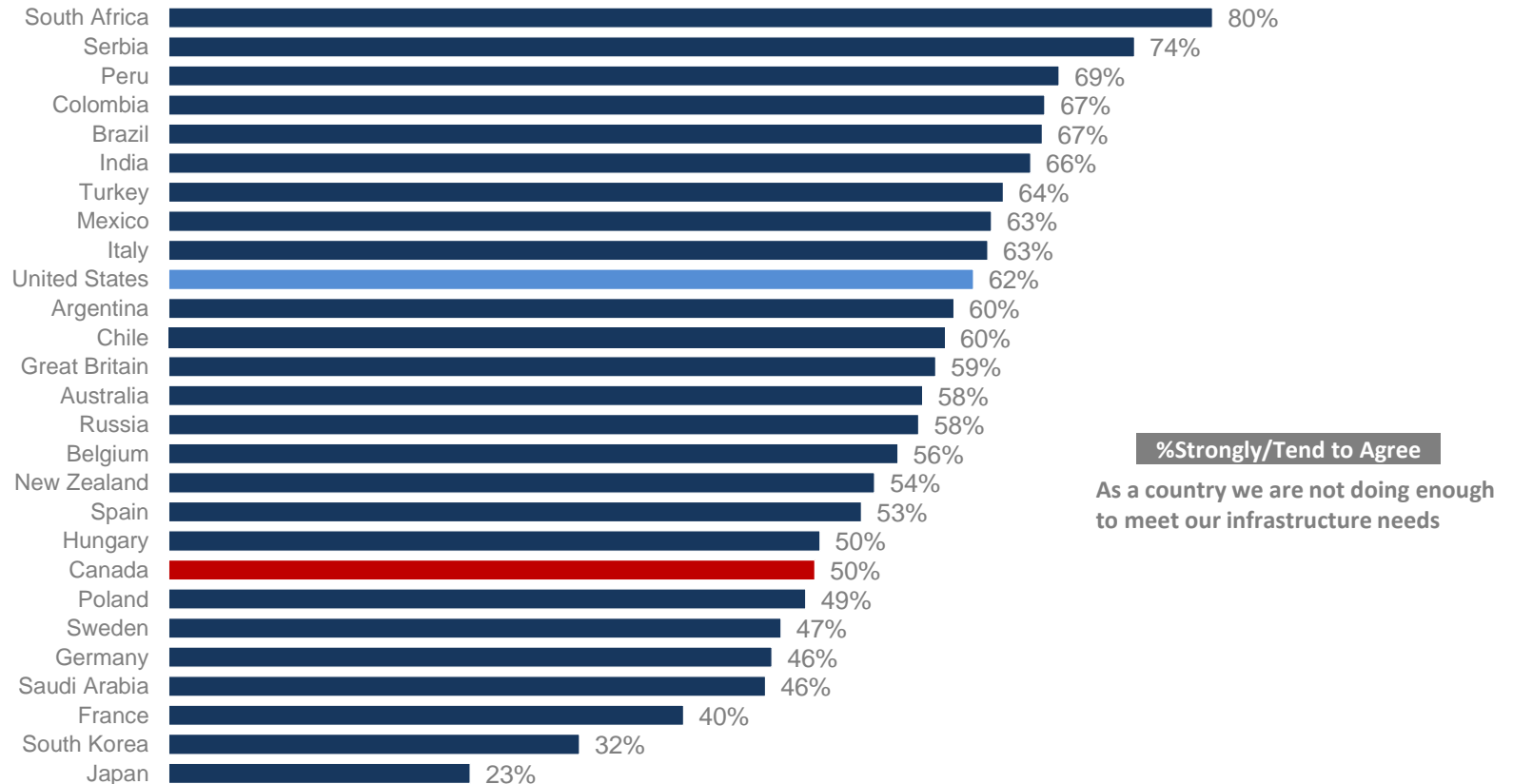
Canada in middle of countries re satisfaction with infrastructure; few countries majority satisfied



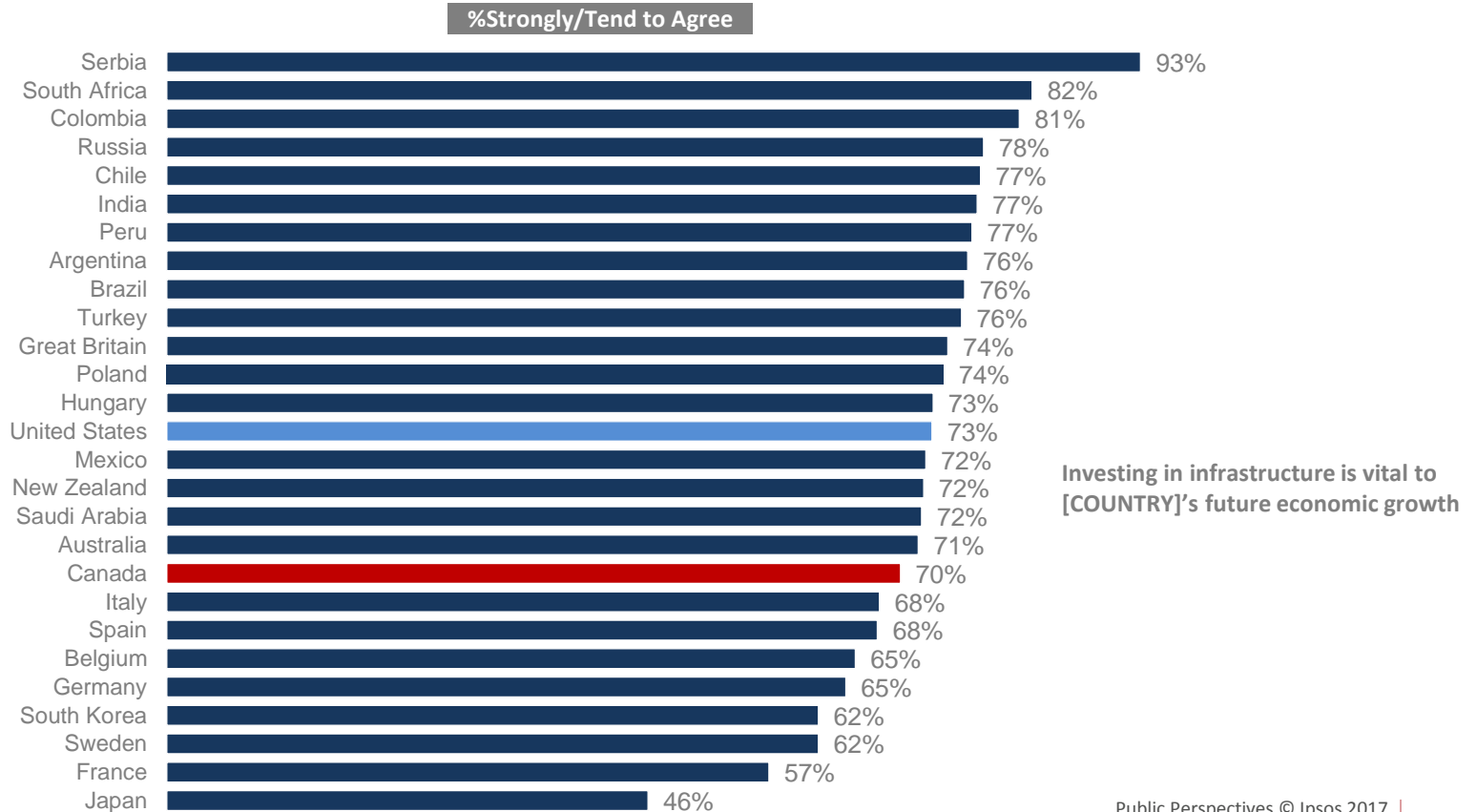
%Very/Fairly Satisfied

Overall, how satisfied or dissatisfied are you with [COUNTRY'S] national infrastructure? By infrastructure I mean things we rely on like road, rail and air networks, utilities such as energy and water, and broadband and other communications.

Canada among countries least likely to question amount being done re infrastructure



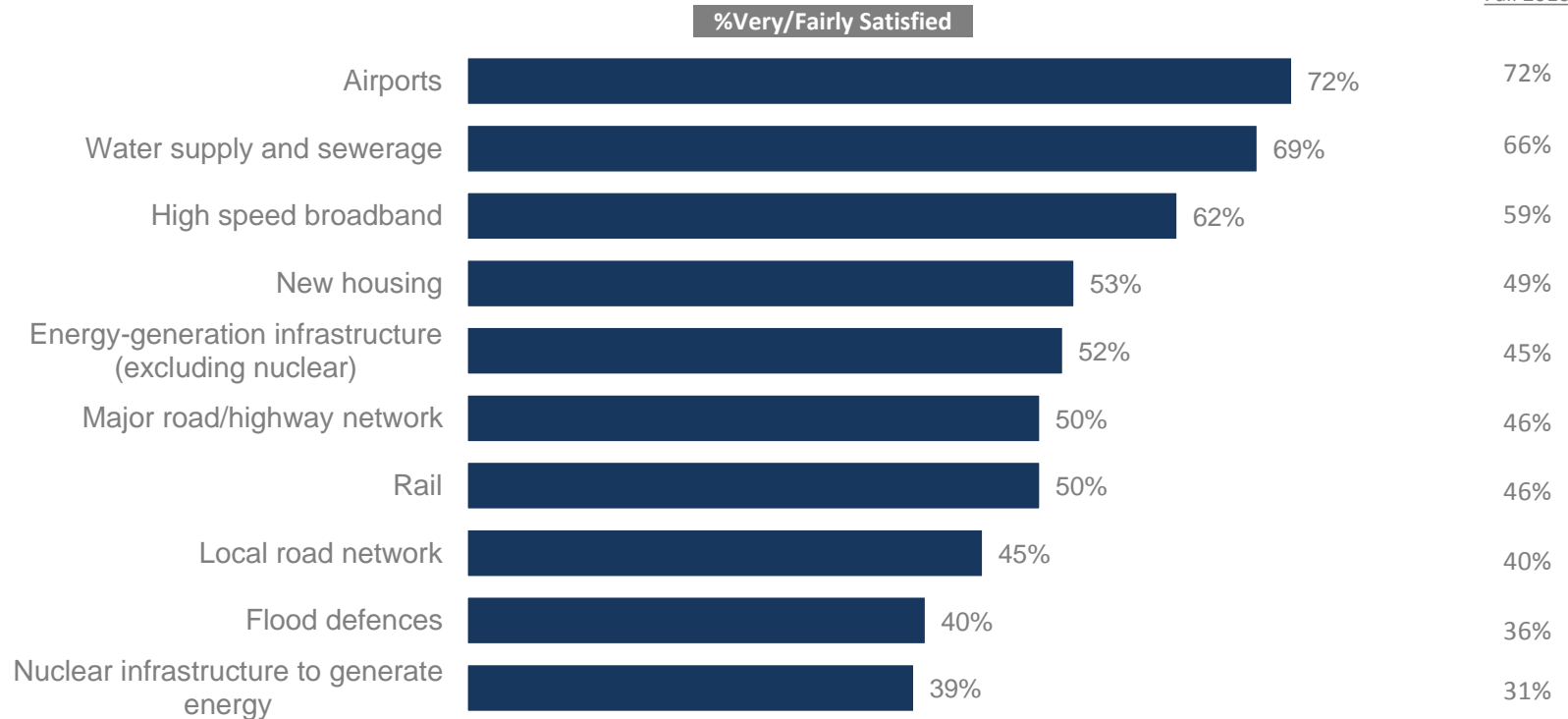
Canada in middle of countries in believing that investment in infrastructure is key to future growth



On specific types of infrastructure, airports, water/sewer, high speed rated positively, local roads, flood defenses, nuclear less so among Canadians

These next questions are about different types of infrastructure. Please indicate how good or poor you rate the current quality of each one in your country.

Fall 2016



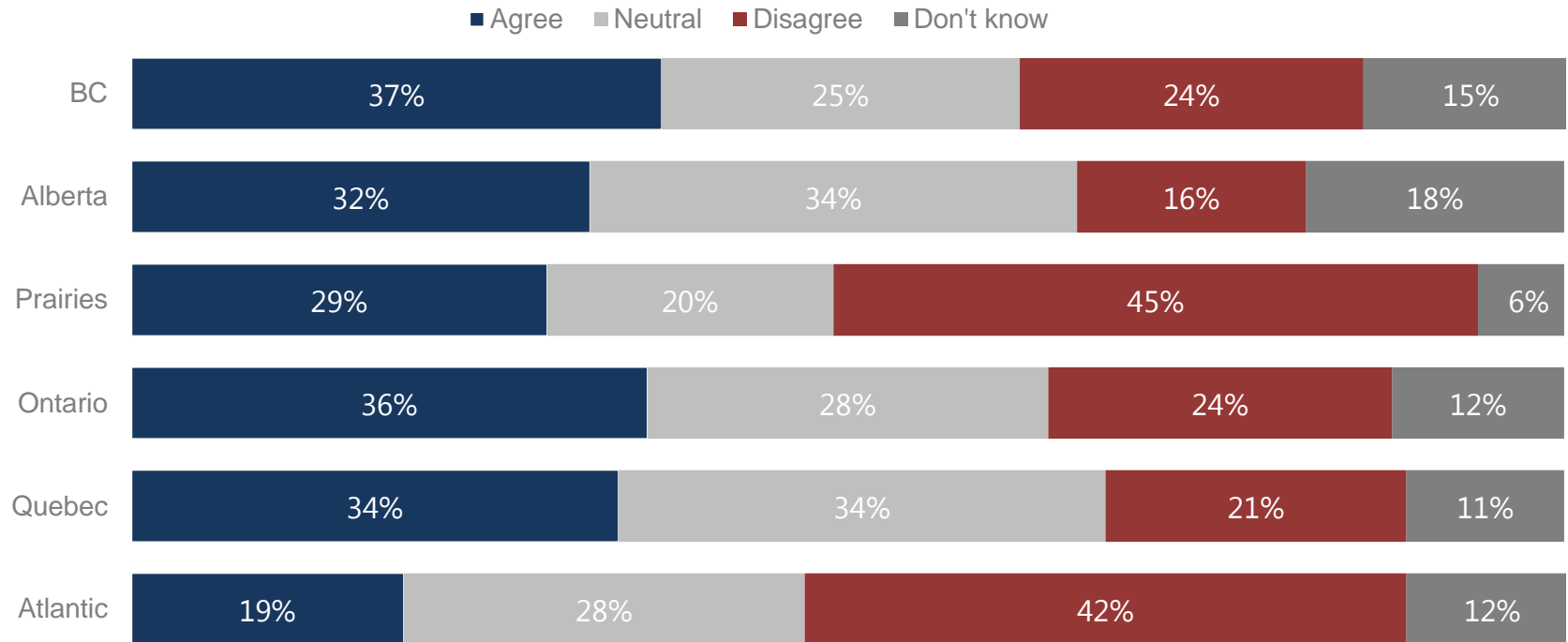
Some provincial/regional variations in rating quality of specific infrastructure

These next questions are about different types of infrastructure. Please indicate how good or poor you rate the current quality of each one in your country.

	%Very/Fairly Good					
	BC	Alberta	Prairies	Ontario	Quebec	Atlantic
Airports	75%	76%	74%	71%	69%	78%
Water supply and sewerage	69%	69%	68%	74%	64%	66%
High speed broadband	66%	54%	64%	63%	61%	65%
New housing	42%	63%	69%	51%	55%	48%
Energy-generation infrastructure (excluding nuclear)	51%	49%	50%	54%	56%	43%
Major road/highway network	55%	64%	50%	53%	35%	54%
Rail	42%	50%	50%	58%	47%	34%
Local road network	56%	55%	42%	52%	26%	36%
Flood defenses	42%	39%	57%	40%	34%	39%
Nuclear infrastructure to generate energy	34%	29%	37%	50%	29%	41%

All regions question whether they get their fair share of infrastructure investment; Prairies and Atlantic most skeptical

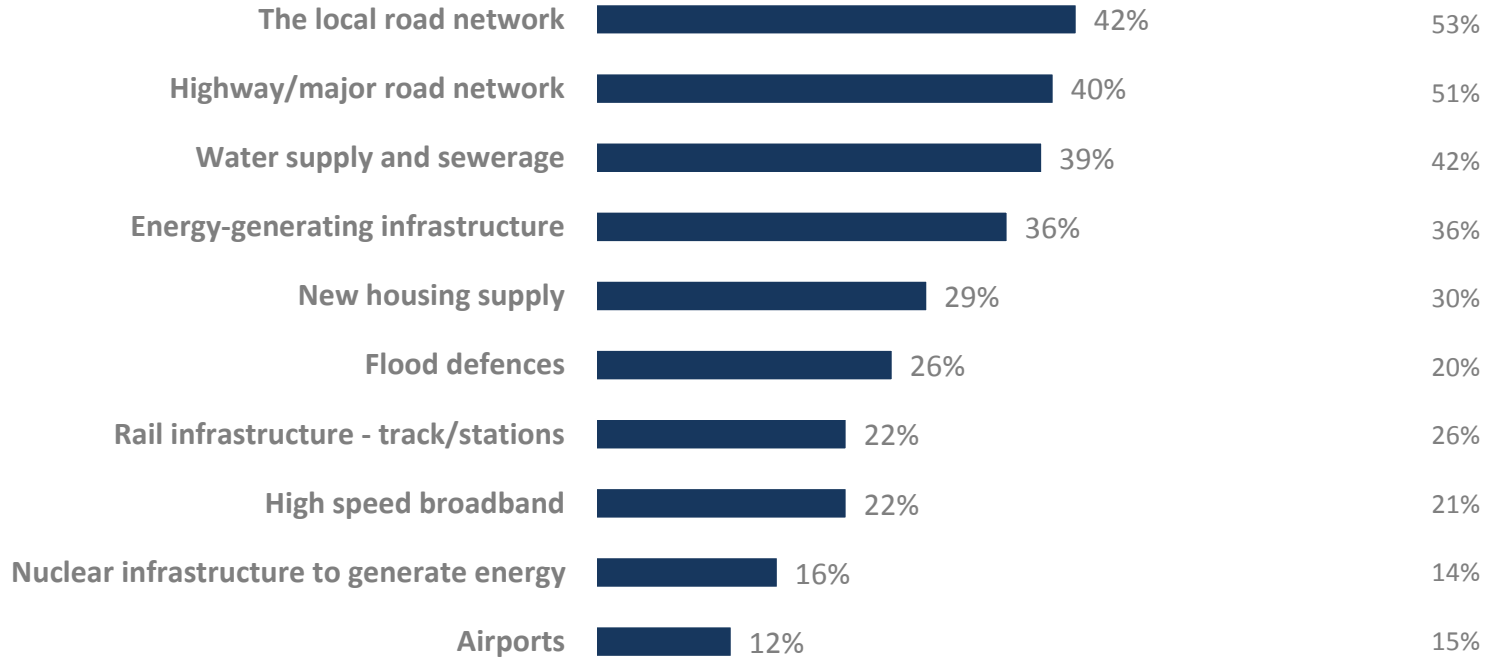
My local area gets its fair share of [COUNTRY]'s investment in infrastructure



No dominant preference for types of infrastructure to invest in; local and major roads, water and energy highest

Which of these types of infrastructure, if any, do you think should be made a priority for investment for...[COUNTRY]?

Fall 2016



No dominant preference for rationale to justify infrastructure investment; quality and environment highest

Which of the following factors do you think are the most important for...
[COUNTRY] to consider when putting together plans for infrastructure in the future?

Percent ranking as most important...

- 20%** Quality: making sure that infrastructure is as good as it possibly can be (e.g. in terms of speed or convenience of services)
- 19%** Environment: the impact our infrastructure has on our environment
- 16%** Resilience: how well our infrastructure stands up to challenges today and in the future (e.g. population increases and climate change)
- 15%** Investment: paying for the costs of improving and building new infrastructure now, to avoid having to pay more later
- 10%** Legacy: the infrastructure that we pass on to future generations
- 7%** Disruption: the amount of disruption we have to deal with (e.g. roadworks, disruptions to water supply) while infrastructure is built or improved

DATA FOR THIS REPORT WERE GENERATED FROM IPSOS' GLOBAL ADVISOR

SURVEY METHOD	COUNTRIES	SAMPLE	WEIGHTING
<p>The surveys were conducted monthly in 25 countries around the world via the Ipsos Online Panel system. Data are normally collected in the 2nd and 3rd weeks of each month.</p>	<p>15 of the 25 countries surveyed online provide nationally representative samples: Argentina, Australia, Belgium, Canada, France, Germany, Great Britain, Hungary, Italy, Japan, Poland, South Korea, Spain, Sweden, and the United States. Online samples in Brazil, China, India, Israel, Mexico, Peru, Russia, Saudi Arabia, South Africa and Turkey are more urban/educated/higher income than their fellow citizens and are referred to as “Upper Deck Consumer Citizens.”</p>	<p>The normal sample each wave consists of an international sample of approximately 19,000 adults age 18-64 in the US and Canada, and age 16-64 in all other countries. Approximately 1000+ individuals participate on a country by country basis via the Ipsos Online Panel with the exception of Argentina, Belgium, Hungary, India, Israel, Mexico, Peru, Poland, Russia, Saudi Arabia, South Africa, South Korea, Sweden and Turkey, where each have a sample approximately 500+.</p>	<p>Weighting is employed to balance demographics to ensure that the sample's composition reflects that of the adult population according to the most recent country Census data. A survey with an unweighted probability sample and a 100% response rate would have an estimated margin of error of +/-3.1 percentage points for a sample of 1,000 and an estimated margin of error of +/- 4.5 percentage points 19 times out of 20 per country for a sample of 500 of what the results would have been had the entire population of adults in that country had been polled. All sample surveys and polls may be subject to other sources of error, including, but not limited to coverage error, and measurement error.</p>

CONTACTS

[Click here for more issues of Public Perspectives.](#) Did you receive this issue from Ipsos? If not, please [contact us](#) to be added to the distribution list.

© 2017 Ipsos Reid. All rights reserved. Contains Ipsos' confidential, trade secret and proprietary information.

The contents of this document constitute the sole and exclusive property of Ipsos Reid ("Ipsos") and may not be used in any manner without the prior written consent of Ipsos. Ipsos retains all right, title and interest in or to any of Ipsos' trademarks, technologies, norms, models, proprietary methodologies and analyses, including, without limitation, algorithms, techniques, databases, computer programs and software, used, created or developed by Ipsos in connection with Ipsos' preparation of this proposal. No license under any copyright is hereby granted or implied. The contents of this document are confidential, proprietary and are strictly for the review and consideration of the addressee and its officers, directors and employees solely for the purpose of information. No other use is permitted, and the contents of this document (in whole or part) may not be disclosed to any third party, in any manner whatsoever, without the prior written consent of Ipsos.



Mike Colledge
President, Canadian Public Affairs

✉ mike.colledge@ipsos.com

📞 613.688.8971

@MikeDColledge



Sean Simpson
Vice President, Public Affairs

✉ sean.simpson@ipsos.com

📞 416.324.2002