

June 27, 2018

POTUS RADIO

Clifford Young

President, Ipsos Public Affairs

POTUS Radio

CORE POLITICAL

IPSOS POLL CONDUCTED FOR REUTERS

Core Political Data

These are findings from an Ipsos poll conducted

for



REUTERS

date

June 15-19, 2018



For the survey,

a sample of

1,902

Americans

including

1,604

Registered voters

722

Democrats

629

Republicans

184

Independents

ages


18+

were interviewed online

Core Political Data

The precision of the Reuters/Ipsos online polls is measured using a credibility interval.

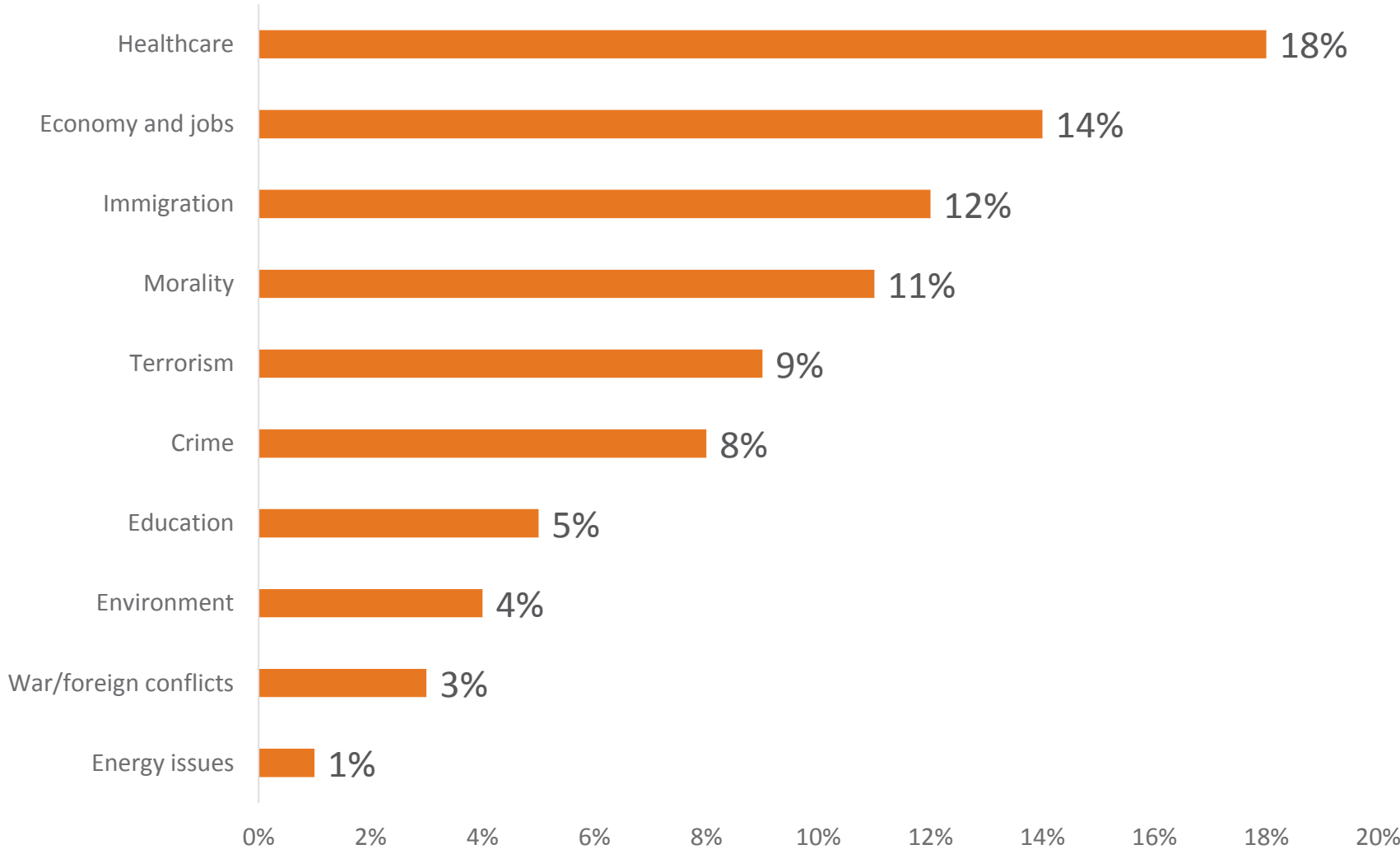
In this case, the poll has a credibility interval of plus or minus the following percentage points



For more information about credibility intervals, please see the appendix.

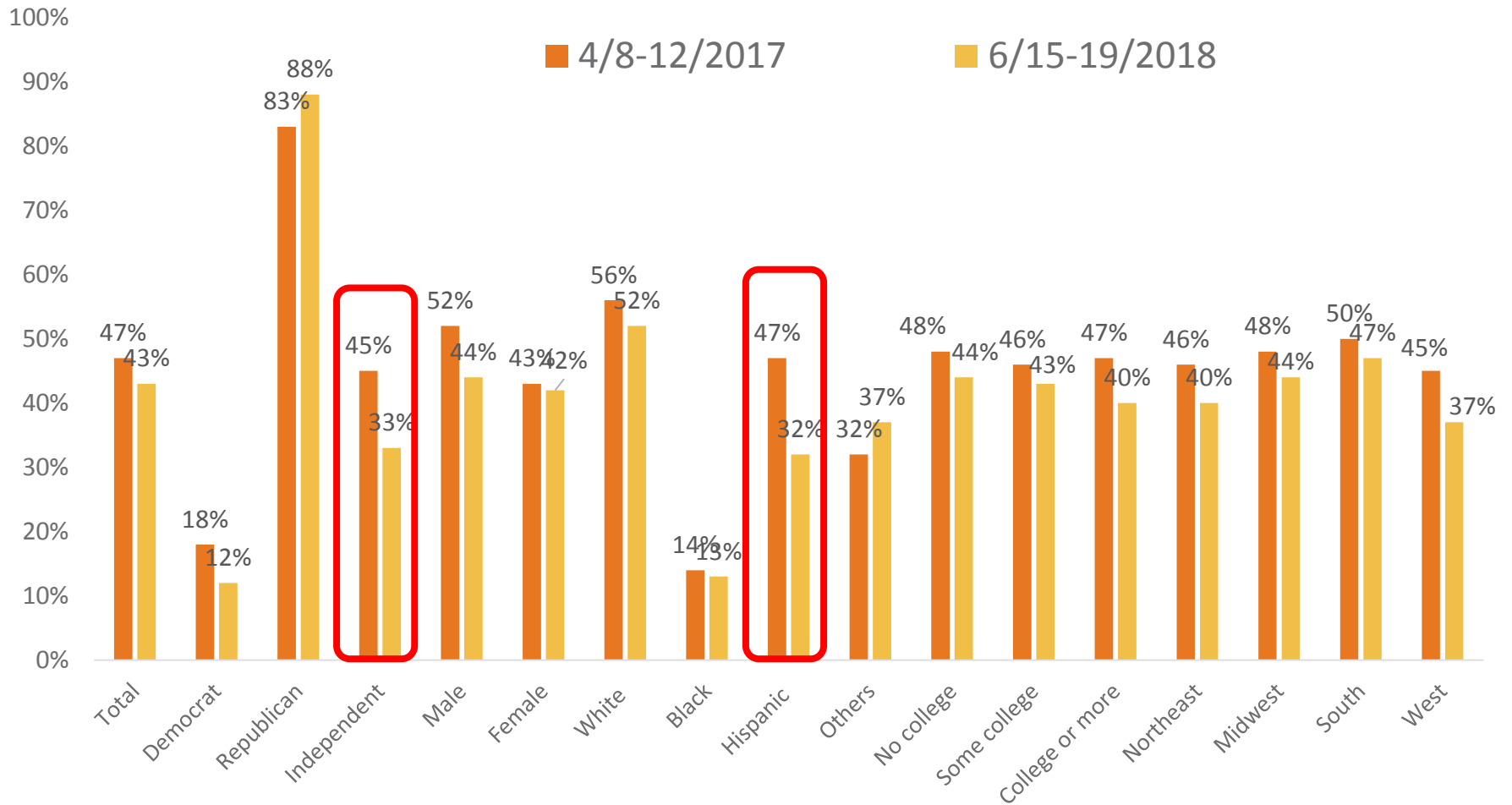
Main Problems

In your opinion, what is the most important problem facing the US today?



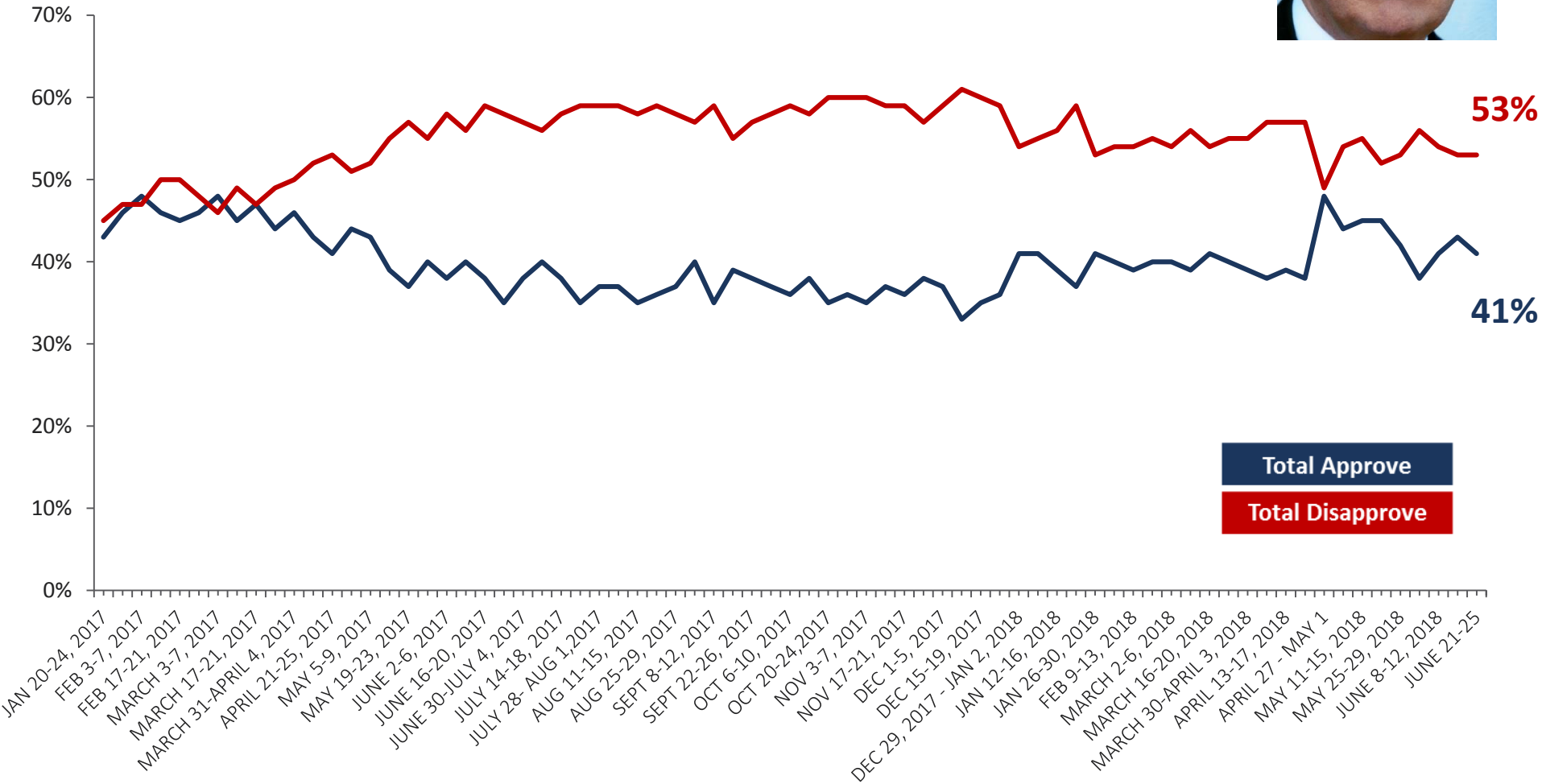
Approval by Demographic

Overall, do you approve or disapprove about the way Donald Trump is handling his job as President? *Approve*



ALL ADULT AMERICANS

Weekly Approval



ALL ADULT AMERICANS

Approval Attributes



Do you approve or disapprove about the way Donald Trump is handling the following issues?

	Strongly approve	Somewhat approve	Lean towards approve	Lean towards disapprove	Somewhat disapprove	Strongly disapprove	Don't know	TOTAL APPROVE	TOTAL DISAPPROVE
The US economy	25%	13%	11%	8%	7%	26%	9%	49%	42%
US foreign policy	21%	12%	10%	9%	6%	34%	9%	43%	48%
Healthcare reform	16%	13%	10%	8%	8%	36%	9%	39%	52%
Employment and jobs	26%	13%	13%	8%	8%	23%	9%	52%	39%
Dealing with Congress	17%	15%	9%	10%	8%	31%	10%	41%	49%
Dealing with ISIS / ISIL	24%	12%	11%	8%	7%	26%	12%	48%	40%
International trade	19%	12%	10%	8%	7%	33%	11%	41%	48%
Taxation	20%	11%	11%	9%	7%	31%	10%	42%	48%
Corruption	17%	11%	9%	8%	7%	35%	12%	38%	51%
The environment	15%	12%	10%	9%	7%	35%	11%	37%	52%
Immigration	23%	12%	7%	6%	6%	38%	7%	42%	50%
The way he treats people like me	19%	11%	9%	8%	6%	39%	10%	38%	52%
The effort he is making to unify the country	20%	12%	10%	8%	6%	36%	8%	42%	50%
Russia	16%	12%	11%	8%	7%	35%	11%	39%	51%

2018 Generic Congressional Ballot Question

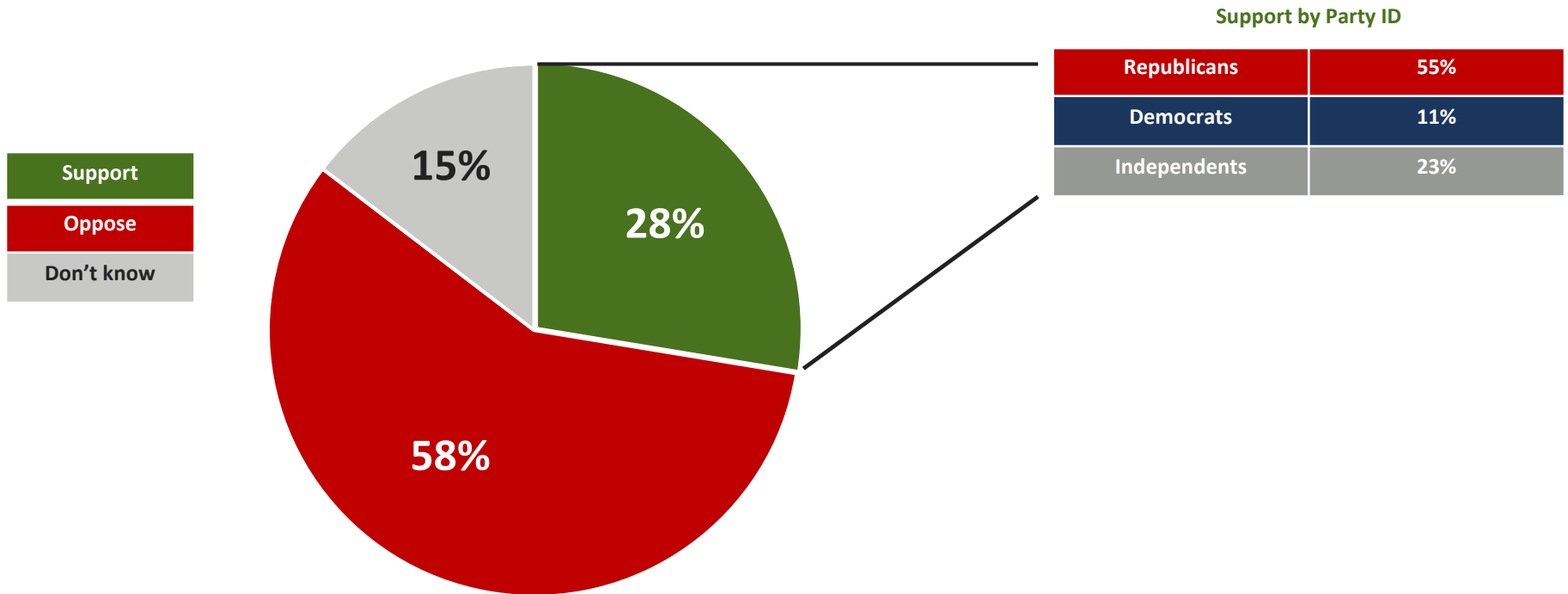
Thinking about the elections in 2018, if the election for U.S. Congress were held today, would you vote for the Democratic candidate or the Republican candidate in your district where you live?

	All Adults	Registered Voters	Registered Voters: Democrat	Registered Voters: Republican	Registered Voters: Independent
Democratic candidate	38%	42%	83%	4%	25%
Republican candidate	32%	36%	2%	83%	18%
Candidate from another political party	4%	4%	2%	2%	18%
Will not/do not plan to vote	12%	4%	3%	3%	9%
Don't know / Refused	14%	14%	10%	8%	30%

POTUS Radio

SUPPORT FOR FAMILY SEPARATION

Support of Separating Families at the Border



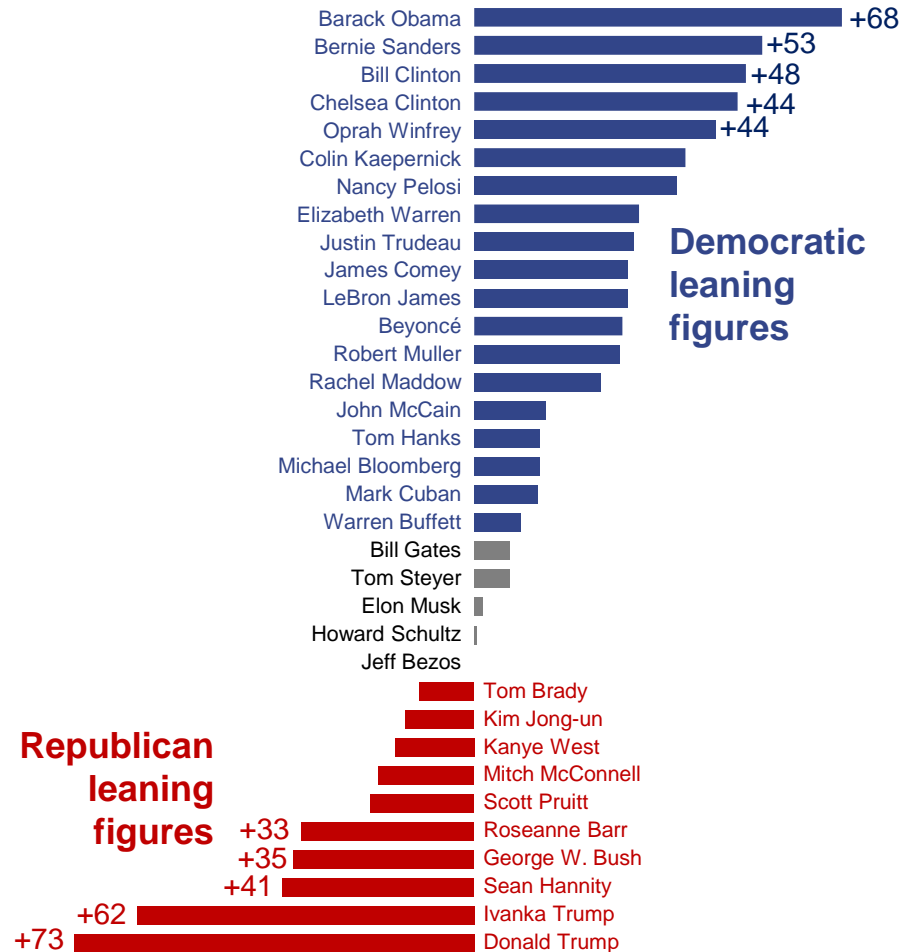
POTUS Radio

TRIBAL CUES – PUBLIC FIGURES

The most unifying figures are the most successful entrepreneurs embodying the “American Dream”

Tribal Identification with Public Figures

Ipsos poll conducted for Daily Beast among 1,004 U.S. adults aged 18+, June 2018. Data point represents the net favorability of each item among Democrats minus the net favorability among Republicans.





Clifford Young

President, Ipsos US Public Affairs

✉ Clifford.Young@ipsos.com

📞 +1 312.375.3328

Cliff Young is President of Ipsos Public Affairs in the United States and also leads Ipsos' global election and polling risk practice. He is a polling expert with specialties in social and public opinion trends, crisis management, corporate and institution reputation and elections. Cliff is a contributor to POTUS Radio and has served as an expert commentator on Fox News and NPR, among others. Cliff is also an adjunct professor at Johns Hopkins SAIS and an instructor at both Columbia University SIPA and University of São Paulo where he teaches courses on public opinion and election forecasting.

(MORE BIO INFO: <http://spotlight.ipsosna.com/index.php/author/clifford-young/>)