



# IPSOS ISSUES MONITOR SEPTEMBER 2020

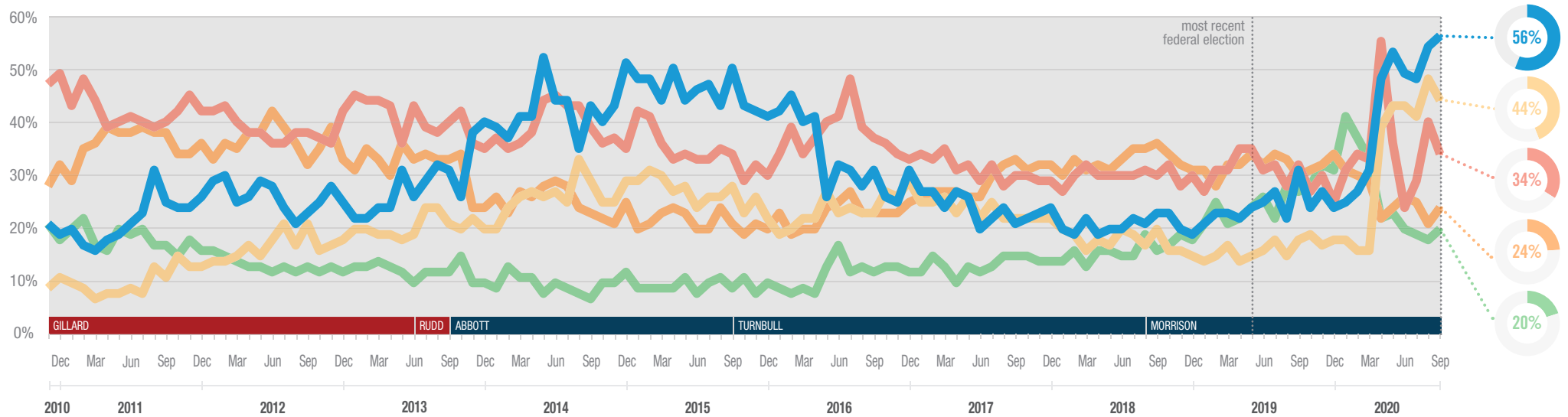
## The top issues facing Australia

Mark Davis  
Managing Director ANZ  
mark.davis@ipsos.com  
(03) 9946 0826

Lucy Brown  
Senior Research Manager  
lucy.brown@ipsos.com  
(03) 9946 0888

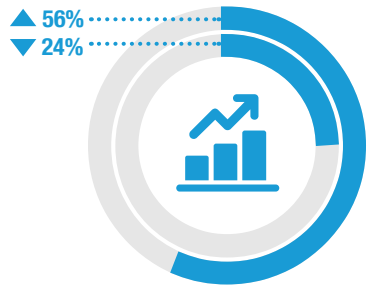


Each month we ask 1,000 Australians to select the three most important issues facing the nation. The top five issues facing Australia in September 2020 are shown below. A summary of all issues facing Australia can be found overleaf. If you would like to know more about the Ipsos Issues Monitor, or Ipsos Public Affairs, please contact Mark Davis.

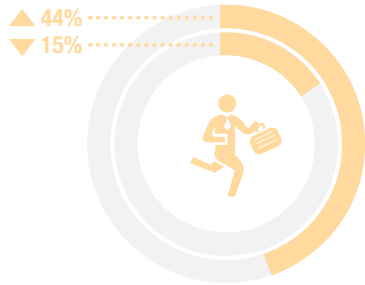


### The Economy

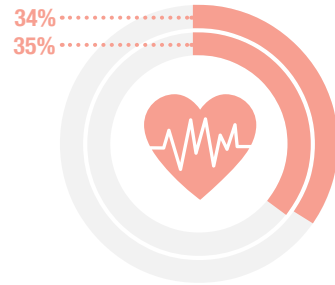
SEP 20  
MAY 19



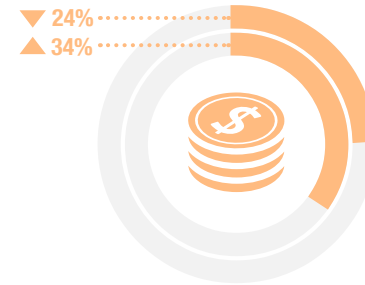
### Unemployment



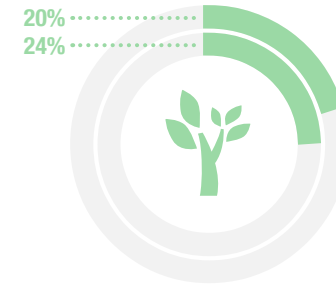
### Healthcare



### Cost of Living

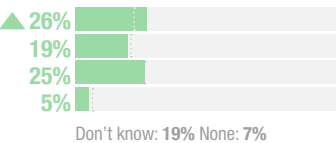
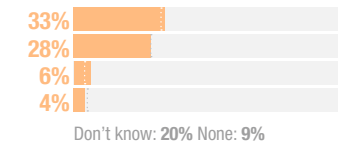
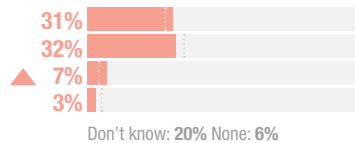
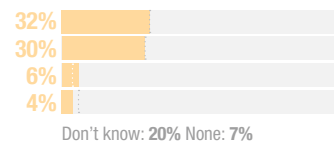
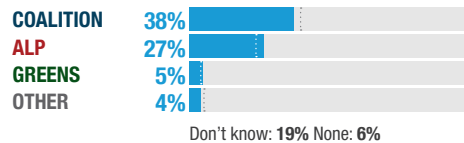


### Environment



▲ ▼  
significant difference compared to May 19

### Party most capable to manage the top issues facing Australia



▲ ▼  
significant difference compared to May 19



# IPSOS ISSUES MONITOR SEPTEMBER 2020

## The top issues facing Australia

Mark Davis  
 Managing Director ANZ  
 ✉ mark.davis@ipsos.com  
 ☎ (03) 9946 0826

Lucy Brown  
 Senior Research Manager  
 ✉ lucy.brown@ipsos.com  
 ☎ (03) 9946 0888



	2010	2011	2012	2013	2014	2015	2016	2017	2018	2019	JAN 2020	FEB 2020	MAR 2020	APR 2020	MAY 2020	JUN 2020	JUL 2020	AUG 2020	SEP 2020
<b>The Economy</b>	20%	22%	26%	29%	42%	45%	33%	24%	21%	24%	25%	27%	31%	48%	53%	49%	48%	54%	56%
<b>Unemployment</b>	10%	10%	17%	21%	26%	26%	24%	23%	18%	16%	18%	16%	16%	39%	43%	43%	41%	48%	44%
<b>Healthcare</b>	48%	42%	39%	41%	39%	34%	38%	31%	30%	30%	31%	34%	33%	55%	36%	24%	29%	40%	34%
<b>Cost of Living</b>	30%	36%	36%	32%	25%	21%	23%	29%	33%	32%	31%	30%	29%	22%	24%	26%	25%	21%	24%
<b>Environment</b>	20%	18%	13%	12%	10%	10%	12%	13%	16%	26%	41%	37%	33%	22%	23%	20%	19%	18%	20%
<b>Crime</b>	26%	28%	28%	30%	24%	22%	25%	27%	27%	24%	21%	21%	25%	13%	15%	18%	22%	16%	19%
<b>Housing</b>	24%	21%	19%	18%	15%	18%	20%	27%	24%	20%	18%	20%	18%	13%	15%	17%	16%	14%	16%
<b>Poverty</b>	10%	10%	10%	11%	13%	12%	13%	14%	15%	16%	13%	15%	16%	13%	14%	17%	16%	14%	14%
<b>Education</b>	15%	12%	16%	19%	20%	17%	18%	14%	13%	13%	10%	14%	13%	12%	14%	10%	10%	9%	10%
<b>Immigration</b>	19%	23%	22%	23%	20%	20%	20%	19%	21%	19%	15%	14%	17%	11%	10%	10%	12%	10%	9%
<b>Drug Abuse</b>	13%	12%	12%	12%	13%	16%	17%	16%	15%	14%	15%	14%	12%	9%	9%	12%	12%	9%	9%
<b>Personal Debt</b>	15%	13%	12%	9%	6%	5%	7%	10%	10%	10%	8%	8%	9%	12%	12%	10%	9%	9%	9%
<b>Taxation</b>	6%	7%	8%	6%	8%	10%	10%	8%	8%	7%	5%	7%	7%	6%	6%	6%	6%	4%	7%
<b>Racism</b>	6%	6%	5%	6%	7%	8%	8%	7%	5%	5%	3%	5%	4%	4%	4%	9%	9%	6%	6%
<b>Population</b>	10%	8%	7%	7%	6%	6%	6%	8%	13%	12%	14%	12%	12%	7%	7%	7%	6%	7%	5%
<b>Defence</b>	5%	4%	3%	3%	8%	16%	12%	14%	8%	7%	7%	6%	7%	4%	4%	4%	9%	5%	5%
<b>Indigenous Issues</b>	4%	3%	3%	2%	2%	2%	3%	3%	3%	4%	3%	5%	4%	3%	3%	7%	6%	6%	5%
<b>Petrol Prices</b>	9%	15%	14%	11%	8%	4%	4%	6%	11%	9%	12%	8%	8%	4%	4%	5%	3%	3%	4%
<b>Transport</b>	10%	10%	10%	9%	7%	7%	8%	8%	10%	9%	7%	9%	7%	4%	4%	5%	5%	5%	4%