



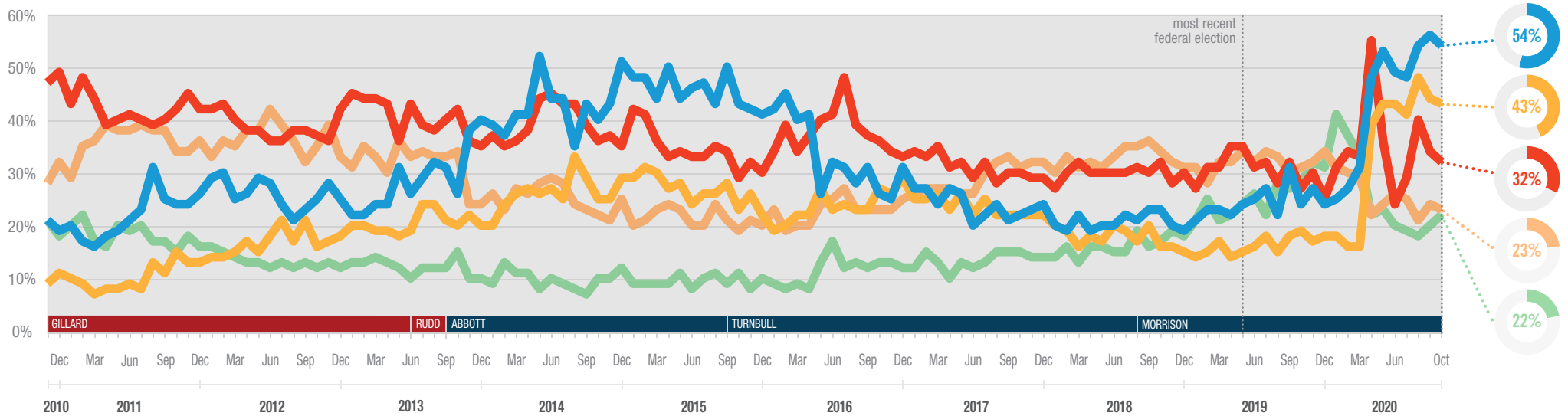
IPSOS ISSUES MONITOR OCTOBER 2020

The top issues facing Australia – concerns during COVID-19

Mark Davis
Managing Director, Public Affairs, Australia and New Zealand
✉ Mark.Davis@ipsos.com
☎ (03) 9946 0888

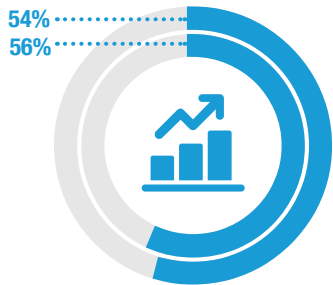


The Ipsos Issues Monitor is Australia's longest running ongoing survey of community concerns. We've checked-in with 1000 Australians' worries each and every month for more than a decade. So, what are we most concerned about amid the COVID-19 crisis, how much have our worries changed and which political party do we believe is most capable to navigate these waters?



The Economy

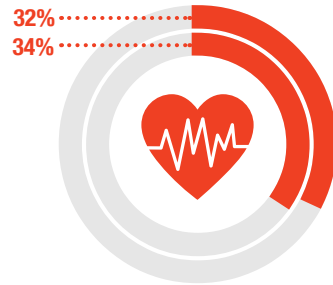
OCT 20
SEP 20



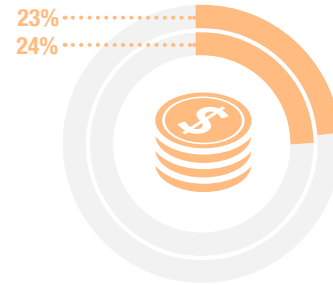
Unemployment



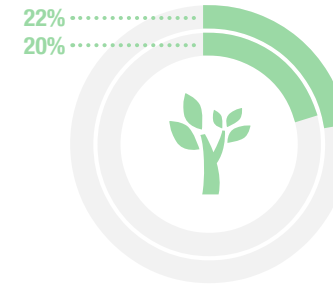
Healthcare



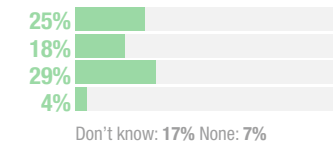
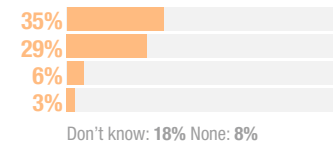
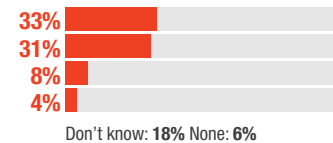
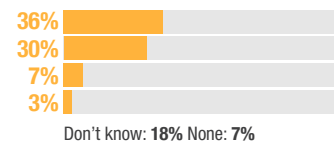
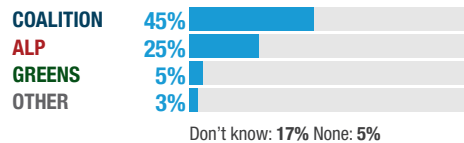
Cost of Living



Environment



Party most capable to manage the top issues facing Australia





IPSOS ISSUES MONITOR OCTOBER 2020






The top issues facing Australia – concerns during COVID-19

Mark Davis
Managing Director, Public Affairs, Australia and New Zealand

✉ Mark.Davis@ipsos.com

☎ (03) 9946 0888



	2010	2011	2012	2013	2014	2015	2016	2017	2018	2019	JAN 2020	FEB 2020	MAR 2020	APR 2020	MAY 2020	JUN 2020	JUL 2020	AUG 2020	SEP 2020	OCT 2020
 The Economy	20%	22%	26%	29%	42%	45%	33%	24%	21%	24%	25%	27%	31%	48%	53%	49%	48%	54%	56%	54%
 Unemployment	10%	10%	17%	21%	26%	26%	24%	23%	18%	16%	18%	16%	16%	39%	43%	43%	41%	48%	44%	43%
 Healthcare	48%	42%	39%	41%	39%	34%	38%	31%	30%	30%	31%	34%	33%	55%	36%	24%	29%	40%	34%	32%
 Cost of Living	30%	36%	36%	32%	25%	21%	23%	29%	33%	32%	31%	30%	29%	22%	24%	26%	25%	21%	24%	23%
 Environment	20%	18%	13%	12%	10%	10%	12%	13%	16%	26%	41%	37%	33%	22%	23%	20%	19%	18%	20%	22%
Crime	26%	28%	28%	30%	24%	22%	25%	27%	27%	24%	21%	21%	25%	13%	15%	18%	22%	16%	19%	18%
Poverty	10%	10%	10%	11%	13%	12%	13%	14%	15%	16%	13%	15%	16%	13%	14%	17%	16%	14%	14%	17%
Housing	24%	21%	19%	18%	15%	18%	20%	27%	24%	20%	18%	20%	18%	13%	15%	17%	16%	14%	16%	16%
Education	15%	12%	16%	19%	20%	17%	18%	14%	13%	13%	10%	14%	13%	12%	14%	10%	10%	9%	10%	13%
Personal Debt	15%	13%	12%	9%	6%	5%	7%	10%	10%	10%	8%	8%	9%	12%	12%	10%	9%	9%	9%	10%
Drug Abuse	13%	12%	12%	12%	13%	16%	17%	16%	15%	14%	15%	14%	12%	9%	9%	12%	12%	9%	9%	9%
Immigration	19%	23%	22%	23%	20%	20%	20%	19%	21%	19%	15%	14%	17%	11%	10%	10%	12%	10%	9%	8%
Population	10%	8%	7%	7%	6%	6%	6%	8%	13%	12%	14%	12%	12%	7%	7%	7%	6%	7%	5%	7%
Taxation	6%	7%	8%	6%	8%	10%	10%	8%	8%	7%	5%	7%	7%	6%	6%	6%	6%	4%	7%	7%
Transport	10%	10%	10%	9%	7%	7%	8%	8%	10%	9%	7%	9%	7%	4%	4%	5%	5%	5%	4%	6%
Racism	6%	6%	5%	6%	7%	8%	8%	7%	5%	5%	3%	5%	4%	4%	4%	9%	9%	6%	6%	5%
Defence	5%	4%	3%	3%	8%	16%	12%	14%	8%	7%	7%	6%	7%	4%	4%	4%	9%	5%	5%	5%
Indigenous Issues	4%	3%	3%	2%	2%	2%	3%	3%	3%	4%	3%	5%	4%	3%	3%	7%	6%	6%	5%	4%
Petrol Prices	9%	15%	14%	11%	8%	4%	4%	6%	11%	9%	12%	8%	8%	4%	4%	5%	3%	3%	4%	3%

The precision of Ipsos online polls are calculated using a credibility interval with a poll of 1,000 accurate to +/- 3.5 percentage points.

For more information on the Ipsos use of credibility intervals, please visit the Ipsos website: https://www.ipsos.com/sites/default/files/2017-03/ipsosPA_CredibilityIntervals.pdf.