



# IPSOS ISSUES MONITOR SEPTEMBER 2020

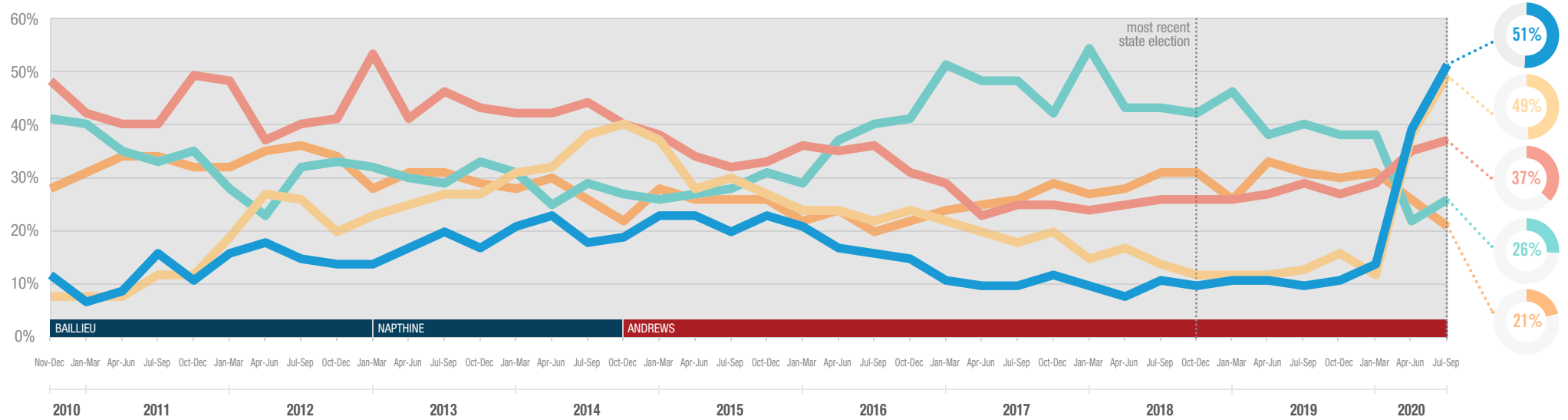
## The top issues facing Victoria

Mark Davis  
Managing Director ANZ  
mark.davis@ipsos.com  
(03) 9946 0826

Lucy Brown  
Senior Research Manager  
lucy.brown@ipsos.com  
(03) 9946 0888



Each quarter we ask 800 Victorians to select the three most important issues facing their state. The top five issues facing Victoria between July and September 2020 are shown below. A summary of all issues facing Victoria can be found overleaf. If you would like to know more about the Ipsos Issues Monitor, or Ipsos Public Affairs in Victoria, please contact Mark Davis.



### The Economy

JUL-SEP 20 ▲ 51%  
OCT-DEC 18 ▼ 10%




### Unemployment

▲ 49%  
▼ 12%



### Healthcare

▲ 37%  
▼ 26%



### Crime

▼ 26%  
▲ 42%



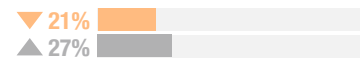
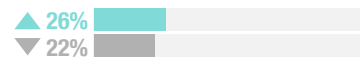
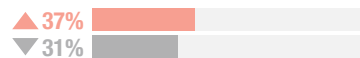
### Cost of Living

▼ 21%  
▲ 31%



▲▼ significant difference compared with most recent state election

▲▼ significant difference compared with the rest of Australia





# IPSOS ISSUES MONITOR SEPTEMBER 2020

## The top issues facing Victoria

Mark Davis  
 Managing Director ANZ  
 ✉ mark.davis@ipsos.com  
 ☎ (03) 9946 0826

Lucy Brown  
 Senior Research Manager  
 ✉ lucy.brown@ipsos.com  
 ☎ (03) 9946 0888



	2010	2011	2012	2013	2014	2015	2016	2017	2018	2019	JAN-MAR 2020	APR-JUN 2020	JUL-SEP 2020
<b>The Economy</b>	12%	11%	16%	17%	20%	22%	17%	11%	10%	11%	14%	39%	51%
<b>Unemployment</b>	8%	10%	23%	25%	35%	31%	24%	20%	15%	13%	12%	38%	49%
<b>Healthcare</b>	48%	43%	42%	46%	42%	34%	34%	25%	25%	27%	29%	35%	37%
<b>Crime</b>	41%	36%	29%	31%	28%	28%	36%	47%	46%	40%	38%	22%	26%
<b>Cost of Living</b>	28%	33%	34%	30%	27%	26%	22%	26%	29%	30%	31%	26%	21%
<b>Housing</b>	28%	31%	24%	22%	20%	24%	26%	33%	30%	28%	27%	19%	20%
<b>Environment</b>	17%	13%	8%	9%	8%	9%	9%	9%	12%	18%	28%	19%	14%
<b>Poverty</b>	7%	8%	7%	7%	9%	10%	12%	13%	14%	15%	13%	13%	12%
<b>Transport</b>	31%	32%	30%	28%	28%	28%	28%	23%	22%	25%	24%	15%	10%
<b>Drug Abuse</b>	15%	13%	13%	14%	17%	23%	23%	24%	19%	18%	18%	13%	10%
<b>Education</b>	16%	13%	21%	21%	20%	18%	17%	13%	12%	12%	11%	13%	10%
<b>Personal Debt</b>	11%	11%	10%	7%	6%	7%	7%	9%	10%	9%	8%	12%	10%
<b>Population</b>	8%	8%	7%	7%	7%	8%	9%	11%	15%	17%	17%	12%	8%
<b>Immigration</b>	6%	8%	7%	8%	7%	8%	10%	10%	13%	10%	8%	7%	7%
<b>Racism</b>	5%	6%	4%	5%	5%	5%	7%	6%	6%	6%	4%	5%	5%
<b>Petrol Prices</b>	11%	18%	18%	16%	13%	7%	6%	7%	13%	11%	9%	3%	3%
<b>Taxation</b>	4%	5%	5%	5%	5%	7%	7%	5%	4%	5%	3%	5%	3%
<b>Indigenous Issues</b>	1%	1%	1%	1%	1%	1%	2%	2%	2%	2%	3%	3%	3%
<b>Defence</b>	2%	1%	1%	1%	2%	5%	4%	6%	4%	3%	1%	2%	2%

The precision of Ipsos online polls are calculated using a credibility interval with a poll of 750 accurate to +/- 4.1 percentage points.  
 For more information on the Ipsos use of credibility intervals, please visit the Ipsos website: [https://www.ipsos.com/sites/default/files/2017-03/IpsosPA\\_CredibilityIntervals.pdf](https://www.ipsos.com/sites/default/files/2017-03/IpsosPA_CredibilityIntervals.pdf).