



IPSOS ISSUES MONITOR DECEMBER 2020

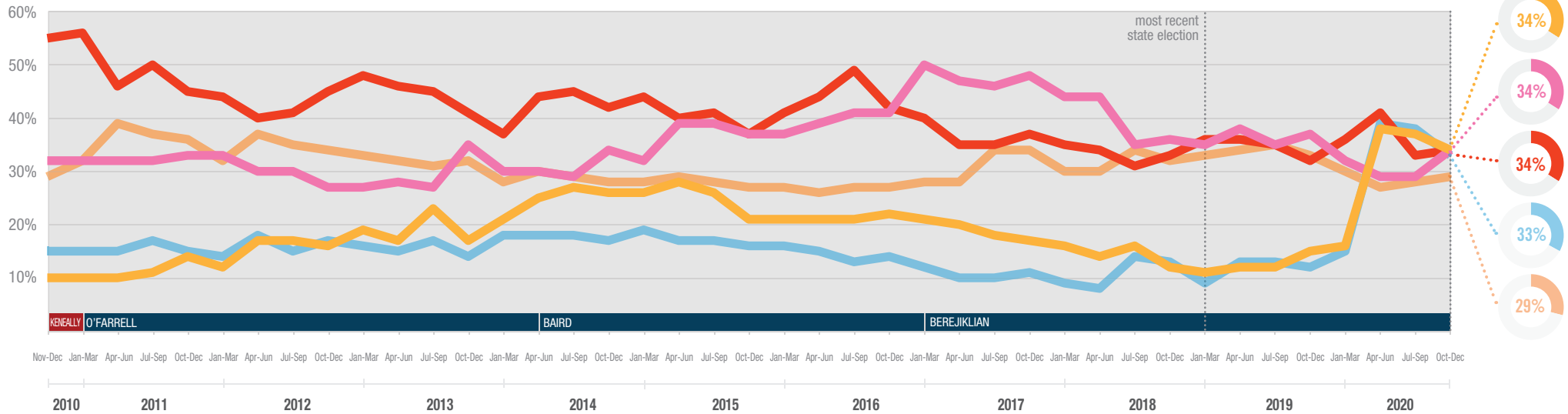
The top issues facing New South Wales

David Elliott
 Head of Ipsos Public Affairs NSW
 ✉ david.elliott@ipsos.com
 ☎ (02) 9900 5159

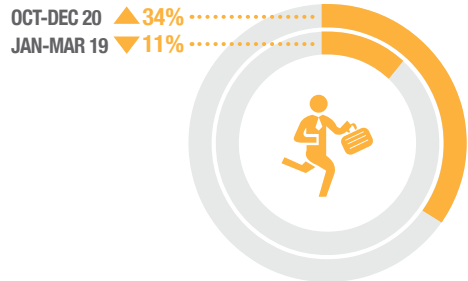
Stuart Clark
 Director
 ✉ stuart.clark@ipsos.com
 ☎ (02) 9900 5180



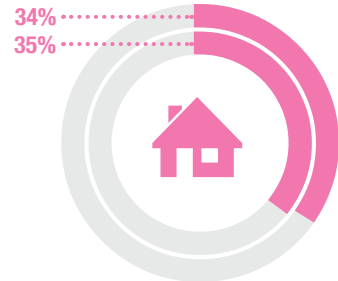
Each quarter we ask 1000 residents of New South Wales to select the three most important issues facing their state. The top five issues facing New South Wales between October and December 2020 are shown below. A summary of all issues facing New South Wales can be found overleaf. If you would like to know more about the Ipsos Issues Monitor, or Ipsos Public Affairs in New South Wales, please contact David Elliott or Stuart Clark.



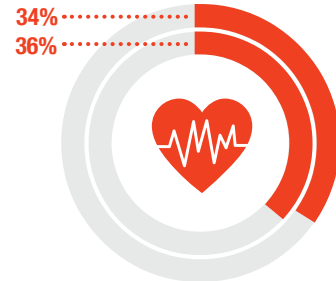
Unemployment



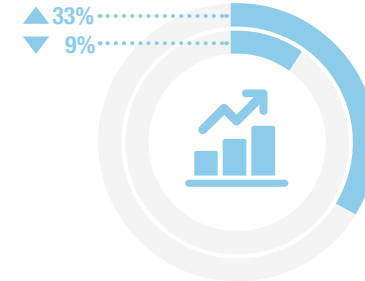
Housing



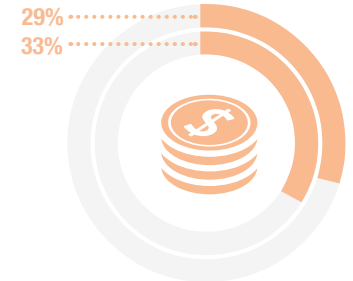
Healthcare



The Economy

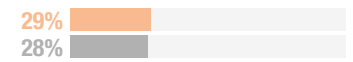
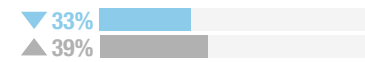
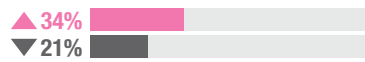


Cost of Living



▲▼
 significant difference compared with most recent state election

▲▼
 significant difference compared with the rest of Australia





IPSOS ISSUES MONITOR DECEMBER 2020

The top issues facing New South Wales

David Elliott
Head of Ipsos Public Affairs NSW
✉ david.elliott@ipsos.com
☎ (02) 9900 5159

Stuart Clark
Director
✉ stuart.clark@ipsos.com
☎ (02) 9900 5180



	2010	2011	2012	2013	2014	2015	2016	2017	2018	2019	JAN-MAR 2020	APR-JUN 2020	JUL-SEP 2020	OCT-DEC 2020
Unemployment	10%	11%	16%	19%	25%	25%	21%	19%	14%	12%	16%	38%	37%	34%
Housing	32%	32%	30%	29%	30%	37%	39%	48%	40%	36%	32%	29%	29%	34%
Healthcare	55%	49%	43%	45%	42%	41%	44%	37%	33%	35%	36%	41%	33%	34%
The Economy	15%	16%	16%	16%	18%	17%	14%	11%	11%	12%	15%	39%	38%	33%
Cost of Living	29%	36%	34%	32%	29%	28%	27%	31%	32%	34%	30%	27%	28%	29%
Environment	12%	10%	8%	9%	8%	9%	9%	9%	12%	23%	33%	18%	20%	18%
Crime	25%	25%	32%	33%	30%	24%	25%	22%	20%	19%	18%	12%	15%	16%
Transport	32%	33%	30%	27%	23%	23%	22%	22%	24%	24%	22%	14%	13%	14%
Poverty	6%	6%	7%	7%	10%	9%	10%	10%	13%	12%	10%	12%	12%	13%
Population	9%	7%	7%	6%	6%	8%	10%	13%	17%	17%	16%	10%	10%	12%
Education	17%	14%	17%	20%	20%	18%	19%	16%	15%	15%	14%	15%	12%	12%
Drug Abuse	12%	10%	11%	12%	14%	16%	16%	14%	13%	13%	13%	7%	10%	12%
Personal Debt	12%	11%	11%	8%	7%	7%	8%	10%	11%	11%	10%	11%	10%	9%
Immigration	7%	8%	8%	10%	7%	9%	10%	11%	14%	12%	10%	9%	8%	7%
Petrol Prices	11%	19%	19%	16%	14%	10%	7%	9%	15%	12%	12%	6%	5%	7%
Taxation	6%	6%	5%	5%	6%	7%	6%	6%	6%	5%	5%	5%	5%	4%
Racism	5%	4%	4%	5%	5%	6%	6%	5%	4%	3%	3%	4%	6%	4%
Indigenous Issues	4%	1%	1%	1%	2%	2%	2%	2%	2%	3%	2%	2%	4%	3%
Defence	1%	1%	1%	1%	3%	6%	6%	6%	4%	3%	2%	2%	3%	2%