



IPSOS ISSUES MONITOR DECEMBER 2020

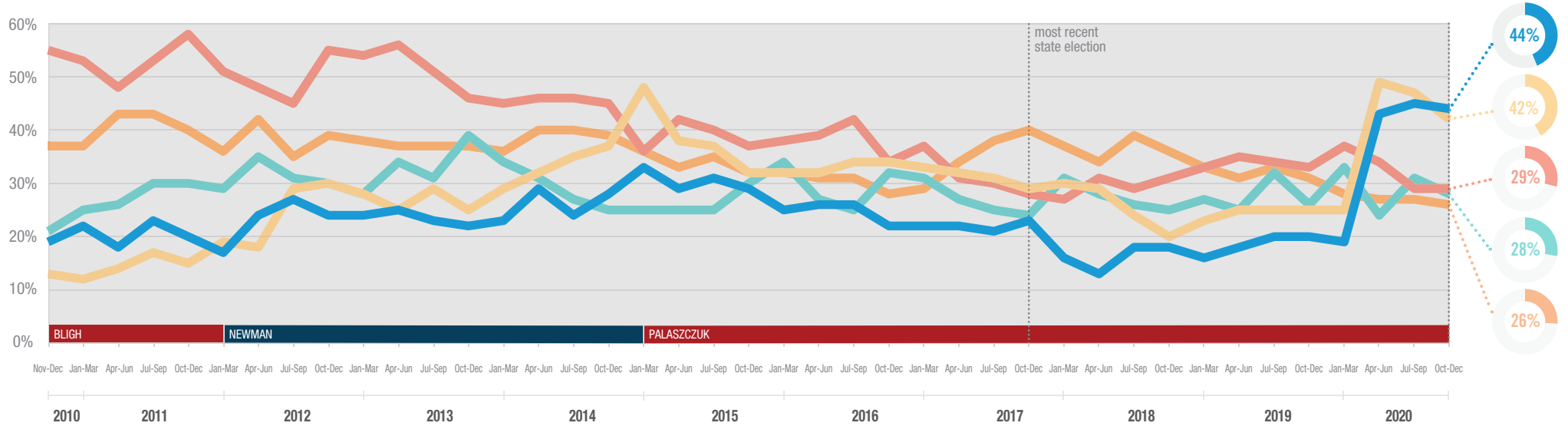
The top issues facing Queensland

Kylie Brosnan
Head of Ipsos Public Affairs QLD
✉ kylie.brosnan@ipsos.com
☎ (07) 3016 7660

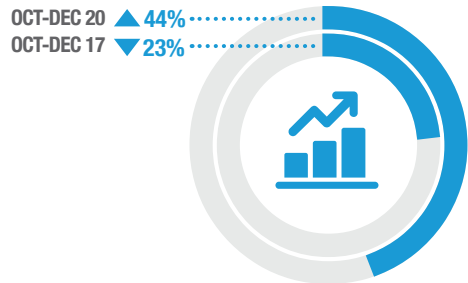
Kathy Benson
Chief Client Officer ANZ
✉ kathy.benson@ipsos.com
☎ (07) 3016 7662



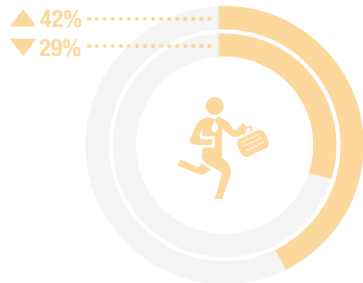
Each quarter we ask 600 Queenslanders to select the three most important issues facing their state. The top five issues facing Queensland between October and December 2020 are shown below. A summary of all issues facing Queensland can be found overleaf. If you would like to know more about the Ipsos Issues Monitor, or Ipsos Public Affairs in Queensland, please contact Kylie Brosnan or Kathy Benson.



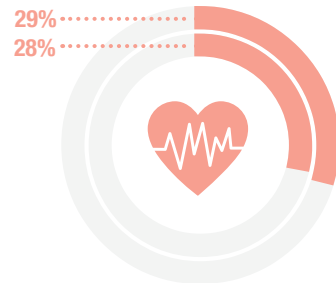
The Economy



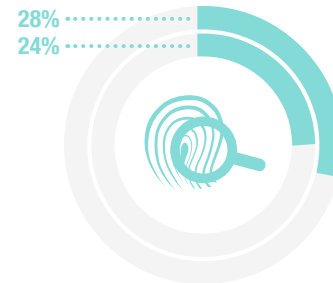
Unemployment



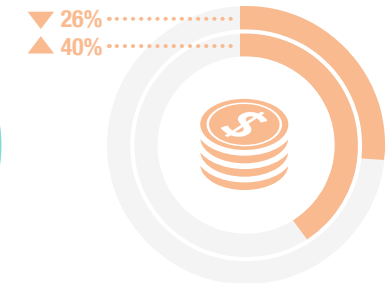
Healthcare



Crime




Cost of Living



▲▼ significant difference compared with most recent state election

▲▼ significant difference compared with the rest of Australia





IPSOS ISSUES MONITOR DECEMBER 2020

The top issues facing Queensland

Kylie Brosnan
Head of Ipsos Public Affairs QLD
✉ kylie.brosnan@ipsos.com
☎ (07) 3016 7660

Kathy Benson
Chief Client Officer ANZ
✉ kathy.benson@ipsos.com
☎ (07) 3016 7662



	2010	2011	2012	2013	2014	2015	2016	2017	2018	2019	JAN-MAR 2020	APR-JUN 2020	JUL-SEP 2020	OCT-DEC 2020
The Economy	19%	21%	23%	24%	26%	30%	25%	22%	16%	19%	19%	43%	45%	44%
Unemployment	13%	14%	24%	27%	33%	39%	33%	31%	26%	25%	25%	49%	47%	42%
Healthcare	55%	53%	50%	52%	45%	38%	38%	31%	29%	34%	37%	34%	29%	29%
Crime	21%	28%	31%	33%	29%	27%	30%	27%	28%	27%	33%	24%	31%	28%
Cost of Living	37%	40%	38%	37%	39%	34%	30%	35%	36%	32%	28%	27%	27%	26%
Environment	13%	14%	10%	10%	9%	10%	11%	14%	14%	22%	31%	19%	16%	25%
Housing	24%	22%	18%	15%	15%	17%	19%	22%	20%	19%	15%	13%	15%	15%
Drug Abuse	10%	9%	9%	10%	10%	17%	21%	18%	18%	18%	19%	12%	14%	14%
Transport	17%	17%	15%	15%	12%	14%	17%	18%	16%	18%	17%	12%	13%	14%
Education	21%	14%	17%	17%	18%	17%	16%	14%	13%	13%	16%	13%	9%	11%
Poverty	9%	6%	6%	8%	9%	9%	11%	12%	11%	12%	10%	11%	11%	10%
Personal Debt	17%	11%	10%	10%	8%	7%	9%	9%	11%	11%	8%	12%	11%	9%
Petrol Prices	13%	26%	24%	21%	21%	15%	11%	16%	29%	21%	17%	9%	10%	9%
Population	12%	7%	5%	4%	4%	3%	5%	5%	8%	7%	7%	5%	3%	5%
Indigenous Issues	5%	3%	3%	3%	3%	3%	4%	3%	3%	4%	4%	4%	6%	5%
Taxation	3%	5%	6%	5%	6%	5%	6%	6%	5%	6%	3%	3%	3%	5%
Racism	3%	2%	2%	4%	3%	3%	4%	5%	3%	3%	3%	4%	7%	4%
Immigration	6%	7%	7%	7%	7%	6%	7%	8%	10%	8%	7%	4%	4%	3%
Defence	1%	1%	1%	1%	2%	5%	3%	4%	3%	2%	1%	1%	2%	1%