



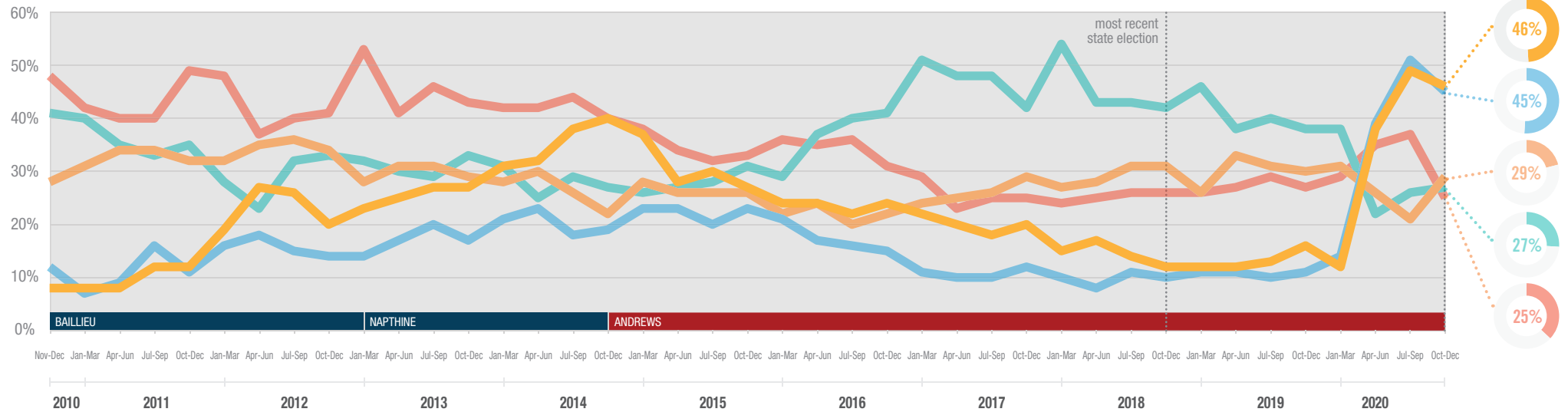
IPSOS ISSUES MONITOR DECEMBER 2020

The top issues facing Victoria

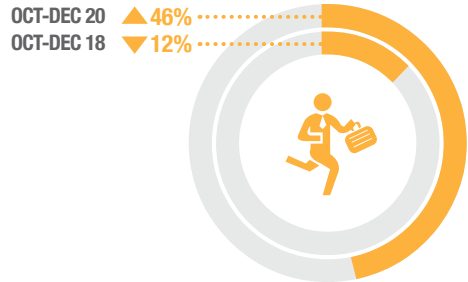
Mark Davis
Managing Director ANZ
mark.davis@ipsos.com
(03) 9946 0826



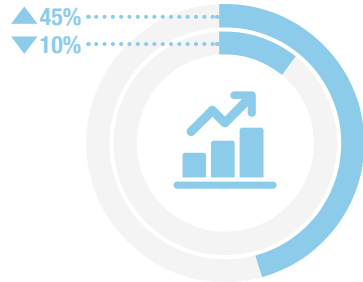
Each quarter we ask 800 Victorians to select the three most important issues facing their state. The top five issues facing Victoria between October and December 2020 are shown below. A summary of all issues facing Victoria can be found overleaf. If you would like to know more about the Ipsos Issues Monitor, or Ipsos Public Affairs in Victoria, please contact Mark Davis.



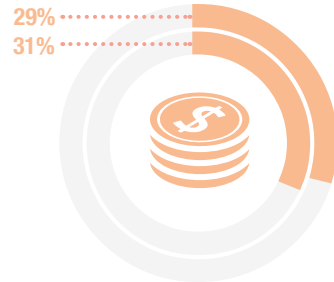
Unemployment



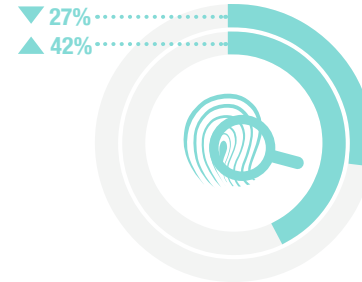
The Economy



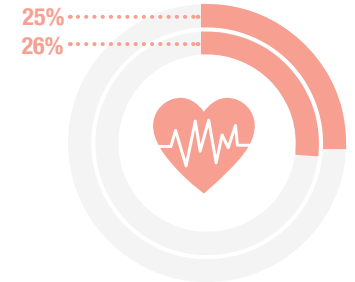
Cost of Living



Crime

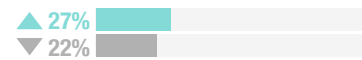
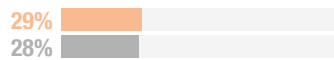


Healthcare



▲▼ significant difference compared with most recent state election

▲▼ significant difference compared with the rest of Australia





IPSOS ISSUES MONITOR DECEMBER 2020

The top issues facing Victoria

Mark Davis
 Managing Director ANZ
 mark.davis@ipsos.com
 (03) 9946 0826



	2010	2011	2012	2013	2014	2015	2016	2017	2018	2019	JAN-MAR 2020	APR-JUN 2020	JUL-SEP 2020	OCT-DEC 2020
Unemployment	8%	10%	23%	25%	35%	31%	24%	20%	15%	13%	12%	38%	49%	46%
The Economy	12%	11%	16%	17%	20%	22%	17%	11%	10%	11%	14%	39%	51%	45%
Cost of Living	28%	33%	34%	30%	27%	26%	22%	26%	29%	30%	31%	26%	21%	29%
Crime	41%	36%	29%	31%	28%	28%	36%	47%	46%	40%	38%	22%	26%	27%
Healthcare	48%	43%	42%	46%	42%	34%	34%	25%	25%	27%	29%	35%	37%	25%
Housing	28%	31%	24%	22%	20%	24%	26%	33%	30%	28%	27%	19%	20%	23%
Environment	17%	13%	8%	9%	8%	9%	9%	9%	12%	18%	28%	19%	14%	17%
Poverty	7%	8%	7%	7%	9%	10%	12%	13%	14%	15%	13%	13%	12%	15%
Transport	31%	32%	30%	28%	28%	28%	28%	23%	22%	25%	24%	15%	10%	12%
Personal Debt	11%	11%	10%	7%	6%	7%	7%	9%	10%	9%	8%	12%	10%	10%
Population	8%	8%	7%	7%	7%	8%	9%	11%	15%	17%	17%	12%	8%	9%
Drug Abuse	15%	13%	13%	14%	17%	23%	23%	24%	19%	18%	18%	13%	10%	8%
Education	16%	13%	21%	21%	20%	18%	17%	13%	12%	12%	11%	13%	10%	8%
Immigration	6%	8%	7%	8%	7%	8%	10%	10%	13%	10%	8%	7%	7%	6%
Racism	5%	6%	4%	5%	5%	5%	7%	6%	6%	6%	4%	5%	5%	5%
Petrol Prices	11%	18%	18%	16%	13%	7%	6%	7%	13%	11%	9%	3%	3%	5%
Taxation	4%	5%	5%	5%	5%	7%	7%	5%	4%	5%	3%	5%	3%	4%
Indigenous Issues	1%	1%	1%	1%	1%	1%	2%	2%	2%	2%	3%	3%	3%	3%
Defence	2%	1%	1%	1%	2%	5%	4%	6%	4%	3%	1%	2%	2%	3%