



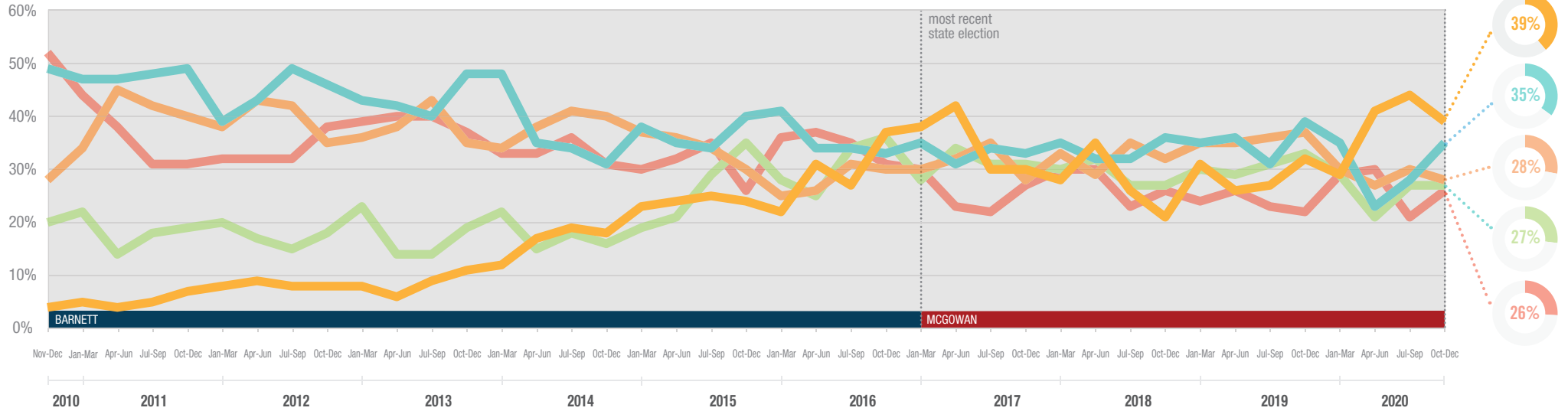
IPSOS ISSUES MONITOR DECEMBER 2020

The top issues facing Western Australia

Shaun Griffin
Chief Operations Officer ANZ
✉ shaun.griffin@ipsos.com
☎ (08) 9463 0761



Each quarter we ask 300 Western Australians to select the three most important issues facing their state. The top five issues facing Western Australia between October and December 2020 are shown below. A summary of all issues facing Western Australia can be found overleaf. If you would like to know more about the Ipsos Issues Monitor, or Ipsos Public Affairs in Western Australia, please contact Shaun Griffin.



Unemployment

OCT-DEC 20
JAN-MAR 17



Crime

35%
35%



Cost of Living

28%
30%



Drug Abuse

27%
28%



Healthcare


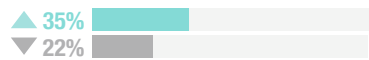
26%
30%



▲▼ significant difference compared with most recent state election

▲▼ significant difference compared with the rest of Australia

WA
REST OF AUSTRALIA





IPSOS ISSUES MONITOR DECEMBER 2020

The top issues facing Western Australia

Shaun Griffin
 Chief Operations Officer ANZ
 ✉ shaun.griffin@ipsos.com
 ☎ (08) 9463 0761



	2010	2011	2012	2013	2014	2015	2016	2017	2018	2019	JAN-MAR 2020	APR-JUN 2020	JUL-SEP 2020	OCT-DEC 2020
Unemployment	4%	5%	8%	9%	16%	24%	29%	35%	28%	29%	29%	41%	44%	39%
Crime	49%	48%	44%	43%	37%	37%	36%	33%	34%	35%	35%	23%	28%	35%
Cost of Living	28%	40%	39%	38%	38%	34%	28%	31%	32%	36%	30%	27%	30%	28%
Drug Abuse	20%	18%	18%	18%	18%	26%	31%	31%	29%	31%	29%	21%	27%	27%
Healthcare	52%	36%	34%	39%	33%	31%	35%	25%	27%	24%	29%	30%	21%	26%
The Economy	8%	9%	11%	13%	21%	28%	31%	30%	25%	20%	25%	40%	39%	21%
Housing	24%	31%	32%	33%	27%	23%	19%	23%	19%	19%	16%	14%	17%	21%
Environment	24%	19%	17%	12%	9%	8%	9%	8%	11%	18%	24%	17%	11%	19%
Poverty	7%	7%	9%	8%	10%	9%	9%	9%	11%	14%	13%	12%	11%	15%
Education	13%	10%	12%	16%	19%	13%	14%	11%	12%	8%	7%	11%	10%	12%
Personal Debt	15%	12%	10%	9%	8%	8%	8%	12%	13%	12%	8%	14%	11%	11%
Transport	6%	12%	15%	21%	18%	18%	16%	14%	10%	10%	14%	10%	8%	10%
Indigenous Issues	5%	4%	6%	4%	3%	4%	3%	3%	3%	5%	3%	8%	9%	6%
Taxation	4%	5%	6%	4%	7%	8%	7%	6%	6%	7%	7%	6%	6%	6%
Immigration	19%	16%	14%	11%	10%	8%	8%	8%	10%	10%	5%	6%	8%	6%
Petrol Prices	7%	17%	14%	11%	12%	7%	6%	7%	15%	11%	12%	7%	7%	5%
Population	6%	3%	6%	6%	6%	5%	6%	4%	6%	5%	6%	3%	3%	4%
Racism	8%	5%	4%	3%	3%	4%	4%	5%	4%	4%	6%	7%	7%	4%
Defence	3%	1%	2%	2%	3%	4%	3%	3%	3%	2%	3%	3%	3%	4%