



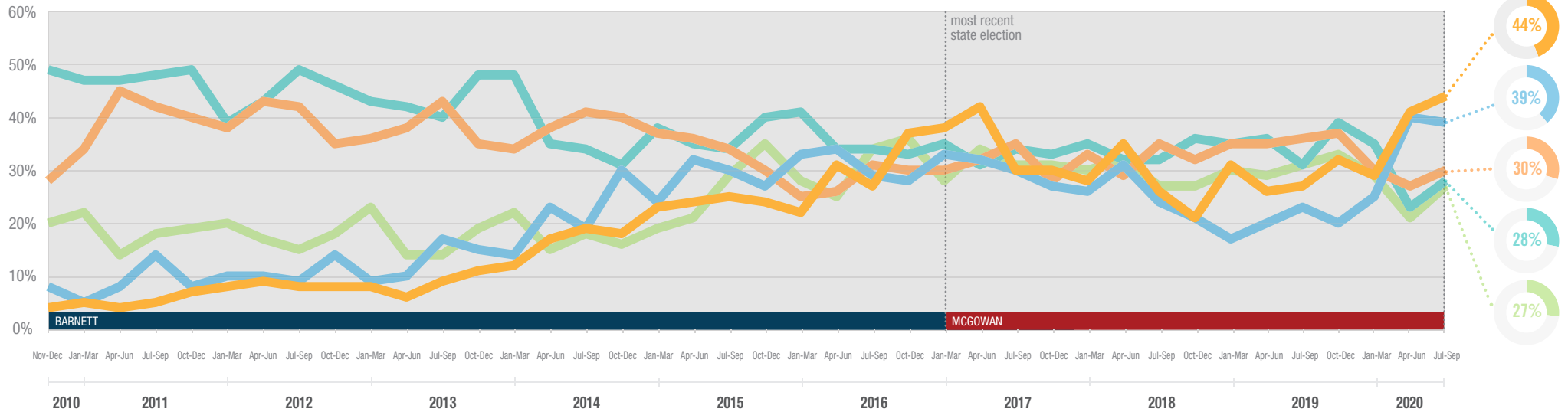
IPSOS ISSUES MONITOR SEPTEMBER 2020

The top issues facing Western Australia

Shaun Griffin
Chief Operations Officer ANZ
✉ shaun.griffin@ipsos.com
☎ (08) 9463 0761



Each quarter we ask 300 Western Australians to select the three most important issues facing their state. The top five issues facing Western Australia between July and September 2020 are shown below. A summary of all issues facing Western Australia can be found overleaf. If you would like to know more about the Ipsos Issues Monitor, or Ipsos Public Affairs in Western Australia, please contact Shaun Griffin.



Unemployment

JUL-SEP 20
JAN-MAR 17



The Economy

39%
33%



Cost of Living

30%
30%



Crime

28%
35%



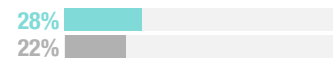
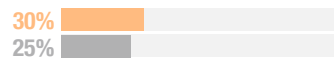
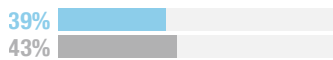
Drug Abuse

27%
28%



▲▼
significant difference compared with most recent state election

▲▼
significant difference compared with the rest of Australia





IPSOS ISSUES MONITOR SEPTEMBER 2020

The top issues facing Western Australia

Shaun Griffin
 Chief Operations Officer ANZ
 ✉ shaun.griffin@ipsos.com
 ☎ (08) 9463 0761



	2010	2011	2012	2013	2014	2015	2016	2017	2018	2019	JAN-MAR 2020	APR-JUN 2020	JUL-SEP 2020
Unemployment	4%	5%	8%	9%	16%	24%	29%	35%	28%	29%	29%	41%	44%
The Economy	8%	9%	11%	13%	21%	28%	31%	30%	25%	20%	25%	40%	39%
Cost of Living	28%	40%	39%	38%	38%	34%	28%	31%	32%	36%	30%	27%	30%
Crime	49%	48%	44%	43%	37%	37%	36%	33%	34%	35%	35%	23%	28%
Drug Abuse	20%	18%	18%	18%	18%	26%	31%	31%	29%	31%	29%	21%	27%
Healthcare	52%	36%	34%	39%	33%	31%	35%	25%	27%	24%	29%	30%	21%
Housing	24%	31%	32%	33%	27%	23%	19%	23%	19%	19%	16%	14%	17%
Environment	24%	19%	17%	12%	9%	8%	9%	8%	11%	18%	24%	17%	11%
Personal Debt	15%	12%	10%	9%	8%	8%	8%	12%	13%	12%	8%	14%	11%
Poverty	7%	7%	9%	8%	10%	9%	9%	9%	11%	14%	13%	12%	11%
Education	13%	10%	12%	16%	19%	13%	14%	11%	12%	8%	7%	11%	10%
Indigenous Issues	5%	4%	6%	4%	3%	4%	3%	3%	3%	5%	3%	8%	9%
Immigration	19%	16%	14%	11%	10%	8%	8%	8%	10%	10%	5%	6%	8%
Transport	6%	12%	15%	21%	18%	18%	16%	14%	10%	10%	14%	10%	8%
Petrol Prices	7%	17%	14%	11%	12%	7%	6%	7%	15%	11%	12%	7%	7%
Racism	8%	5%	4%	3%	3%	4%	4%	5%	4%	4%	6%	7%	7%
Taxation	4%	5%	6%	4%	7%	8%	7%	6%	6%	7%	7%	6%	6%
Defence	3%	1%	2%	2%	3%	4%	3%	3%	3%	2%	3%	3%	3%
Population	6%	3%	6%	6%	6%	5%	6%	4%	6%	5%	6%	3%	3%