



IPSOS ISSUES MONITOR FEBRUARY 2021

The top issues facing Australia

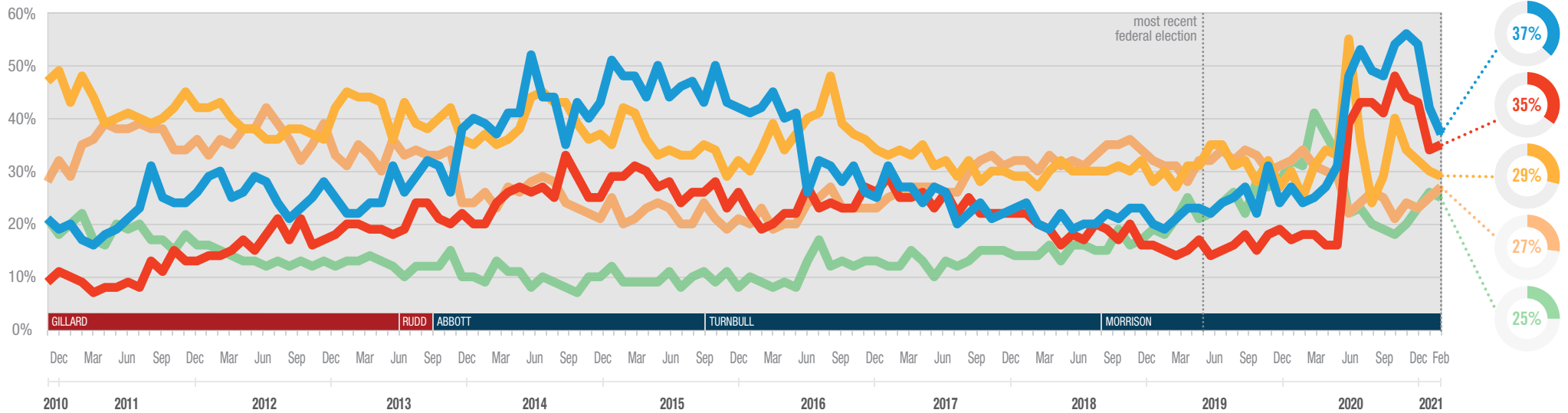
Mark Davis
Managing Director, Public Affairs, Australia and New Zealand

✉ Mark.Davis@ipsos.com

☎ (03) 9946 0888

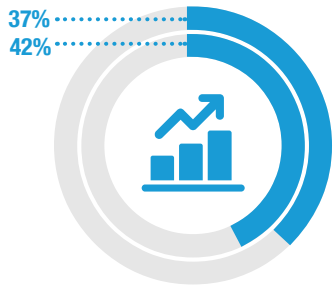


The Ipsos Issues Monitor is Australia's longest running ongoing survey of community concerns. We've checked-in with 1000 Australians' worries each and every month for more than a decade. So, what are we most concerned about, how do these worries change, and which political party do we believe is most capable of addressing these issues?

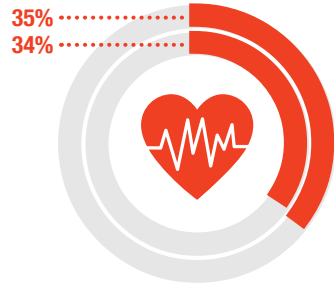


The Economy

FEB 21
JAN 21



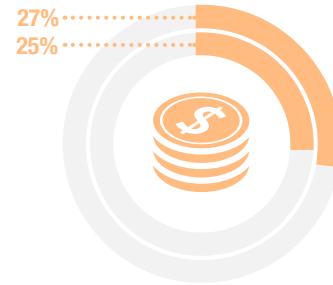
Healthcare



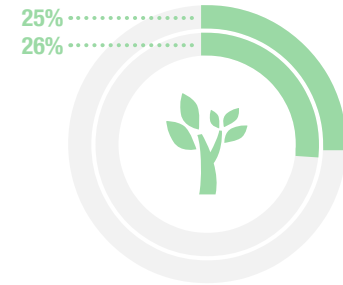
Unemployment



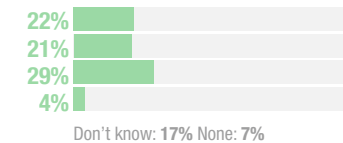
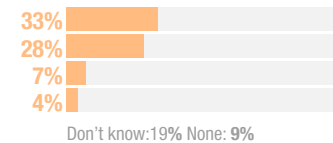
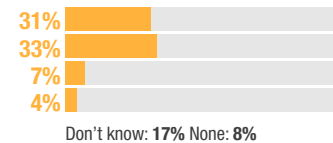
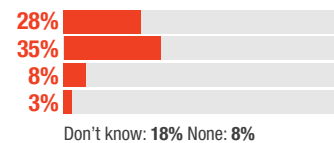
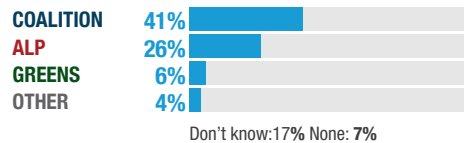
Cost of Living



Environment



Party most capable to manage the top issues facing Australia





IPSOS ISSUES MONITOR FEBRUARY 2021

The top issues facing Australia

Mark Davis
Managing Director, Public Affairs, Australia and New Zealand

✉ Mark.Davis@ipsos.com

☎ (03) 9946 0888



	2010	2011	2012	2013	2014	2015	2016	2017	2018	2019	JAN 2020	FEB 2020	MAR 2020	APR 2020	MAY 2020	JUN 2020	JUL 2020	AUG 2020	SEP 2020	OCT 2020	NOV 2020	DEC 2020	JAN 2021	FEB 2021
The Economy	20%	22%	26%	29%	42%	45%	33%	24%	21%	24%	25%	27%	31%	48%	53%	49%	48%	54%	56%	54%	46%	45%	42%	37%
Healthcare	48%	42%	39%	41%	39%	34%	38%	31%	30%	30%	31%	34%	33%	55%	36%	24%	29%	40%	34%	32%	31%	31%	34%	35%
Unemployment	10%	10%	17%	21%	26%	26%	24%	23%	18%	16%	18%	16%	16%	39%	43%	43%	41%	48%	44%	43%	39%	34%	30%	29%
Cost of Living	30%	36%	36%	32%	25%	21%	23%	29%	33%	32%	31%	30%	29%	22%	24%	26%	25%	21%	24%	23%	24%	25%	25%	27%
Environment	20%	18%	13%	12%	10%	10%	12%	13%	16%	26%	41%	37%	33%	22%	23%	20%	19%	18%	20%	23%	25%	23%	26%	25%
Housing	24%	21%	19%	18%	15%	18%	20%	27%	24%	20%	18%	20%	18%	13%	15%	17%	16%	14%	16%	16%	16%	20%	15%	22%
Crime	26%	28%	28%	30%	24%	22%	25%	27%	27%	24%	21%	21%	25%	13%	15%	18%	22%	16%	19%	17%	20%	19%	22%	21%
Poverty	10%	10%	10%	11%	13%	12%	13%	14%	15%	16%	13%	15%	16%	13%	14%	17%	16%	14%	14%	17%	16%	16%	17%	17%
Education	15%	12%	16%	19%	20%	17%	18%	14%	13%	13%	10%	14%	13%	12%	14%	10%	10%	9%	10%	12%	11%	9%	12%	13%
Drug Abuse	13%	12%	12%	12%	13%	16%	17%	16%	15%	14%	15%	14%	12%	9%	9%	12%	12%	9%	9%	9%	11%	12%	11%	11%
Immigration	19%	23%	22%	23%	20%	20%	20%	19%	21%	19%	15%	14%	17%	11%	10%	10%	12%	10%	9%	8%	10%	11%	12%	11%
Taxation	6%	7%	8%	6%	8%	10%	10%	8%	8%	7%	5%	7%	7%	6%	6%	6%	6%	4%	7%	7%	7%	7%	7%	7%
Population	10%	8%	7%	7%	6%	6%	6%	8%	13%	12%	14%	12%	12%	7%	7%	7%	6%	7%	5%	7%	7%	8%	8%	7%
Personal Debt	15%	13%	12%	9%	6%	5%	7%	10%	10%	10%	8%	8%	9%	12%	12%	10%	9%	9%	9%	9%	10%	9%	9%	7%
Petrol Prices	9%	15%	14%	11%	8%	4%	4%	6%	11%	9%	12%	8%	8%	4%	4%	5%	3%	3%	4%	3%	5%	4%	5%	7%
Indigenous Issues	4%	3%	3%	2%	2%	2%	3%	3%	3%	4%	3%	5%	4%	3%	3%	7%	6%	6%	5%	4%	6%	6%	6%	6%
Defence	5%	4%	3%	3%	8%	16%	12%	14%	8%	7%	7%	6%	7%	4%	4%	4%	9%	5%	5%	5%	6%	11%	9%	6%
Racism	6%	6%	5%	6%	7%	8%	8%	7%	5%	5%	3%	5%	4%	4%	4%	9%	9%	6%	6%	5%	5%	6%	8%	5%
Transport	10%	10%	10%	9%	7%	7%	8%	8%	10%	9%	7%	9%	7%	4%	4%	5%	5%	5%	4%	6%	5%	5%	4%	5%