



IPSOS ISSUES MONITOR JANUARY 2021

The top issues facing Australia

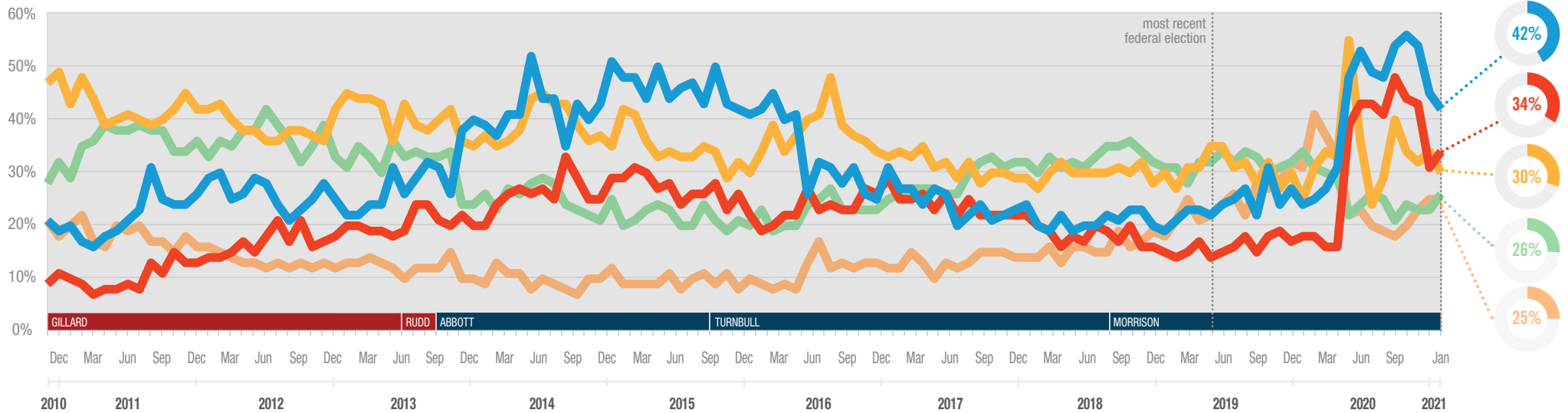
Mark Davis
Managing Director, Public Affairs, Australia and New Zealand

✉ Mark.Davis@ipsos.com

☎ (03) 9946 0888

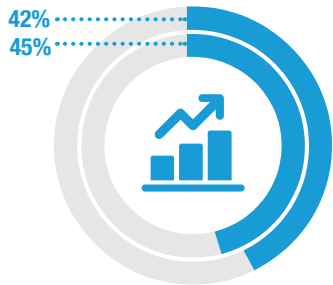


The Ipsos Issues Monitor is Australia's longest running ongoing survey of community concerns. We've checked-in with 1000 Australians' worries each and every month for more than a decade. So, what are we most concerned about, how do these worries change, and which political party do we believe is most capable of addressing these issues?

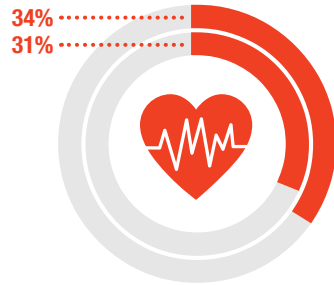


The Economy

JAN 21
DEC 20



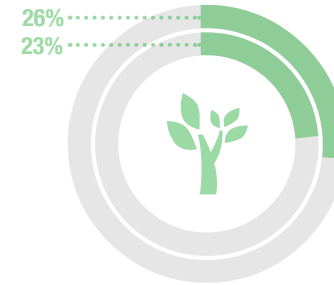
Healthcare



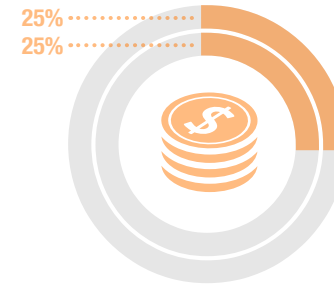
Unemployment



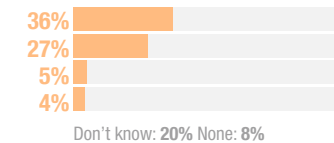
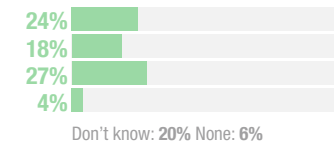
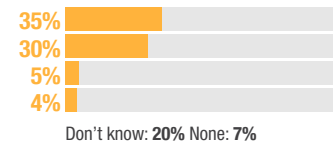
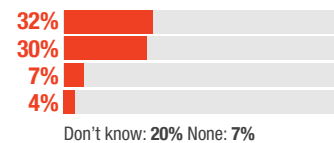
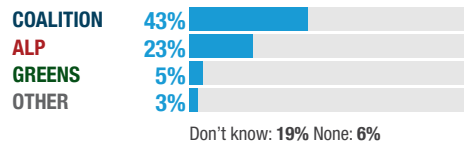
Environment



Cost of Living



Party most capable to manage the top issues facing Australia





IPSOS ISSUES MONITOR JANUARY 2021

The top issues facing Australia

Mark Davis
Managing Director, Public Affairs, Australia and New Zealand

✉ Mark.Davis@ipsos.com

☎ (03) 9946 0888



	2010	2011	2012	2013	2014	2015	2016	2017	2018	2019	FEB 2020	MAR 2020	APR 2020	MAY 2020	JUN 2020	JUL 2020	AUG 2020	SEP 2020	OCT 2020	NOV 2020	DEC 2020	JAN 2021
The Economy	20%	22%	26%	29%	42%	45%	33%	24%	21%	24%	27%	31%	48%	53%	49%	48%	54%	56%	54%	46%	45%	42%
Healthcare	48%	42%	39%	41%	39%	34%	38%	31%	30%	30%	34%	33%	55%	36%	24%	29%	40%	34%	32%	31%	31%	34%
Unemployment	10%	10%	17%	21%	26%	26%	24%	23%	18%	16%	16%	16%	39%	43%	43%	41%	48%	44%	43%	39%	34%	30%
Environment	20%	18%	13%	12%	10%	10%	12%	13%	16%	26%	37%	33%	22%	23%	20%	19%	18%	20%	23%	25%	23%	26%
Cost of Living	30%	36%	36%	32%	25%	21%	23%	29%	33%	32%	30%	29%	22%	24%	26%	25%	21%	24%	23%	24%	25%	25%
Crime	26%	28%	28%	30%	24%	22%	25%	27%	27%	24%	21%	25%	13%	15%	18%	22%	16%	19%	17%	20%	19%	22%
Poverty	10%	10%	10%	11%	13%	12%	13%	14%	15%	16%	15%	16%	13%	14%	17%	16%	14%	14%	17%	16%	16%	17%
Housing	24%	21%	19%	18%	15%	18%	20%	27%	24%	20%	20%	18%	13%	15%	17%	16%	14%	16%	16%	16%	20%	15%
Immigration	19%	23%	22%	23%	20%	20%	20%	19%	21%	19%	14%	17%	11%	10%	10%	12%	10%	9%	8%	10%	11%	12%
Education	15%	12%	16%	19%	20%	17%	18%	14%	13%	13%	14%	13%	12%	14%	10%	10%	9%	10%	12%	11%	9%	12%
Drug Abuse	13%	12%	12%	12%	13%	16%	17%	16%	15%	14%	14%	12%	9%	9%	12%	12%	9%	9%	9%	11%	12%	11%
Personal Debt	15%	13%	12%	9%	6%	5%	7%	10%	10%	10%	8%	9%	12%	12%	10%	9%	9%	9%	9%	10%	9%	9%
Defence	5%	4%	3%	3%	8%	16%	12%	14%	8%	7%	6%	7%	4%	4%	4%	9%	5%	5%	5%	6%	11%	9%
Population	10%	8%	7%	7%	6%	6%	6%	8%	13%	12%	12%	12%	7%	7%	7%	6%	7%	5%	7%	7%	8%	8%
Racism	6%	6%	5%	6%	7%	8%	8%	7%	5%	5%	5%	4%	4%	4%	9%	9%	6%	6%	5%	5%	6%	8%
Taxation	6%	7%	8%	6%	8%	10%	10%	8%	8%	7%	7%	7%	6%	6%	6%	6%	4%	7%	7%	7%	7%	7%
Indigenous Issues	4%	3%	3%	2%	2%	2%	3%	3%	3%	4%	5%	4%	3%	3%	7%	6%	6%	5%	4%	6%	6%	6%
Petrol Prices	9%	15%	14%	11%	8%	4%	4%	6%	11%	9%	8%	8%	4%	4%	5%	3%	3%	4%	3%	5%	4%	5%
Transport	10%	10%	10%	9%	7%	7%	8%	8%	10%	9%	9%	7%	4%	4%	5%	5%	5%	4%	6%	5%	5%	4%