



IPSOS ISSUES MONITOR MARCH 2021

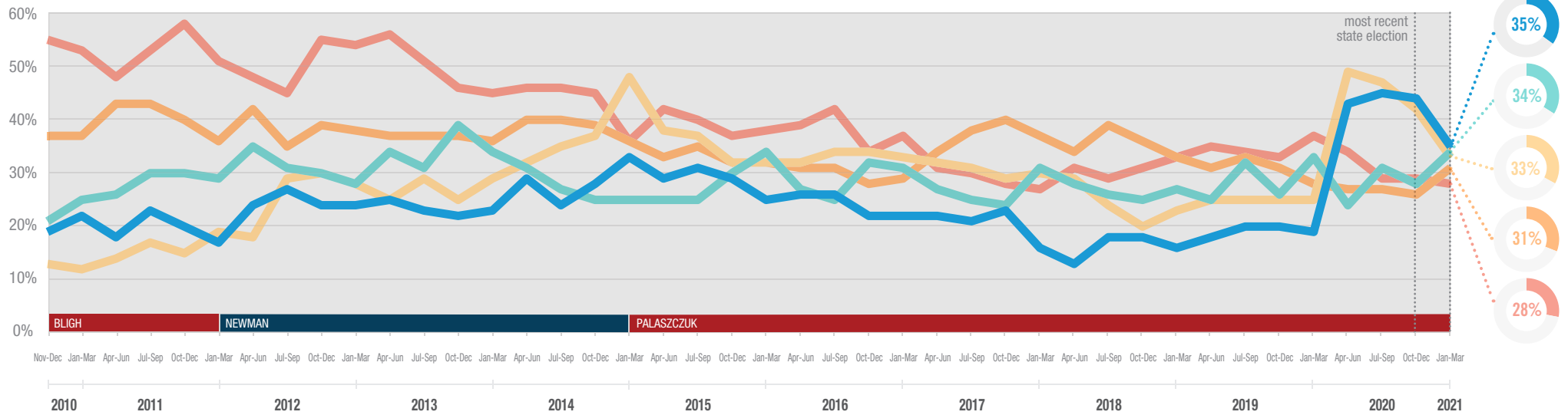
The top issues facing Queensland

Kylie Brosnan
Head of Ipsos Public Affairs QLD
✉ kylie.brosnan@ipsos.com
☎ (07) 3016 7660

Kathy Benson
Chief Client Officer ANZ
✉ kathy.benson@ipsos.com
☎ (07) 3016 7662



Each quarter we ask 600 Queenslanders to select the three most important issues facing their state. The top five issues facing Queensland between January and March 2021 are shown below. A summary of all issues facing Queensland can be found overleaf. If you would like to know more about the Ipsos Issues Monitor, or Ipsos Public Affairs in Queensland, please contact Kylie Brosnan or Kathy Benson.



The Economy

JAN-MAR 21 ▼ 35%
OCT-DEC 20 ▲ 44%



Crime

34%
28%



Unemployment

33%
42%



Cost of Living

31%
26%



Healthcare

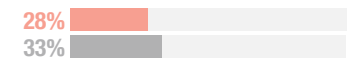
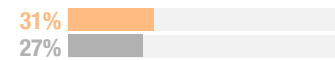

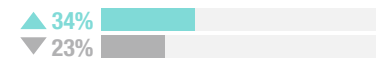
28%
29%



▲▼ significant difference compared with most recent state election

▲▼ significant difference compared with the rest of Australia

QLD
REST OF AUSTRALIA





IPSOS ISSUES MONITOR MARCH 2021

The top issues facing Queensland

Kylie Brosnan
 Head of Ipsos Public Affairs QLD
 ✉ kylie.brosnan@ipsos.com
 ☎ (07) 3016 7660

Kathy Benson
 Chief Client Officer ANZ
 ✉ kathy.benson@ipsos.com
 ☎ (07) 3016 7662



	2010	2011	2012	2013	2014	2015	2016	2017	2018	2019	2020	JAN-MAR 2021
The Economy	19%	21%	23%	24%	26%	30%	25%	22%	16%	19%	38%	35%
Crime	21%	28%	31%	33%	29%	27%	30%	27%	28%	27%	29%	34%
Unemployment	13%	14%	24%	27%	33%	39%	33%	31%	26%	25%	41%	33%
Cost of Living	37%	40%	38%	37%	39%	34%	30%	35%	36%	32%	27%	31%
Healthcare	55%	53%	50%	52%	45%	38%	38%	31%	29%	34%	32%	28%
Housing	24%	22%	18%	15%	15%	17%	19%	22%	20%	19%	14%	20%
Environment	13%	14%	10%	10%	9%	10%	11%	14%	14%	22%	23%	19%
Drug Abuse	10%	9%	9%	10%	10%	17%	21%	18%	18%	18%	15%	15%
Transport	17%	17%	15%	15%	12%	14%	17%	18%	16%	18%	14%	13%
Petrol Prices	13%	26%	24%	21%	21%	15%	11%	16%	29%	21%	11%	12%
Poverty	9%	6%	6%	8%	9%	9%	11%	12%	11%	12%	10%	12%
Education	21%	14%	17%	17%	18%	17%	16%	14%	13%	13%	12%	10%
Population	12%	7%	5%	4%	4%	3%	5%	5%	8%	7%	5%	9%
Personal Debt	17%	11%	10%	10%	8%	7%	9%	9%	11%	11%	10%	8%
Racism	3%	2%	2%	4%	3%	3%	4%	5%	3%	3%	4%	6%
Immigration	6%	7%	7%	7%	7%	6%	7%	8%	10%	8%	5%	6%
Indigenous Issues	5%	3%	3%	3%	3%	3%	4%	3%	3%	4%	5%	4%
Taxation	3%	5%	6%	5%	6%	5%	6%	6%	5%	6%	4%	3%
Defence	1%	1%	1%	1%	2%	5%	3%	4%	3%	2%	1%	3%