



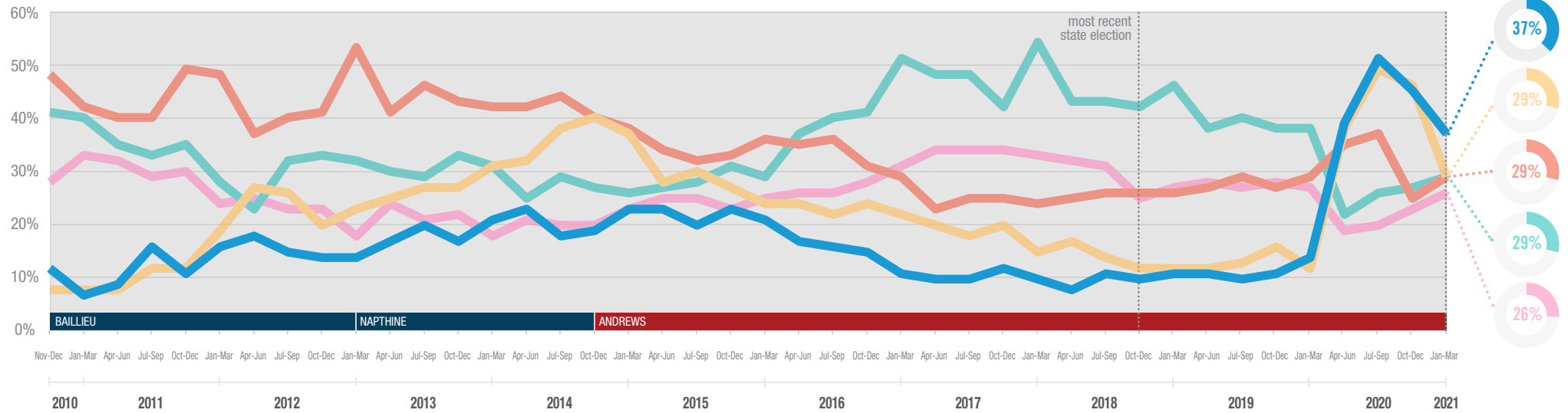
# IPSOS ISSUES MONITOR MARCH 2021

## The top issues facing Victoria

Mark Davis  
Managing Director, Public Affairs, Australia and New Zealand  
mark.davis@ipsos.com  
(03) 9946 0826



Each quarter we ask 800 Victorians to select the three most important issues facing their state. The top five issues facing Victoria between January and March 2021 are shown below. A summary of all issues facing Victoria can be found overleaf. If you would like to know more about the Ipsos Issues Monitor, or Ipsos Public Affairs in Victoria, please contact Mark Davis.



### The Economy

JAN-MAR 21 ▲ 37%  
OCT-DEC 18 ▼ 10%



### Unemployment

▲ 29%  
▼ 12%



### Healthcare

29%  
26%



### Crime

▼ 29%  
▲ 42%



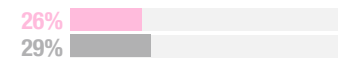
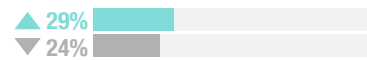
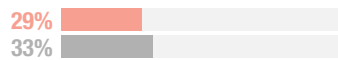

### Housing

26%  
25%



▲▼ significant difference compared with most recent state election

▲▼ significant difference compared with the rest of Australia





# IPSOS ISSUES MONITOR MARCH 2021

The top issues facing Victoria

Mark Davis  
Managing Director, Public Affairs, Australia and New Zealand

✉ mark.davis@ipsos.com

☎ (03) 9946 0826



	2010	2011	2012	2013	2014	2015	2016	2017	2018	2019	2020	JAN-MAR 2021
<b>The Economy</b>	12%	11%	16%	17%	20%	22%	17%	11%	10%	11%	37%	37%
<b>Unemployment</b>	8%	10%	23%	25%	35%	31%	24%	20%	15%	13%	36%	29%
<b>Healthcare</b>	48%	43%	42%	46%	42%	34%	34%	25%	25%	27%	32%	29%
<b>Crime</b>	41%	36%	29%	31%	28%	28%	36%	47%	46%	40%	28%	29%
<b>Housing</b>	28%	31%	24%	22%	20%	24%	26%	33%	30%	28%	22%	26%
<b>Cost of Living</b>	28%	33%	34%	30%	27%	26%	22%	26%	29%	30%	27%	24%
<b>Environment</b>	17%	13%	8%	9%	8%	9%	9%	9%	12%	18%	20%	22%
<b>Drug Abuse</b>	15%	13%	13%	14%	17%	23%	23%	24%	19%	18%	12%	15%
<b>Poverty</b>	7%	8%	7%	7%	9%	10%	12%	13%	14%	15%	13%	13%
<b>Transport</b>	31%	32%	30%	28%	28%	28%	28%	23%	22%	25%	15%	13%
<b>Education</b>	16%	13%	21%	21%	20%	18%	17%	13%	12%	12%	11%	13%
<b>Personal Debt</b>	11%	11%	10%	7%	6%	7%	7%	9%	10%	9%	10%	8%
<b>Immigration</b>	6%	8%	7%	8%	7%	8%	10%	10%	13%	10%	7%	8%
<b>Population</b>	8%	8%	7%	7%	7%	8%	9%	11%	15%	17%	12%	8%
<b>Petrol Prices</b>	11%	18%	18%	16%	13%	7%	6%	7%	13%	11%	5%	7%
<b>Racism</b>	5%	6%	4%	5%	5%	5%	7%	6%	6%	6%	5%	6%
<b>Taxation</b>	4%	5%	5%	5%	5%	7%	7%	5%	4%	5%	4%	4%
<b>Indigenous Issues</b>	1%	1%	1%	1%	1%	1%	2%	2%	2%	2%	3%	4%
<b>Defence</b>	2%	1%	1%	1%	2%	5%	4%	6%	4%	3%	2%	3%