



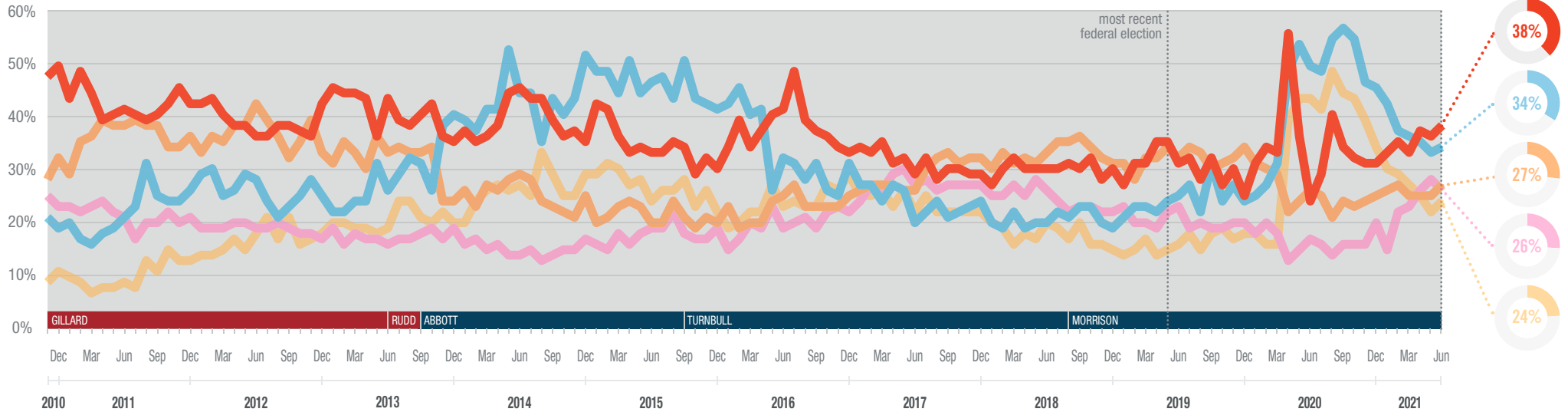
IPSOS ISSUES MONITOR JUNE 2021

The top issues facing Australia

Mark Davis
Managing Director, Public Affairs, Australia and New Zealand
mark.davis@ipsos.com
(03) 9946 0826



Each month we ask 1,000 Australians to select the three most important issues facing the nation. The top five issues facing Australia in June 2021 are shown below. A summary of all issues facing Australia can be found overleaf. If you would like to know more about the Ipsos Issues Monitor, or Ipsos Public Affairs, please contact Mark Davis.

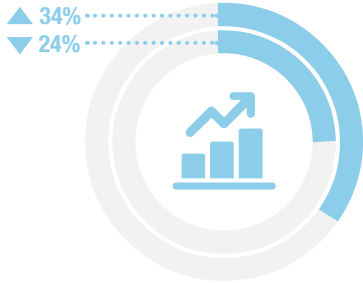


JUN 21
MAY 19

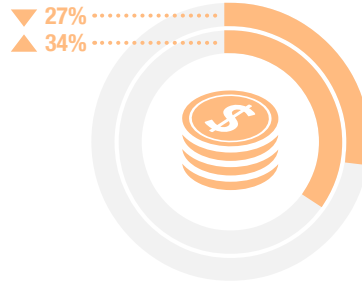
Healthcare



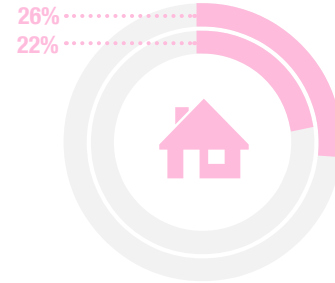
The Economy



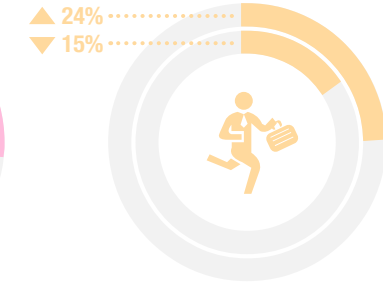
Cost of Living



Housing

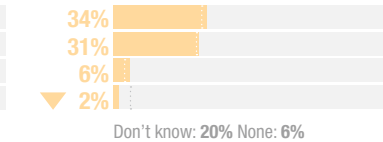
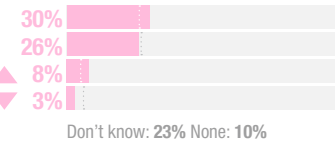
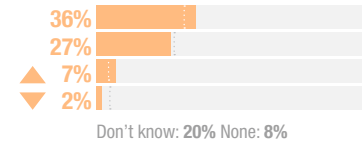
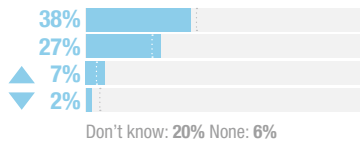
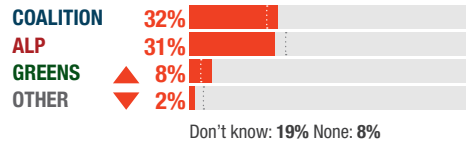


Unemployment



▲ ▼
significant difference compared with the most recent federal election

Party most capable to manage the top issues facing Australia



▲ ▼
significant difference compared with the most recent federal election



IPSOS ISSUES MONITOR JUNE 2021

The top issues facing Australia

Mark Davis
Managing Director, Public Affairs, Australia and New Zealand

✉ mark.davis@ipsos.com

☎ (03) 9946 0826



	2010	2011	2012	2013	2014	2015	2016	2017	2018	2019	2020	JAN 2021	FEB 2021	MAR 2021	APR 2021	MAY 2021	JUN 2021
Healthcare	48%	42%	39%	41%	39%	34%	38%	31%	30%	30%	34%	33%	35%	33%	37%	36%	38%
The Economy	20%	22%	26%	29%	42%	45%	33%	24%	21%	24%	45%	42%	37%	36%	35%	33%	34%
Cost of Living	30%	36%	36%	32%	25%	21%	23%	29%	33%	32%	25%	26%	27%	25%	25%	25%	27%
Housing	24%	21%	19%	18%	15%	18%	20%	27%	24%	20%	17%	15%	22%	23%	26%	28%	26%
Unemployment	10%	10%	17%	21%	26%	26%	24%	23%	18%	16%	35%	30%	29%	27%	25%	22%	24%
Environment	20%	18%	13%	12%	10%	10%	12%	13%	16%	26%	25%	26%	25%	24%	21%	25%	24%
Crime	26%	28%	28%	30%	24%	22%	25%	27%	27%	24%	19%	22%	21%	23%	24%	21%	21%
Poverty	10%	10%	10%	11%	13%	12%	13%	14%	15%	16%	15%	16%	17%	18%	17%	18%	18%
Education	15%	12%	16%	19%	20%	17%	18%	14%	13%	13%	11%	12%	13%	13%	11%	13%	13%
Drug Abuse	13%	12%	12%	12%	13%	16%	17%	16%	15%	14%	11%	11%	11%	12%	12%	11%	10%
Immigration	19%	23%	22%	23%	20%	20%	20%	19%	21%	19%	11%	12%	11%	9%	11%	13%	10%
Defence	5%	4%	3%	3%	8%	16%	12%	14%	8%	7%	6%	9%	6%	7%	6%	11%	9%
Personal Debt	15%	13%	12%	9%	6%	5%	7%	10%	10%	10%	10%	9%	7%	8%	8%	8%	8%
Population	10%	8%	7%	7%	6%	6%	6%	8%	13%	12%	8%	7%	7%	9%	7%	6%	8%
Racism	6%	6%	5%	6%	7%	8%	8%	7%	5%	5%	6%	8%	5%	7%	7%	7%	7%
Transport	10%	10%	10%	9%	7%	7%	8%	8%	10%	9%	5%	4%	5%	5%	6%	5%	6%
Indigenous Issues	4%	3%	3%	2%	2%	2%	3%	3%	3%	4%	5%	6%	6%	6%	6%	7%	6%
Taxation	6%	7%	8%	6%	8%	10%	10%	8%	8%	7%	6%	7%	7%	8%	7%	6%	6%
Petrol Prices	9%	15%	14%	11%	8%	4%	4%	6%	11%	9%	5%	5%	7%	8%	8%	6%	5%

