



IPSOS ISSUES MONITOR JUNE 2021

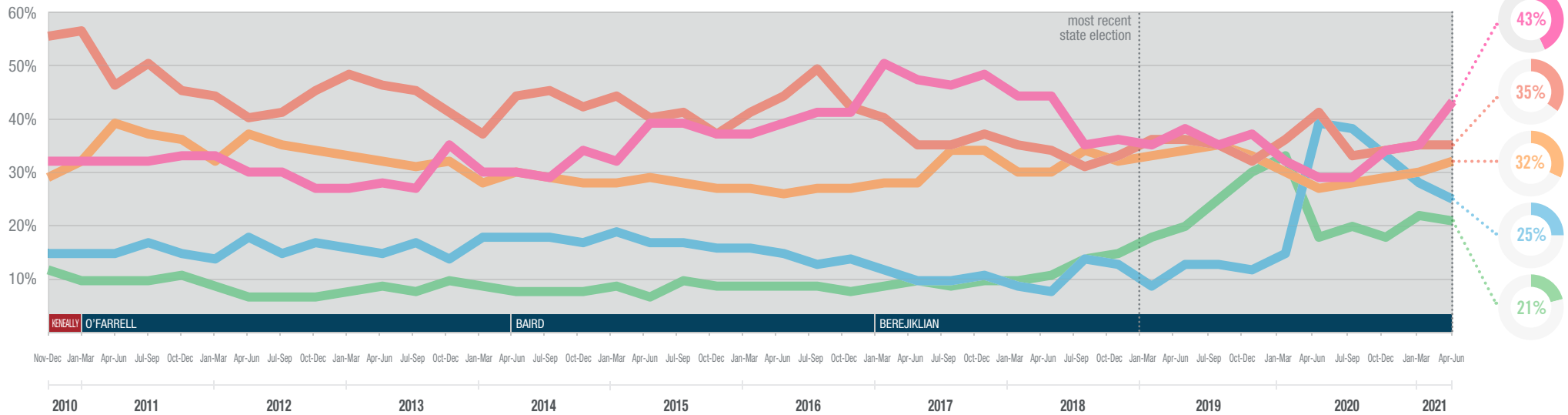
The top issues facing New South Wales

David Elliott
 Head of Ipsos Public Affairs NSW
 ✉ david.elliott@ipsos.com
 ☎ (02) 9900 5159

Stuart Clark
 Director
 ✉ stuart.clark@ipsos.com
 ☎ (02) 9900 5180



Each quarter we ask 1000 residents of New South Wales to select the three most important issues facing their state. The top five issues facing New South Wales between April and June 2021 are shown below. A summary of all issues facing New South Wales can be found overleaf. If you would like to know more about the Ipsos Issues Monitor, or Ipsos Public Affairs in New South Wales, please contact David Elliott or Stuart Clark.



Housing

APR-JUN 21 ▲ 43%
 JAN-MAR 19 ▼ 35%



Healthcare

APR-JUN 21 ▼ 35%
 JAN-MAR 19 ▲ 36%



Cost of Living

APR-JUN 21 ▲ 32%
 JAN-MAR 19 ▼ 26%



The Economy

APR-JUN 21 ▲ 25%
 JAN-MAR 19 ▼ 9%




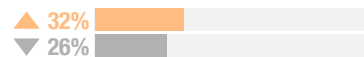
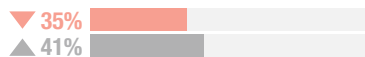
Environment

APR-JUN 21 ▲ 21%
 JAN-MAR 19 ▼ 18%



▲▼ significant difference compared with most recent state election

▲▼ significant difference compared with the rest of Australia



This research was conducted by Ipsos, on its own behalf. 909 interviews were conducted via online panel between April and June 2021 (7-11 April n = 324 / 5-9 May n = 288 / 2-6 June n = 297) among Australian adults aged 18+.
 Data has been weighted to represent the adult Australian population. This research is compliant with the Australian Polling Council Quality Mark standards: <https://www.australianpollingcouncil.com/>.
 A long methodology disclosure statement is available here: <https://www.ipsos.com/en-au/polling-methodology-disclosure-statements>.








IPSOS ISSUES MONITOR JUNE 2021

The top issues facing New South Wales

David Elliott
Head of Ipsos Public Affairs NSW
✉ david.elliott@ipsos.com
☎ (02) 9900 5159

Stuart Clark
Director
✉ stuart.clark@ipsos.com
☎ (02) 9900 5180



| | 2010 | 2011 | 2012 | 2013 | 2014 | 2015 | 2016 | 2017 | 2018 | 2019 | 2020 | JAN-MAR 2021 | APR-JUN 2021 |
|---------------------------------------------------------------------------------------------------------|------|------|------|------|------|------|------|------|------|------|------|--------------|--------------|
|  Housing | 32% | 32% | 30% | 29% | 30% | 37% | 39% | 48% | 40% | 36% | 31% | 35% | 43% |
|  Healthcare | 55% | 49% | 43% | 45% | 42% | 41% | 44% | 37% | 33% | 35% | 36% | 35% | 35% |
|  Cost of Living | 29% | 36% | 34% | 32% | 29% | 28% | 27% | 31% | 32% | 34% | 28% | 30% | 32% |
|  The Economy | 15% | 16% | 16% | 16% | 18% | 17% | 14% | 11% | 11% | 12% | 32% | 28% | 25% |
|  Environment | 12% | 10% | 8% | 9% | 8% | 9% | 9% | 9% | 12% | 23% | 22% | 22% | 21% |
| Unemployment | 10% | 11% | 16% | 19% | 25% | 25% | 21% | 19% | 14% | 12% | 31% | 25% | 19% |
| Crime | 25% | 25% | 32% | 33% | 30% | 24% | 25% | 22% | 20% | 19% | 15% | 17% | 16% |
| Poverty | 6% | 6% | 7% | 7% | 10% | 9% | 10% | 10% | 13% | 12% | 12% | 13% | 15% |
| Transport | 32% | 33% | 30% | 27% | 23% | 23% | 22% | 22% | 24% | 24% | 16% | 15% | 15% |
| Education | 17% | 14% | 17% | 20% | 20% | 18% | 19% | 16% | 15% | 15% | 13% | 12% | 13% |
| Drug Abuse | 12% | 10% | 11% | 12% | 14% | 16% | 16% | 14% | 13% | 13% | 10% | 11% | 11% |
| Population | 9% | 7% | 7% | 6% | 6% | 8% | 10% | 13% | 17% | 17% | 12% | 12% | 10% |
| Immigration | 7% | 8% | 8% | 10% | 7% | 9% | 10% | 11% | 14% | 12% | 9% | 8% | 9% |
| Personal Debt | 12% | 11% | 11% | 8% | 7% | 7% | 8% | 10% | 11% | 11% | 10% | 9% | 9% |
| Petrol Prices | 11% | 19% | 19% | 16% | 14% | 10% | 7% | 9% | 15% | 12% | 8% | 10% | 8% |
| Taxation | 6% | 6% | 5% | 5% | 6% | 7% | 6% | 6% | 6% | 5% | 5% | 5% | 7% |
| Racism | 5% | 4% | 4% | 5% | 5% | 6% | 6% | 5% | 4% | 3% | 4% | 6% | 6% |
| Indigenous Issues | 4% | 1% | 1% | 1% | 2% | 2% | 2% | 2% | 2% | 3% | 3% | 5% | 4% |
| Defence | 1% | 1% | 1% | 1% | 3% | 6% | 6% | 6% | 4% | 3% | 2% | 3% | 3% |

