



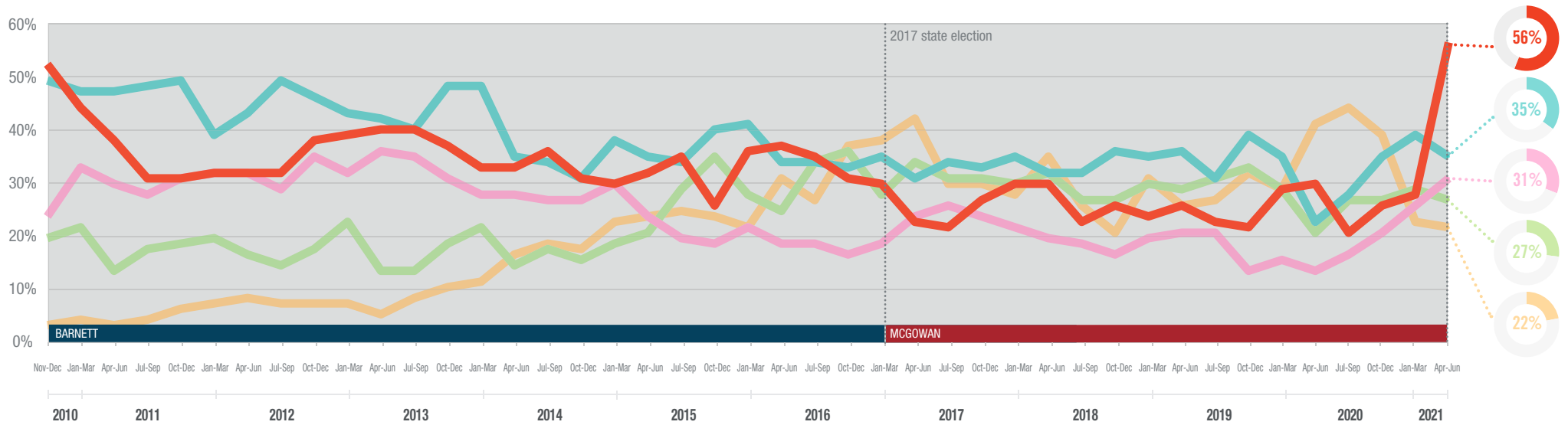
# IPSOS ISSUES MONITOR JUNE 2021

## The top issues facing Western Australia

Shaun Griffin  
Chief Operations Officer ANZ  
✉ shaun.griffin@ipsos.com  
☎ (08) 9463 0761



Each quarter we ask 300 Western Australians to select the three most important issues facing their state. The top five issues facing Western Australia between January and March 2021 are shown below. A summary of all issues facing Western Australia can be found overleaf. If you would like to know more about the Ipsos Issues Monitor, or Ipsos Public Affairs in Western Australia, please contact Shaun Griffin.



### Healthcare

APR-JUN 21 ▲ 56%  
JAN-MAR 21 ▼ 28%



### Crime

35%  
39%



### Housing

31%  
26%



### Drug Abuse

27%  
29%




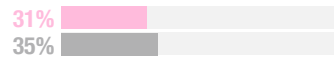
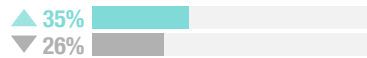
### Unemployment

22%  
23%



▲▼  
significant difference compared with most recent state election

▲▼  
significant difference compared with the rest of Australia





# IPSOS ISSUES MONITOR JUNE 2021

## The top issues facing Western Australia

Shaun Griffin  
 Chief Operations Officer ANZ  
 ✉ shaun.griffin@ipsos.com  
 ☎ (08) 9463 0761



	2010	2011	2012	2013	2014	2015	2016	2017	2018	2019	2020	JAN-MAR 2021	APR-JUN 2021
<b>Healthcare</b>	52%	36%	34%	39%	33%	31%	35%	25%	27%	24%	27%	28%	56%
<b>Crime</b>	49%	48%	44%	43%	37%	37%	36%	33%	34%	35%	31%	39%	35%
<b>Housing</b>	24%	31%	32%	33%	27%	23%	19%	23%	19%	19%	17%	26%	31%
<b>Drug Abuse</b>	20%	18%	18%	18%	18%	26%	31%	31%	29%	31%	26%	29%	27%
<b>Unemployment</b>	4%	5%	8%	9%	16%	24%	29%	35%	28%	29%	38%	23%	22%
<b>Cost of Living</b>	28%	40%	39%	38%	38%	34%	28%	31%	32%	36%	29%	24%	20%
<b>Environment</b>	24%	19%	17%	12%	9%	8%	9%	8%	11%	18%	18%	24%	19%
<b>The Economy</b>	8%	9%	11%	13%	21%	28%	31%	30%	25%	20%	31%	23%	15%
<b>Poverty</b>	7%	7%	9%	8%	10%	9%	9%	9%	11%	14%	13%	18%	15%
<b>Education</b>	13%	10%	12%	16%	19%	13%	14%	11%	12%	8%	10%	12%	13%
<b>Transport</b>	6%	12%	15%	21%	18%	18%	16%	14%	10%	10%	10%	10%	9%
<b>Personal Debt</b>	15%	12%	10%	9%	8%	8%	8%	12%	13%	12%	11%	12%	8%
<b>Petrol Prices</b>	7%	17%	14%	11%	12%	7%	6%	7%	15%	11%	7%	5%	7%
<b>Indigenous Issues</b>	5%	4%	6%	4%	3%	4%	3%	3%	3%	5%	7%	5%	6%
<b>Racism</b>	8%	5%	4%	3%	3%	4%	4%	5%	4%	4%	6%	5%	5%
<b>Immigration</b>	19%	16%	14%	11%	10%	8%	8%	8%	10%	10%	6%	2%	4%
<b>Taxation</b>	4%	5%	6%	4%	7%	8%	7%	6%	6%	7%	6%	4%	4%
<b>Population</b>	6%	3%	6%	6%	6%	5%	6%	4%	6%	5%	4%	4%	3%
<b>Defence</b>	3%	1%	2%	2%	3%	4%	3%	3%	3%	2%	3%	5%	2%

