



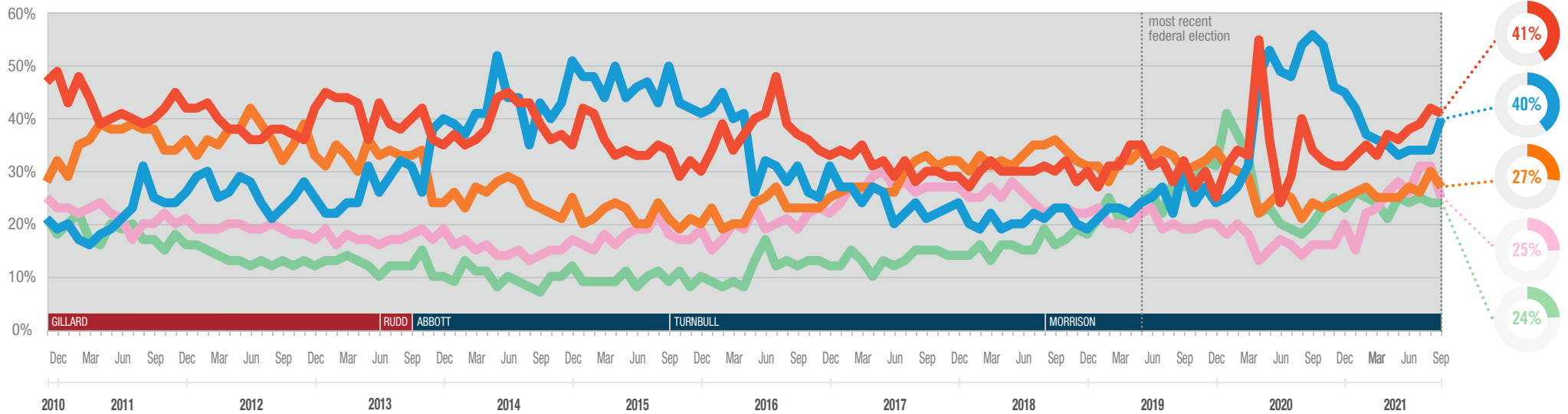
IPSOS ISSUES MONITOR SEPTEMBER 2021

The top issues facing Australia

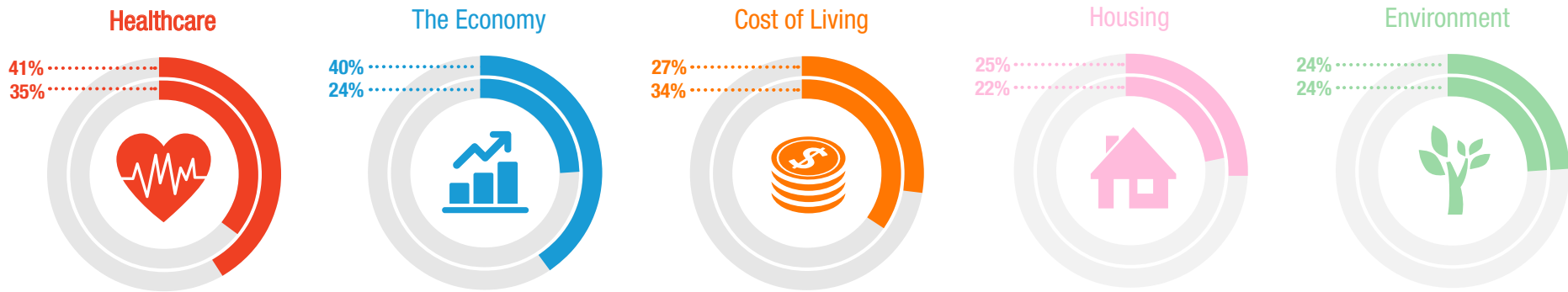
Mark Davis
Managing Director, Public Affairs, Australia and New Zealand
mark.davis@ipsos.com
(03) 9946 0826



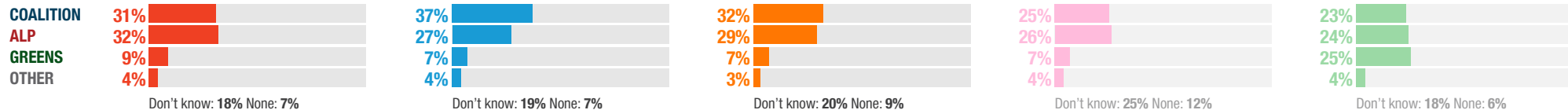
The Ipsos Issues Monitor is Australia's longest running ongoing survey of community concerns. We've checked-in with 1000 Australians' worries each and every month for more than a decade. So, what are we most concerned about, how do these worries change, and which political party do we believe is most capable of addressing these issues?



SEP 21
MAY 19



Party most capable to manage the top issues facing Australia





IPSOS ISSUES MONITOR SEPTEMBER 2021

The top issues facing Australia

Mark Davis
 Managing Director, Public Affairs, Australia and New Zealand
 mark.davis@ipsos.com
 (03) 9946 0826



	2010	2011	2012	2013	2014	2015	2016	2017	2018	2019	2020	JAN 2021	FEB 2021	MAR 2021	APR 2021	MAY 2021	JUN 2021	JUL 2021	AUG 2021	SEP 2021
Healthcare	48%	42%	39%	41%	39%	34%	38%	31%	30%	30%	34%	33%	35%	33%	37%	36%	38%	39%	42%	41%
The Economy	20%	22%	26%	29%	42%	45%	33%	24%	21%	24%	45%	42%	37%	36%	35%	33%	34%	34%	34%	40%
Cost of Living	30%	36%	36%	32%	25%	21%	23%	29%	33%	32%	25%	26%	27%	25%	25%	25%	27%	26%	30%	27%
Housing	24%	21%	19%	18%	15%	18%	20%	27%	24%	20%	17%	15%	22%	23%	26%	28%	26%	31%	31%	25%
Environment	20%	18%	13%	12%	10%	10%	12%	13%	16%	26%	25%	26%	25%	24%	21%	25%	24%	25%	24%	24%
Unemployment	10%	10%	17%	21%	26%	26%	24%	23%	18%	16%	35%	30%	29%	27%	25%	22%	24%	20%	21%	22%
Crime	26%	28%	28%	30%	24%	22%	25%	27%	27%	24%	19%	22%	21%	23%	24%	21%	21%	19%	19%	19%
Poverty	10%	10%	10%	11%	13%	12%	13%	14%	15%	16%	15%	16%	17%	18%	17%	18%	18%	16%	17%	16%
Education	15%	12%	16%	19%	20%	17%	18%	14%	13%	13%	11%	12%	13%	13%	11%	13%	13%	14%	11%	12%
Immigration	19%	23%	22%	23%	20%	20%	20%	19%	21%	19%	11%	12%	11%	9%	11%	13%	10%	10%	9%	11%
Drug Abuse	13%	12%	12%	12%	13%	16%	17%	16%	15%	14%	11%	11%	11%	12%	12%	11%	10%	11%	10%	10%
Petrol Prices	9%	15%	14%	11%	8%	4%	4%	6%	11%	9%	5%	5%	7%	8%	8%	6%	5%	7%	8%	9%
Defence	5%	4%	3%	3%	8%	16%	12%	14%	8%	7%	6%	9%	6%	7%	6%	11%	9%	11%	6%	8%
Population	10%	8%	7%	7%	6%	6%	6%	8%	13%	12%	8%	7%	7%	9%	7%	6%	8%	8%	6%	7%
Personal Debt	15%	13%	12%	9%	6%	5%	7%	10%	10%	10%	10%	9%	7%	8%	8%	8%	8%	8%	8%	7%
Indigenous Issues	4%	3%	3%	2%	2%	2%	3%	3%	3%	4%	5%	6%	6%	6%	6%	7%	6%	6%	6%	6%
Taxation	6%	7%	8%	6%	8%	10%	10%	8%	8%	7%	6%	7%	7%	8%	7%	6%	6%	5%	7%	6%
Racism	6%	6%	5%	6%	7%	8%	8%	7%	5%	5%	6%	8%	5%	7%	7%	7%	7%	5%	6%	5%
Transport	10%	10%	10%	9%	7%	7%	8%	8%	10%	9%	5%	4%	5%	5%	6%	5%	6%	6%	4%	5%

