



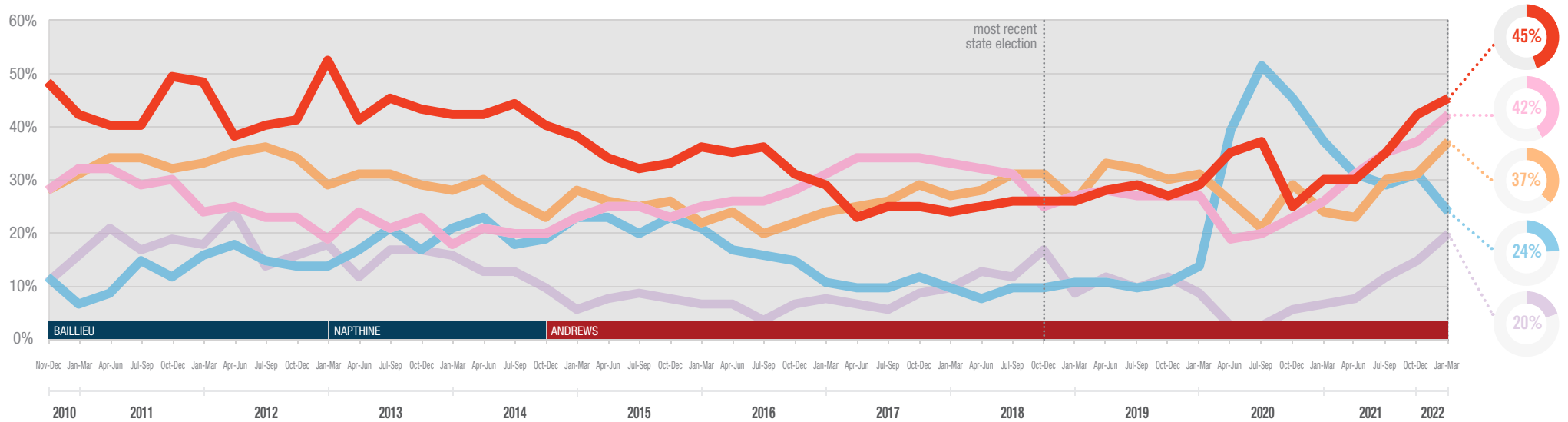
IPSOS ISSUES MONITOR MARCH 2022

The top issues facing Victoria

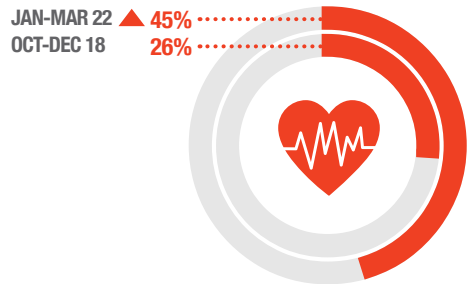
Mark Davis
Managing Director, Public Affairs, Australia and New Zealand
mark.davis@ipsos.com
(03) 9946 0826



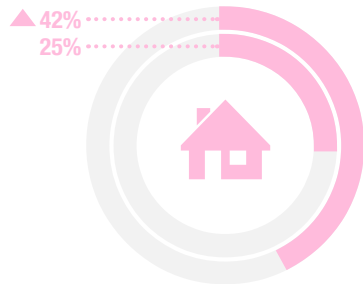
Each quarter we ask 800 Victorians to select the three most important issues facing their state. The top five issues facing Victoria between January and March 2022 are shown below. A summary of all issues facing Victoria can be found overleaf. If you would like to know more about the Ipsos Issues Monitor, or Ipsos Public Affairs in Victoria, please contact Mark Davis.



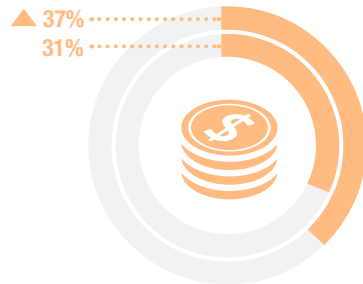
Healthcare



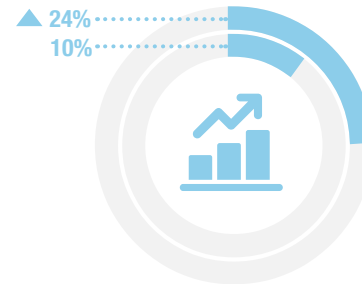
Housing



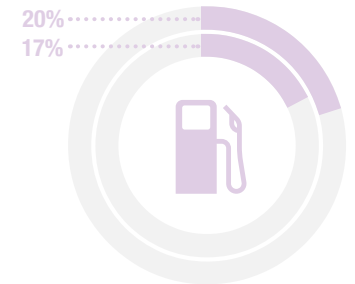
Cost of Living



The Economy

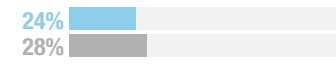
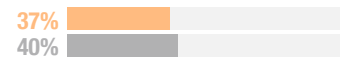
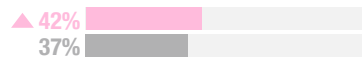


Petrol Prices



▲▼ significant difference compared with most recent state election

▲▼ significant difference compared with the rest of Australia





IPSOS ISSUES MONITOR MARCH 2022

The top issues facing Victoria

Mark Davis
 Managing Director, Public Affairs, Australia and New Zealand
 mark.davis@ipsos.com
 (03) 9946 0826



	2010	2011	2012	2013	2014	2015	2016	2017	2018	2019	2020	2021	JAN-MAR 2022
Healthcare	48%	43%	42%	45%	42%	34%	34%	25%	25%	27%	32%	34%	45%
Housing	28%	31%	24%	22%	20%	24%	26%	33%	30%	27%	22%	32%	42%
Cost of Living	28%	33%	34%	30%	27%	26%	22%	26%	29%	30%	27%	27%	37%
The Economy	12%	11%	16%	17%	20%	22%	17%	11%	10%	11%	37%	32%	24%
Petrol Prices	11%	18%	18%	16%	13%	7%	6%	7%	13%	11%	5%	10%	20%
Crime	41%	36%	29%	31%	28%	28%	36%	47%	46%	40%	28%	27%	18%
Environment	17%	13%	8%	9%	8%	9%	9%	9%	12%	18%	20%	19%	18%
Poverty	7%	8%	7%	7%	9%	10%	12%	12%	14%	15%	13%	14%	16%
Unemployment	8%	10%	23%	25%	35%	31%	24%	20%	15%	13%	36%	24%	14%
Transport	31%	32%	30%	28%	28%	28%	28%	23%	22%	25%	15%	12%	13%
Education	17%	13%	21%	21%	20%	18%	17%	13%	12%	12%	11%	12%	11%
Drug Abuse	15%	13%	13%	14%	17%	23%	23%	24%	19%	18%	12%	13%	10%
Personal Debt	11%	11%	10%	7%	6%	7%	7%	9%	10%	9%	10%	10%	7%
Population	8%	8%	7%	7%	6%	8%	8%	11%	15%	16%	12%	8%	7%
Taxation	3%	5%	5%	5%	5%	7%	7%	5%	4%	5%	4%	5%	5%
Indigenous Issues	1%	1%	1%	1%	1%	1%	2%	2%	2%	2%	3%	5%	5%
Racism	5%	6%	4%	5%	5%	5%	7%	6%	6%	6%	5%	5%	4%
Immigration	6%	8%	8%	8%	7%	8%	10%	10%	13%	10%	7%	8%	4%
Defence	2%	1%	1%	1%	2%	5%	4%	5%	4%	3%	2%	3%	2%





IPSOS ISSUES MONITOR MARCH 2022

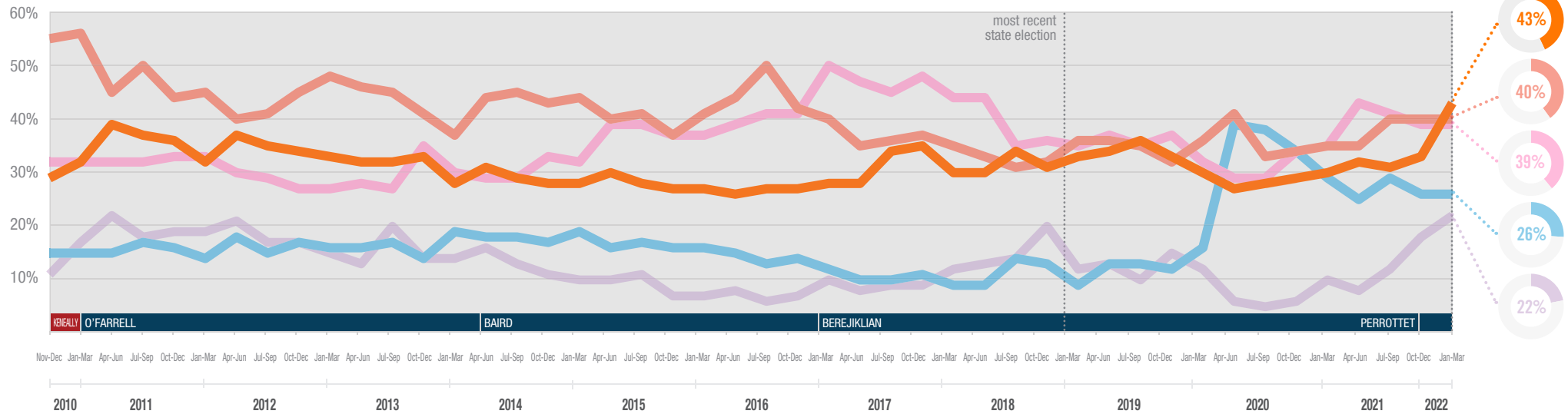
The top issues facing New South Wales

David Elliott
Head of Ipsos Public Affairs NSW
✉ david.elliott@ipsos.com
☎ (02) 9900 5159

Stuart Clark
Director
✉ stuart.clark@ipsos.com
☎ (02) 9900 5180

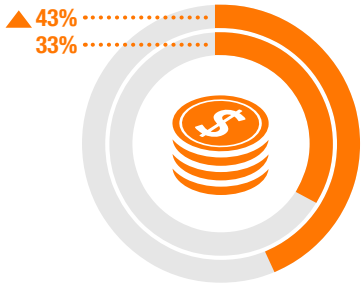


Each quarter we ask 1000 residents of New South Wales to select the three most important issues facing their state. The top five issues facing New South Wales between January and March 2022 are shown below. A summary of all issues facing New South Wales can be found overleaf. If you would like to know more about the Ipsos Issues Monitor, or Ipsos Public Affairs in New South Wales, please contact David Elliott or Stuart Clark.

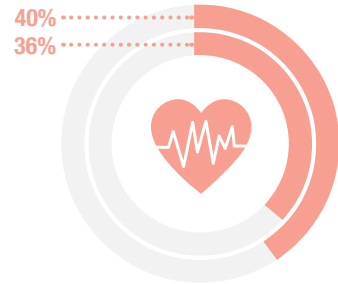


Cost of Living

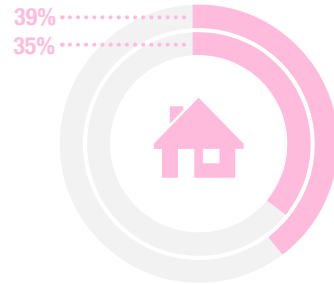
OCT-DEC 21
JAN-MAR 19



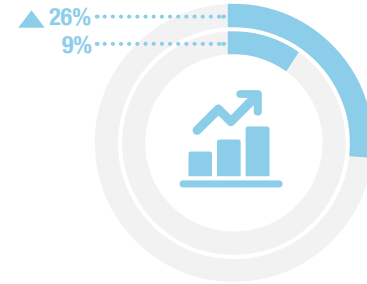
Healthcare



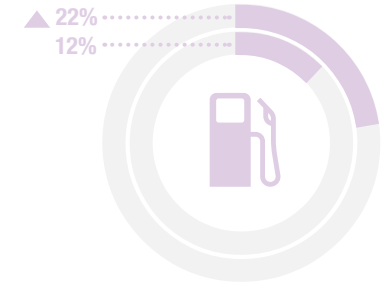
Housing



The Economy




Petrol Prices



▲▼
significant difference compared with most recent state election

▲▼
significant difference compared with the rest of Australia



This research was conducted by Ipsos, on its own behalf. 952 interviews were conducted via online panel between January and March 2022 (12-16 January n = 331 / 9-13 February n = 313 / 9-13 March n = 308) among Australian adults aged 18+. Data has been weighted to represent the adult Australian population. This research is compliant with the Australian Polling Council Quality Mark standards: <https://www.australianpollingcouncil.com/>. A long methodology disclosure statement is available here: <https://www.ipsos.com/en-au/polling-methodology-disclosure-statements>



IPSOS ISSUES MONITOR MARCH 2022

The top issues facing New South Wales

David Elliott
Head of Ipsos Public Affairs NSW
✉ david.elliott@ipsos.com
☎ (02) 9900 5159

Stuart Clark
Director
✉ stuart.clark@ipsos.com
☎ (02) 9900 5180



	2010	2011	2012	2013	2014	2015	2016	2017	2018	2019	2020	2021	JAN-MAR 2022
Cost of Living	29%	36%	34%	32%	29%	28%	27%	31%	31%	34%	28%	32%	43%
Healthcare	55%	49%	43%	45%	42%	41%	44%	37%	33%	35%	36%	38%	40%
Housing	32%	32%	30%	29%	30%	37%	40%	48%	40%	36%	31%	40%	39%
The Economy	15%	16%	16%	16%	18%	17%	14%	11%	11%	12%	32%	27%	26%
Petrol Prices	11%	19%	18%	16%	14%	10%	7%	9%	15%	12%	8%	12%	22%
Crime	25%	25%	32%	33%	30%	24%	25%	22%	20%	19%	15%	17%	17%
Environment	12%	10%	8%	9%	8%	9%	9%	9%	12%	23%	22%	20%	16%
Unemployment	10%	11%	15%	19%	25%	25%	21%	19%	14%	12%	31%	20%	14%
Poverty	6%	6%	7%	7%	10%	9%	10%	10%	13%	12%	12%	14%	12%
Transport	32%	33%	30%	27%	23%	23%	22%	22%	24%	24%	16%	13%	11%
Personal Debt	12%	11%	11%	8%	7%	7%	8%	10%	12%	11%	10%	9%	10%
Education	17%	14%	17%	20%	21%	18%	19%	16%	15%	15%	13%	13%	10%
Drug Abuse	12%	10%	11%	12%	14%	16%	16%	14%	13%	13%	10%	10%	8%
Taxation	6%	6%	5%	5%	6%	7%	6%	6%	6%	5%	5%	6%	7%
Population	9%	7%	7%	6%	6%	8%	10%	13%	17%	17%	12%	9%	7%
Racism	6%	4%	4%	5%	5%	6%	6%	5%	4%	3%	4%	5%	6%
Immigration	7%	8%	8%	10%	7%	9%	10%	11%	14%	11%	9%	7%	5%
Indigenous Issues	4%	1%	1%	1%	2%	2%	2%	2%	2%	3%	3%	4%	4%
Defence	1%	1%	1%	1%	3%	7%	5%	6%	4%	3%	2%	2%	4%





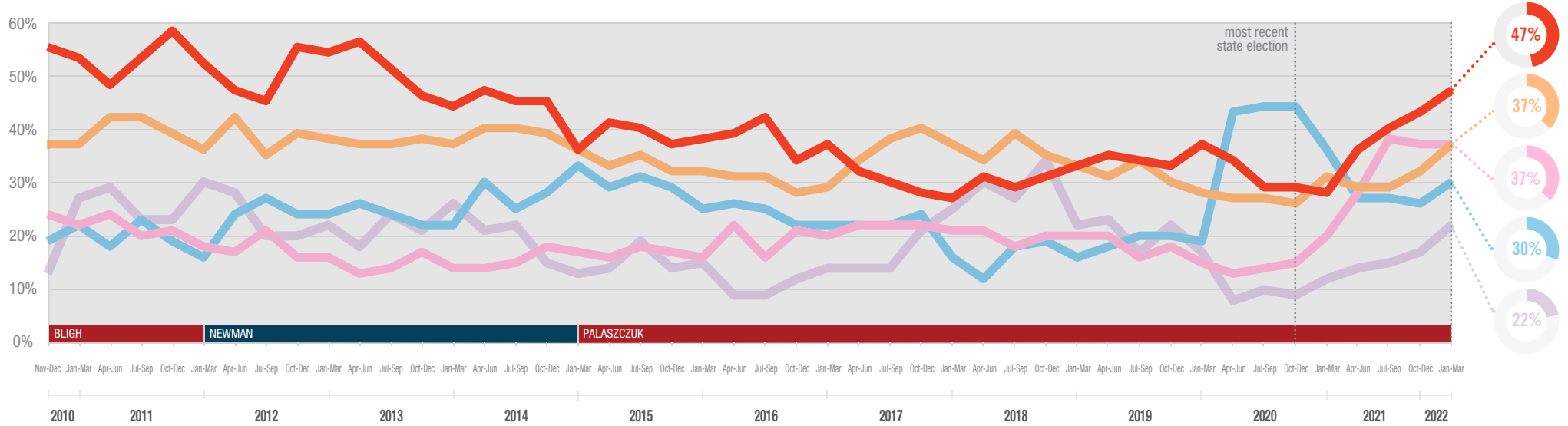
IPSOS ISSUES MONITOR MARCH 2022

The top issues facing Queensland

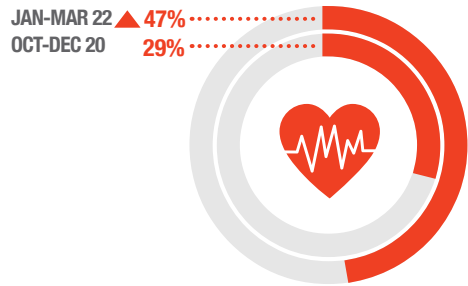
Kathy Benson
Chief Client Officer ANZ
✉ kathy.benson@ipsos.com
☎ (07) 3016 7662



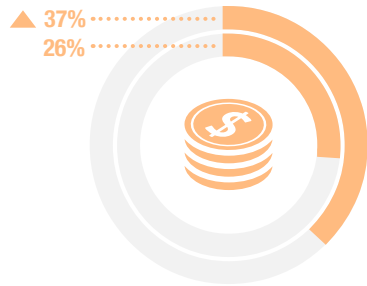
Each quarter we ask 600 Queenslanders to select the three most important issues facing their state. The top five issues facing Queensland between January and March 2022 are shown below. A summary of all issues facing Queensland can be found overleaf. If you would like to know more about the Ipsos Issues Monitor, or Ipsos Public Affairs in Queensland, please contact Kathy Benson.



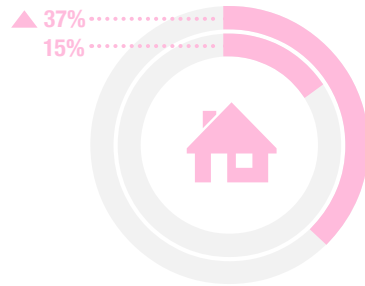
Healthcare



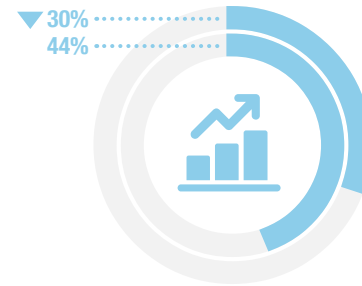
Cost of Living



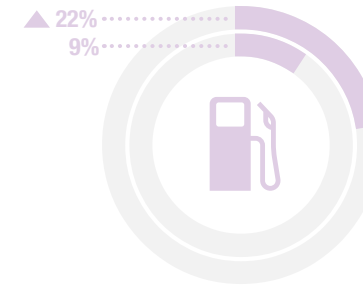
Housing



The Economy

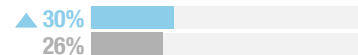



Petrol Prices



▲▼
significant difference compared with most recent state election

▲▼
significant difference compared with the rest of Australia



This research was conducted by Ipsos, on its own behalf. 619 interviews were conducted via online panel between January and March 2022 (12-16 January n = 210 / 9-13 February n = 204 / 9-13 March n = 205) among Australian adults aged 18+. Data has been weighted to represent the adult Australian population. This research is compliant with the Australian Polling Council Quality Mark standards: <https://www.australianpollingcouncil.com/>. A long methodology disclosure statement is available here: <https://www.ipsos.com/en-au/polling-methodology-disclosure-statements>



IPSOS ISSUES MONITOR MARCH 2022

The top issues facing Queensland

Kathy Benson
 Chief Client Officer ANZ
 ✉ kathy.benson@ipsos.com
 ☎ (07) 3016 7662



	2010	2011	2012	2013	2014	2015	2016	2017	2018	2019	2020	2021	JAN-MAR 2022
Healthcare	55%	53%	50%	52%	45%	38%	38%	31%	30%	34%	32%	37%	47%
Cost of Living	37%	40%	38%	37%	39%	34%	30%	35%	36%	32%	27%	31%	37%
Housing	24%	22%	18%	15%	15%	17%	19%	22%	20%	19%	14%	31%	37%
The Economy	19%	20%	23%	24%	26%	30%	24%	22%	16%	19%	38%	29%	30%
Petrol Prices	13%	25%	25%	21%	21%	15%	11%	16%	29%	21%	11%	14%	22%
Environment	13%	14%	10%	10%	9%	10%	11%	14%	13%	22%	23%	18%	19%
Crime	21%	28%	31%	33%	29%	27%	30%	27%	28%	27%	29%	29%	17%
Unemployment	13%	14%	24%	27%	33%	39%	33%	31%	26%	25%	41%	25%	14%
Poverty	9%	6%	6%	8%	9%	9%	10%	12%	11%	12%	10%	14%	13%
Education	21%	14%	17%	17%	18%	17%	16%	14%	13%	13%	12%	11%	11%
Transport	16%	18%	15%	14%	12%	14%	17%	18%	16%	18%	14%	12%	11%
Personal Debt	17%	11%	10%	10%	8%	7%	9%	9%	11%	11%	10%	8%	8%
Population	12%	7%	5%	4%	5%	3%	5%	5%	8%	7%	5%	8%	7%
Drug Abuse	10%	9%	10%	10%	10%	17%	21%	18%	18%	18%	15%	13%	7%
Taxation	4%	4%	6%	5%	6%	5%	6%	6%	5%	6%	4%	5%	5%
Immigration	6%	7%	7%	7%	6%	6%	7%	8%	10%	8%	5%	5%	4%
Indigenous Issues	5%	3%	3%	3%	3%	3%	4%	3%	3%	4%	5%	5%	4%
Racism	3%	2%	2%	3%	3%	3%	4%	5%	3%	3%	4%	5%	3%
Defence	1%	1%	1%	1%	2%	5%	3%	4%	3%	2%	1%	3%	2%



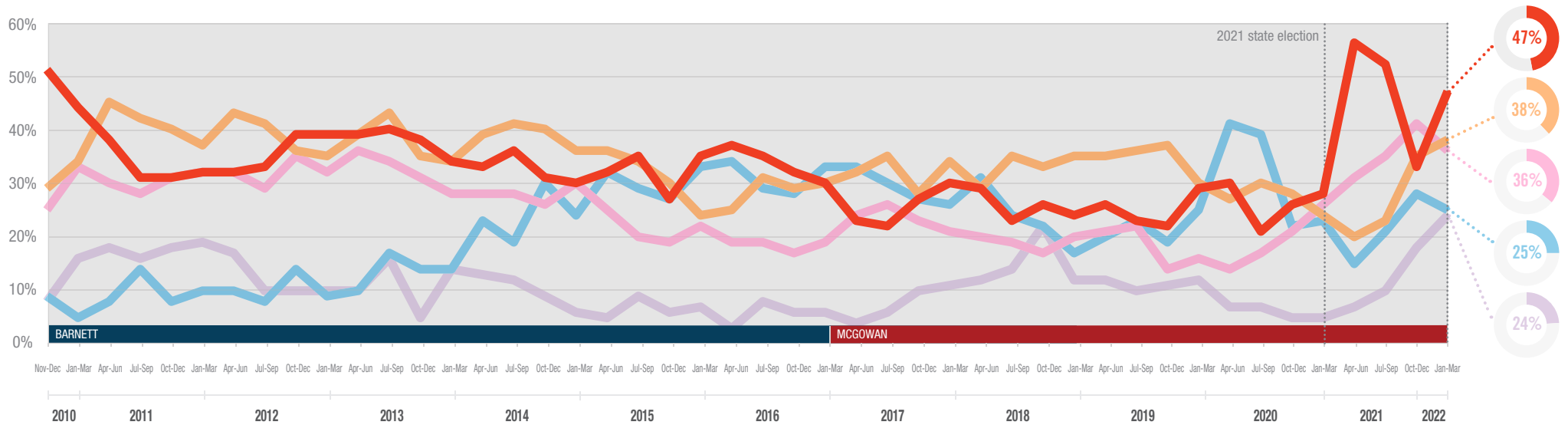
IPSOS ISSUES MONITOR MARCH 2022

The top issues facing Western Australia

Brad Hyde
Director, Perth
✉ brad.hyde@ipsos.com
☎ +61 423 418 127



Each quarter we ask 300 Western Australians to select the three most important issues facing their state. The top five issues facing Western Australia between January and March 2022 are shown below. A summary of all issues facing Western Australia can be found overleaf. If you would like to know more about the Ipsos Issues Monitor, or Ipsos Public Affairs in Western Australia, please contact Brad Hyde.



Healthcare

JAN-MAR 22 ▲ 47%
JAN-MAR 21 ▲ 28%



Cost of Living

▲ 38%
▲ 24%



Housing

▲ 36%
▲ 26%



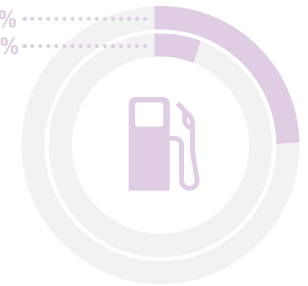
The Economy

25%
23%




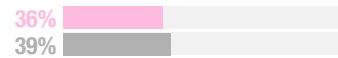
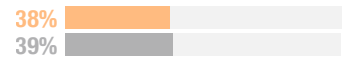
Petrol Prices

▲ 24%
▲ 5%



▲ ▼
significant difference compared with most recent state election

▲ ▼
significant difference compared with the rest of Australia





IPSOS ISSUES MONITOR MARCH 2022

The top issues facing Western Australia

Brad Hyde
Director, Perth
✉ brad.hyde@ipsos.com
☎ +61 423 418 127



	2010	2011	2012	2013	2014	2015	2016	2017	2018	2019	2020	2021	JAN-MAR 2022
Healthcare	51%	36%	34%	39%	33%	31%	35%	26%	27%	24%	27%	43%	47%
Cost of Living	29%	40%	39%	38%	38%	34%	28%	31%	32%	36%	29%	26%	38%
Housing	25%	30%	32%	33%	27%	23%	19%	23%	19%	19%	17%	33%	36%
The Economy	9%	9%	10%	13%	22%	28%	31%	30%	26%	20%	31%	22%	25%
Petrol Prices	8%	17%	14%	11%	12%	6%	6%	7%	15%	11%	7%	10%	24%
Crime	49%	48%	44%	43%	37%	36%	36%	33%	34%	35%	30%	33%	22%
Unemployment	5%	5%	8%	9%	16%	24%	29%	35%	28%	29%	38%	19%	16%
Environment	24%	19%	17%	12%	9%	8%	9%	8%	11%	18%	18%	21%	15%
Poverty	7%	7%	9%	8%	10%	9%	9%	9%	11%	15%	13%	15%	14%
Education	12%	10%	12%	16%	19%	13%	14%	11%	12%	8%	10%	10%	12%
Transport	6%	12%	15%	20%	18%	19%	16%	14%	10%	10%	10%	10%	8%
Drug Abuse	19%	18%	18%	18%	18%	26%	31%	31%	29%	31%	26%	23%	8%
Personal Debt	15%	12%	10%	9%	9%	8%	8%	12%	13%	12%	11%	11%	8%
Immigration	18%	17%	14%	11%	10%	8%	8%	8%	10%	10%	6%	4%	7%
Taxation	4%	5%	6%	4%	6%	8%	7%	6%	6%	7%	6%	5%	7%
Population	6%	3%	6%	6%	6%	5%	6%	4%	6%	5%	4%	4%	4%
Racism	8%	5%	4%	3%	3%	4%	4%	5%	4%	3%	6%	4%	3%
Defence	3%	1%	2%	2%	3%	4%	3%	3%	3%	2%	3%	3%	3%
Indigenous Issues	5%	4%	6%	4%	3%	4%	3%	3%	3%	5%	7%	5%	3%

