








IPSOS ISSUES MONITOR AUGUST 2022

The top issues facing Australia

Mark Davis
Managing Director, Public Affairs, Australia and New Zealand
✉ mark.davis@ipsos.com
☎ (03) 9946 0826



	2010	2011	2012	2013	2014	2015	2016	2017	2018	2019	2020	2021	JAN 2022	FEB 2022	MAR 2022	APR 2022	MAY 2022	JUN 2022	JUL 2022	AUG 2022
 Cost of Living	30%	36%	36%	31%	25%	21%	23%	29%	33%	32%	25%	28%	32%	40%	44%	50%	52%	58%	56%	58%
 Healthcare	48%	42%	39%	40%	39%	34%	38%	31%	30%	31%	34%	38%	48%	43%	39%	39%	39%	35%	38%	44%
 The Economy	20%	22%	26%	29%	42%	45%	33%	24%	21%	24%	45%	36%	36%	33%	32%	32%	33%	33%	31%	31%
 Housing	24%	21%	19%	18%	15%	18%	20%	27%	24%	20%	17%	27%	33%	32%	30%	32%	34%	30%	27%	30%
 Petrol Prices	8%	15%	14%	11%	7%	4%	4%	6%	11%	9%	5%	8%	12%	17%	24%	21%	20%	28%	29%	24%
Environment	20%	18%	13%	12%	10%	10%	12%	13%	16%	25%	25%	25%	21%	22%	23%	18%	19%	19%	23%	22%
Poverty	10%	10%	10%	11%	13%	12%	13%	14%	15%	16%	15%	17%	15%	17%	15%	16%	14%	14%	13%	15%
Personal Debt	15%	13%	12%	9%	6%	5%	7%	10%	10%	10%	9%	8%	9%	7%	7%	10%	9%	8%	8%	10%
Crime	27%	28%	28%	29%	24%	22%	25%	27%	27%	24%	19%	20%	16%	16%	12%	14%	11%	11%	11%	10%
Taxation	6%	7%	8%	6%	8%	10%	10%	8%	8%	7%	6%	7%	5%	8%	7%	7%	9%	6%	7%	7%
Education	15%	12%	16%	19%	20%	17%	18%	14%	13%	13%	11%	12%	9%	10%	11%	8%	7%	9%	8%	7%
Defence	5%	4%	3%	3%	8%	16%	12%	14%	8%	7%	6%	8%	7%	7%	12%	10%	12%	9%	9%	7%
Unemployment	10%	10%	17%	21%	26%	26%	24%	23%	18%	16%	35%	23%	19%	13%	12%	11%	11%	9%	9%	7%
Indigenous Issues	4%	3%	3%	2%	2%	2%	3%	3%	3%	4%	5%	6%	5%	4%	4%	5%	5%	5%	5%	5%
Population	10%	8%	7%	7%	6%	6%	6%	8%	13%	12%	8%	7%	6%	6%	6%	6%	5%	5%	4%	5%
Immigration	20%	23%	22%	23%	20%	20%	20%	19%	21%	19%	11%	10%	10%	6%	6%	6%	5%	7%	7%	5%
Drug Abuse	13%	12%	12%	12%	13%	16%	17%	16%	15%	14%	11%	10%	7%	7%	7%	5%	7%	5%	6%	5%
Transport	10%	10%	10%	9%	7%	7%	8%	8%	10%	9%	5%	5%	5%	7%	5%	5%	4%	4%	6%	4%
Racism	6%	6%	5%	6%	7%	8%	8%	7%	5%	5%	6%	6%	5%	5%	3%	4%	3%	3%	4%	3%