



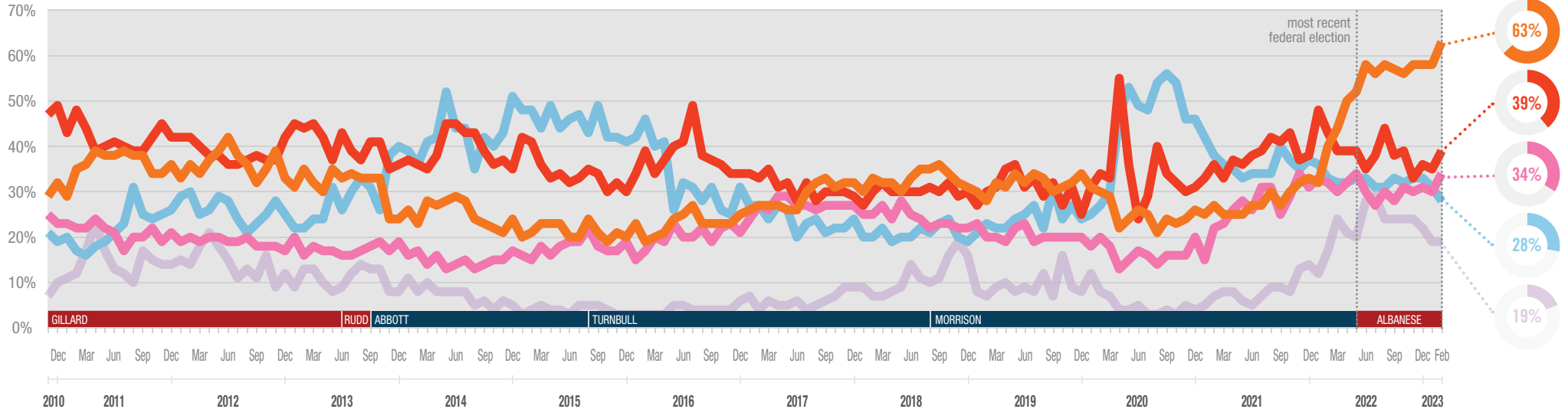
# IPSOS ISSUES MONITOR FEBRUARY 2023

## The top issues facing Australia

Mark Davis  
Managing Director, Public Affairs, Australia and New Zealand  
mark.davis@ipsos.com  
(03) 9946 0826



The Ipsos Issues Monitor is Australia's longest running ongoing survey of community concerns. We've checked-in with 1000 Australians' worries each and every month for more than a decade. So, what are we most concerned about, how do these worries change, and which political party do we believe is most capable of addressing these issues?



### Cost of Living

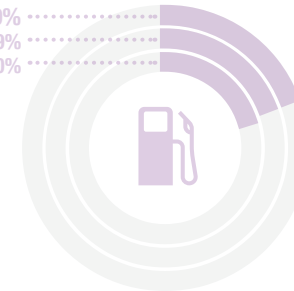
### Healthcare

### Housing

### The Economy

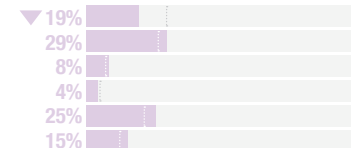
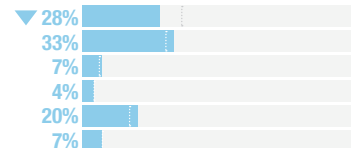
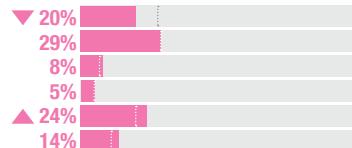
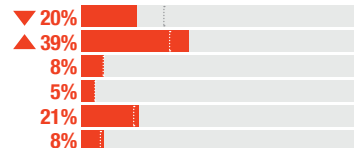
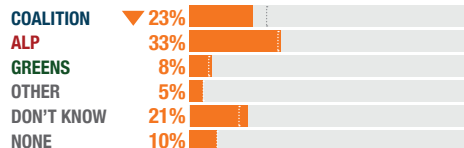
### Petrol Prices

FEB 23  
JAN 23  
MAY 22



▲▼ significant difference compared with the current month

### Party most capable to manage the top issues facing Australia



▲▼ significant difference compared with the most recent federal election



# IPSOS ISSUES MONITOR FEBRUARY 2023

## The top issues facing Australia

Mark Davis  
Managing Director, Public Affairs, Australia and New Zealand

✉ mark.davis@ipsos.com

☎ (03) 9946 0826



	2010	2011	2012	2013	2014	2015	2016	2017	2018	2019	2020	2021	JAN 2022	FEB 2022	MAR 2022	APR 2022	MAY 2022	JUN 2022	JUL 2022	AUG 2022	SEP 2022	OCT 2022	NOV 2022	DEC 2022	JAN 2023	FEB 2023
<b>Cost of Living</b>	30%	36%	36%	31%	25%	21%	23%	29%	33%	32%	25%	28%	32%	40%	44%	50%	52%	58%	56%	58%	57%	56%	58%	58%	58%	63%
<b>Healthcare</b>	48%	42%	39%	40%	39%	34%	38%	31%	30%	31%	34%	38%	48%	43%	39%	39%	39%	35%	38%	44%	38%	39%	33%	36%	35%	39%
<b>Housing</b>	24%	21%	19%	18%	15%	18%	20%	27%	24%	20%	17%	27%	33%	32%	30%	32%	34%	30%	27%	30%	28%	31%	30%	31%	30%	34%
<b>The Economy</b>	20%	22%	26%	29%	42%	45%	33%	24%	21%	24%	45%	36%	36%	33%	32%	32%	33%	33%	31%	31%	33%	32%	33%	33%	31%	28%
<b>Petrol Prices</b>	8%	15%	14%	11%	7%	4%	4%	6%	11%	9%	5%	8%	12%	17%	24%	21%	20%	28%	29%	24%	24%	24%	24%	22%	19%	19%
<b>Environment</b>	20%	18%	13%	12%	10%	10%	12%	13%	16%	25%	25%	25%	21%	22%	23%	18%	19%	19%	23%	22%	23%	20%	22%	19%	20%	18%
<b>Crime</b>	27%	28%	28%	29%	24%	22%	25%	27%	27%	24%	19%	20%	16%	16%	12%	14%	11%	11%	11%	10%	13%	13%	14%	13%	18%	17%
<b>Personal Debt</b>	15%	13%	12%	9%	6%	5%	7%	10%	10%	10%	9%	8%	9%	7%	7%	10%	9%	8%	8%	10%	10%	10%	8%	10%	11%	14%
<b>Poverty</b>	10%	10%	10%	11%	13%	12%	13%	14%	15%	16%	15%	17%	15%	17%	15%	16%	14%	14%	13%	15%	13%	14%	14%	14%	13%	13%
<b>Drug Abuse</b>	13%	12%	12%	12%	13%	16%	17%	16%	15%	14%	11%	10%	7%	7%	7%	5%	7%	5%	6%	5%	7%	7%	6%	6%	6%	7%
<b>Taxation</b>	6%	7%	8%	6%	8%	10%	10%	8%	8%	7%	6%	7%	5%	8%	7%	7%	9%	6%	7%	7%	8%	7%	7%	7%	8%	7%
<b>Unemployment</b>	10%	10%	17%	21%	26%	26%	24%	23%	18%	16%	35%	23%	19%	13%	12%	11%	11%	9%	9%	7%	7%	7%	8%	9%	7%	7%
<b>Education</b>	15%	12%	16%	19%	20%	17%	18%	14%	13%	13%	11%	12%	9%	10%	11%	8%	7%	9%	8%	7%	10%	10%	9%	7%	9%	6%
<b>Indigenous Issues</b>	4%	3%	3%	2%	2%	2%	3%	3%	3%	4%	5%	6%	5%	4%	4%	5%	5%	5%	5%	5%	4%	4%	4%	6%	5%	6%
<b>Defence</b>	5%	4%	3%	3%	8%	16%	12%	14%	8%	7%	6%	8%	7%	7%	12%	10%	12%	9%	9%	7%	7%	7%	9%	6%	6%	5%
<b>Immigration</b>	20%	23%	22%	23%	20%	20%	20%	19%	21%	19%	11%	10%	10%	6%	6%	6%	5%	7%	7%	5%	7%	6%	7%	5%	7%	5%
<b>Transport</b>	10%	10%	10%	9%	7%	7%	8%	8%	10%	9%	5%	5%	5%	7%	5%	5%	4%	4%	6%	4%	4%	5%	4%	6%	5%	5%
<b>Population</b>	10%	8%	7%	7%	6%	6%	6%	8%	13%	12%	8%	7%	6%	6%	6%	6%	5%	5%	4%	5%	5%	6%	5%	6%	7%	5%
<b>Racism</b>	6%	6%	5%	6%	7%	8%	8%	7%	5%	5%	6%	6%	5%	5%	3%	4%	3%	3%	4%	3%	4%	3%	5%	4%	5%	2%

