



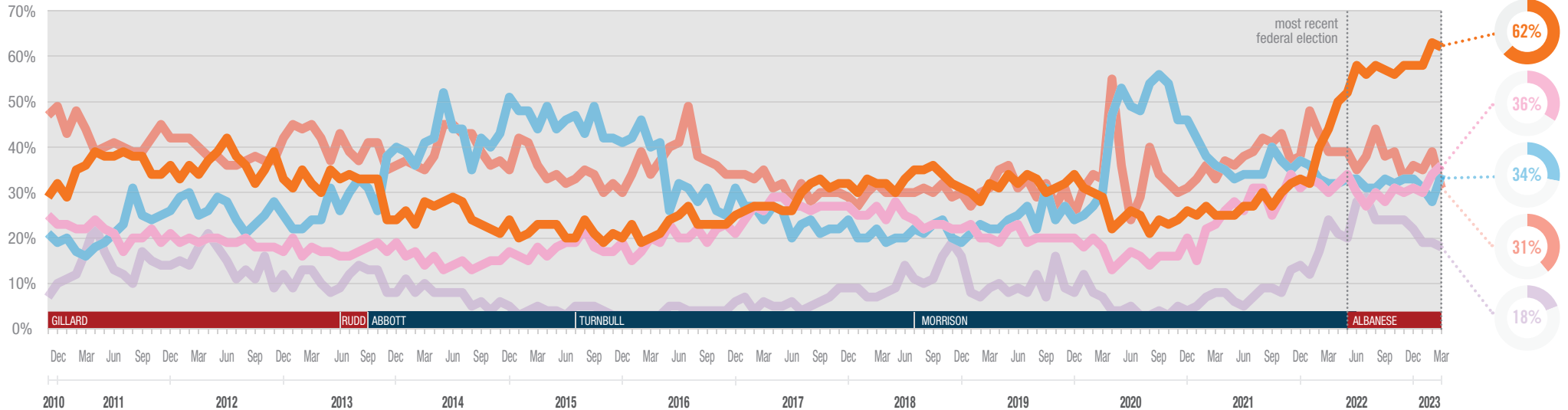
IPSOS ISSUES MONITOR MARCH 2023

The top issues facing Australia

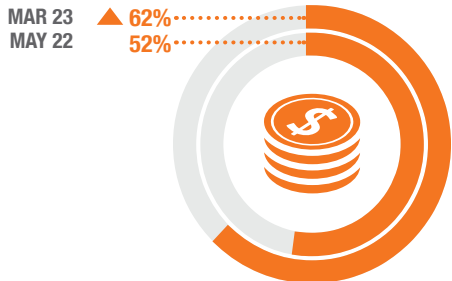
Mark Davis
Managing Director, Public Affairs, Australia and New Zealand
mark.davis@ipsos.com
(03) 9946 0826



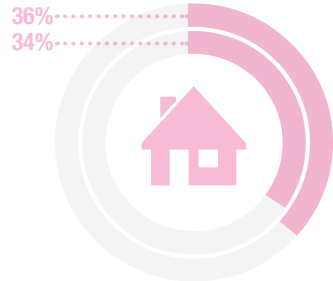
Each month we ask 1,000 Australians to select the three most important issues facing the nation. The top five issues facing Australia between January and March 2023 are shown below. A summary of all issues facing Australia can be found overleaf. If you would like to know more about the Ipsos Issues Monitor, or Ipsos Public Affairs, please contact Mark Davis.



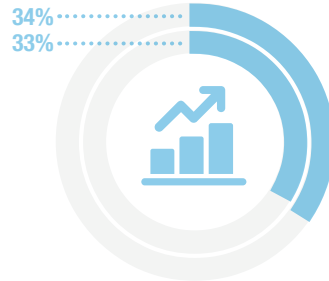
Cost of Living



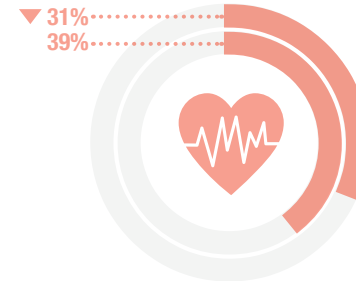
Housing



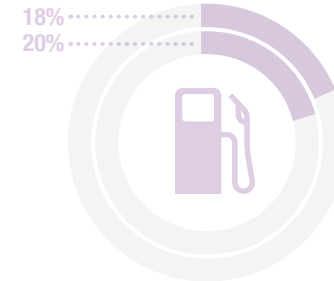
The Economy



Healthcare

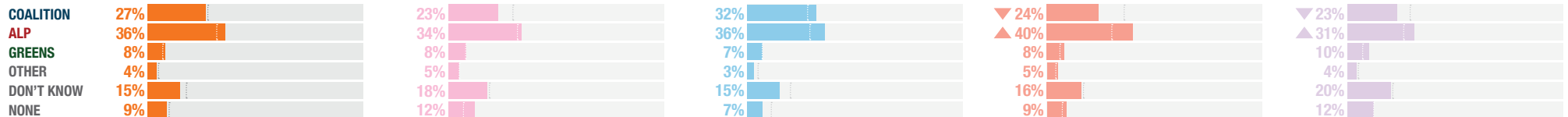


Petrol Prices



▲ significant difference compared with the current month

Party most capable to manage the top issues facing Australia



▲ significant difference compared with the most recent federal election



IPSOS ISSUES MONITOR MARCH 2023

The top issues facing Australia

Mark Davis
 Managing Director, Public Affairs, Australia and New Zealand
 mark.davis@ipsos.com
 (03) 9946 0826



	2010	2011	2012	2013	2014	2015	2016	2017	2018	2019	2020	2021	JAN 2022	FEB 2022	MAR 2022	APR 2022	MAY 2022	JUN 2022	JUL 2022	AUG 2022	SEP 2022	OCT 2022	NOV 2022	DEC 2022	JAN 2023	FEB 2023	MAR 2023	
Cost of Living	30%	36%	36%	31%	25%	21%	23%	29%	33%	32%	25%	28%	32%	40%	44%	50%	52%	58%	56%	58%	57%	56%	58%	58%	58%	63%	62%	
Housing	24%	21%	19%	18%	15%	18%	20%	27%	24%	20%	17%	27%	33%	32%	30%	32%	34%	30%	27%	30%	28%	31%	30%	31%	30%	34%	36%	
The Economy	20%	22%	26%	29%	42%	45%	33%	24%	21%	24%	45%	36%	36%	33%	32%	32%	33%	33%	31%	31%	33%	32%	33%	33%	31%	28%	34%	
Healthcare	48%	42%	39%	40%	39%	34%	38%	31%	30%	31%	34%	38%	48%	43%	39%	39%	39%	35%	38%	44%	38%	39%	33%	36%	35%	39%	31%	
Petrol Prices	8%	15%	14%	11%	7%	4%	4%	6%	11%	9%	5%	8%	12%	17%	24%	21%	20%	28%	29%	24%	24%	24%	24%	22%	19%	19%	18%	
Crime	27%	28%	28%	29%	24%	22%	25%	27%	27%	24%	19%	20%	16%	16%	12%	14%	11%	11%	11%	10%	13%	13%	14%	13%	18%	17%	15%	
Environment	20%	18%	13%	12%	10%	10%	12%	13%	16%	25%	25%	25%	21%	22%	23%	18%	19%	19%	23%	22%	23%	20%	22%	19%	20%	18%	14%	
Personal Debt	15%	13%	12%	9%	6%	5%	7%	10%	10%	10%	9%	8%	9%	7%	7%	10%	9%	8%	8%	10%	10%	10%	8%	10%	11%	14%	13%	
Poverty	10%	10%	10%	11%	13%	12%	13%	14%	15%	16%	15%	17%	15%	17%	15%	16%	14%	14%	13%	15%	13%	14%	14%	14%	14%	13%	13%	10%
Education	15%	12%	16%	19%	20%	17%	18%	14%	13%	13%	11%	12%	9%	10%	11%	8%	7%	9%	8%	7%	10%	10%	9%	7%	9%	6%	9%	
Taxation	6%	7%	8%	6%	8%	10%	10%	8%	8%	7%	6%	7%	5%	8%	7%	7%	9%	6%	7%	7%	8%	7%	7%	7%	7%	8%	7%	9%
Unemployment	10%	10%	17%	21%	26%	26%	24%	23%	18%	16%	35%	23%	19%	13%	12%	11%	11%	9%	9%	7%	7%	7%	7%	8%	9%	7%	7%	9%
Defence	5%	4%	3%	3%	8%	16%	12%	14%	8%	7%	6%	8%	7%	7%	12%	10%	12%	9%	9%	7%	7%	7%	7%	9%	6%	6%	5%	8%
Drug Abuse	13%	12%	12%	12%	13%	16%	17%	16%	15%	14%	11%	10%	7%	7%	7%	5%	7%	5%	6%	5%	7%	7%	6%	6%	6%	7%	7%	
Indigenous Issues	4%	3%	3%	2%	2%	2%	3%	3%	3%	4%	5%	6%	5%	4%	4%	5%	5%	5%	5%	5%	4%	4%	4%	6%	5%	6%	6%	
Immigration	20%	23%	22%	23%	20%	20%	20%	19%	21%	19%	11%	10%	10%	6%	6%	6%	5%	7%	7%	5%	7%	6%	7%	5%	7%	5%	5%	
Population	10%	8%	7%	7%	6%	6%	6%	8%	13%	12%	8%	7%	6%	6%	6%	6%	5%	5%	4%	5%	5%	6%	5%	6%	7%	5%	5%	
Racism	6%	6%	5%	6%	7%	8%	8%	7%	5%	5%	6%	6%	5%	5%	3%	4%	3%	3%	4%	3%	4%	3%	5%	4%	5%	2%	4%	
Transport	10%	10%	10%	9%	7%	7%	8%	8%	10%	9%	5%	5%	5%	7%	5%	5%	4%	4%	6%	4%	4%	5%	4%	6%	5%	5%	4%	

