



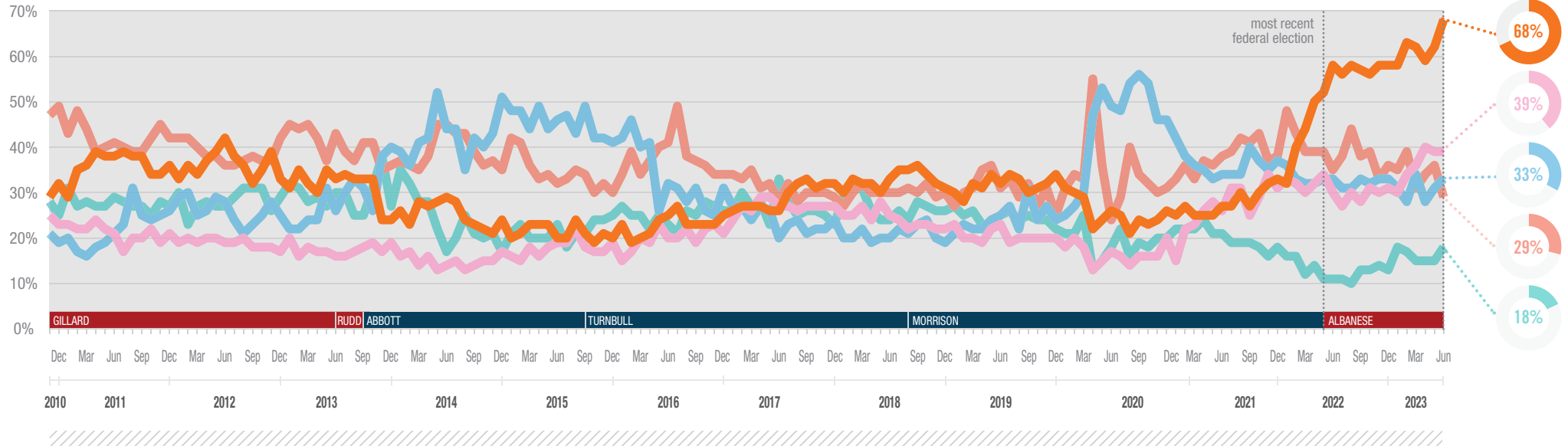
IPSOS ISSUES MONITOR JUNE 2023

The top issues facing Australia

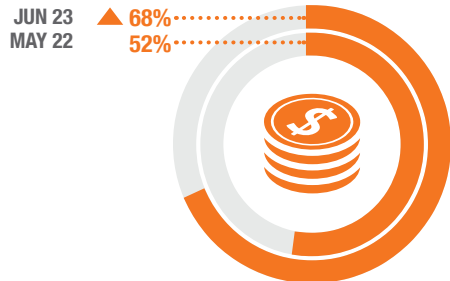
Mark Davis
Managing Director, Public Affairs, Australia and New Zealand
✉ mark.davis@ipsos.com
☎ (03) 9946 0826



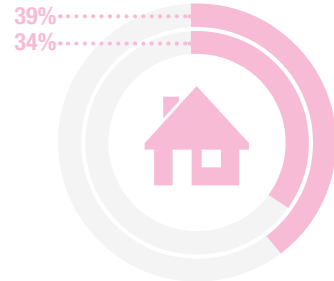
Each month we ask 1,000 Australians to select the three most important issues facing the nation. The top five issues facing Australia between April and June 2023 are shown below. A summary of all issues facing Australia can be found overleaf. If you would like to know more about the Ipsos Issues Monitor, or Ipsos Public Affairs, please contact Mark Davis.



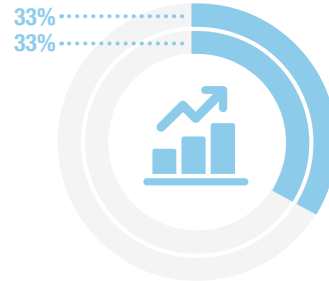
Cost of Living



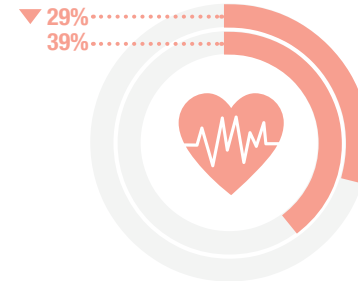
Housing



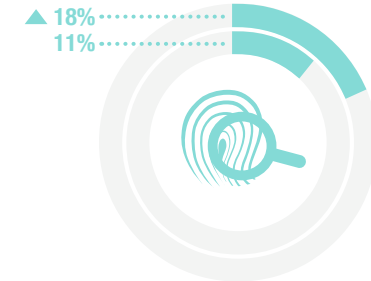
The Economy



Healthcare



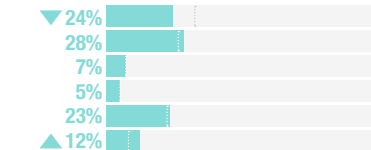
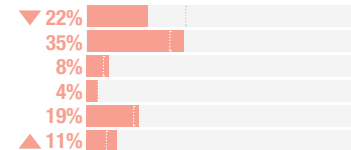
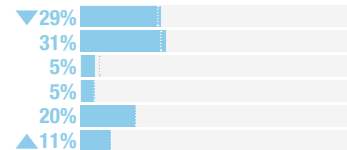
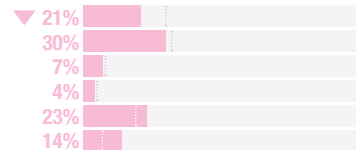
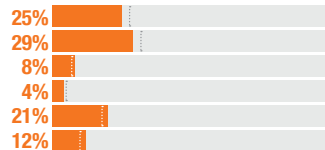
Crime



▲ ▼
significant difference compared with the current month

Party most capable to manage the top issues facing Australia

COALITION
ALP
GREENS
OTHER
DON'T KNOW
NONE



▲ ▼
significant difference compared with the most recent federal election








IPSOS ISSUES MONITOR JUNE 2023

The top issues facing Australia

Mark Davis
Managing Director, Public Affairs, Australia and New Zealand
✉ mark.davis@ipsos.com
☎ (03) 9946 0826



	2010	2011	2012	2013	2014	2015	2016	2017	2018	2019	2020	2021	2022	JAN 2023	FEB 2023	MAR 2023	APR 2023	MAY 2023	JUN 2023
 Cost of Living	30%	36%	36%	31%	25%	21%	23%	29%	33%	32%	25%	28%	52%	58%	63%	62%	59%	62%	68%
 Housing	24%	21%	19%	18%	15%	18%	20%	27%	24%	20%	17%	27%	31%	30%	34%	36%	40%	39%	39%
 The Economy	20%	22%	26%	29%	42%	45%	33%	24%	21%	24%	45%	36%	33%	31%	28%	34%	28%	31%	33%
 Healthcare	48%	42%	39%	40%	39%	34%	38%	31%	30%	31%	34%	38%	39%	35%	39%	31%	34%	36%	29%
 Crime	27%	28%	28%	29%	24%	22%	25%	27%	27%	24%	19%	20%	13%	18%	17%	15%	15%	15%	18%
Environment	20%	18%	13%	12%	10%	10%	12%	13%	16%	25%	25%	25%	21%	20%	18%	14%	16%	15%	15%
Poverty	10%	10%	10%	11%	13%	12%	13%	14%	15%	16%	15%	17%	15%	13%	13%	10%	15%	15%	14%
Petrol Prices	8%	15%	14%	11%	7%	4%	4%	6%	11%	9%	5%	8%	22%	19%	19%	18%	18%	14%	13%
Personal Debt	15%	13%	12%	9%	6%	5%	7%	10%	10%	10%	9%	8%	9%	11%	14%	13%	10%	11%	11%
Unemployment	10%	10%	17%	21%	26%	26%	24%	23%	18%	16%	35%	23%	10%	7%	7%	9%	8%	8%	8%
Taxation	6%	7%	8%	6%	8%	10%	10%	8%	8%	7%	6%	7%	7%	8%	7%	9%	8%	7%	7%
Immigration	20%	23%	22%	23%	20%	20%	20%	19%	21%	19%	11%	10%	7%	7%	5%	5%	6%	8%	7%
Population	10%	8%	7%	7%	6%	6%	6%	8%	13%	12%	8%	7%	5%	7%	5%	5%	7%	6%	6%
Drug Abuse	13%	12%	12%	12%	13%	16%	17%	16%	15%	14%	11%	10%	6%	6%	7%	7%	7%	6%	6%
Education	15%	12%	16%	19%	20%	17%	18%	14%	13%	13%	11%	12%	9%	9%	6%	9%	8%	9%	6%
Transport	10%	10%	10%	9%	7%	7%	8%	8%	10%	9%	5%	5%	5%	5%	5%	4%	4%	4%	6%
Defence	5%	4%	3%	3%	8%	16%	12%	14%	8%	7%	6%	8%	8%	6%	5%	8%	5%	6%	5%
Indigenous Issues	4%	3%	3%	2%	2%	2%	3%	3%	3%	4%	5%	6%	5%	5%	6%	6%	6%	5%	5%
Racism	6%	6%	5%	6%	7%	8%	8%	7%	5%	5%	6%	6%	4%	5%	2%	4%	4%	3%	3%

