



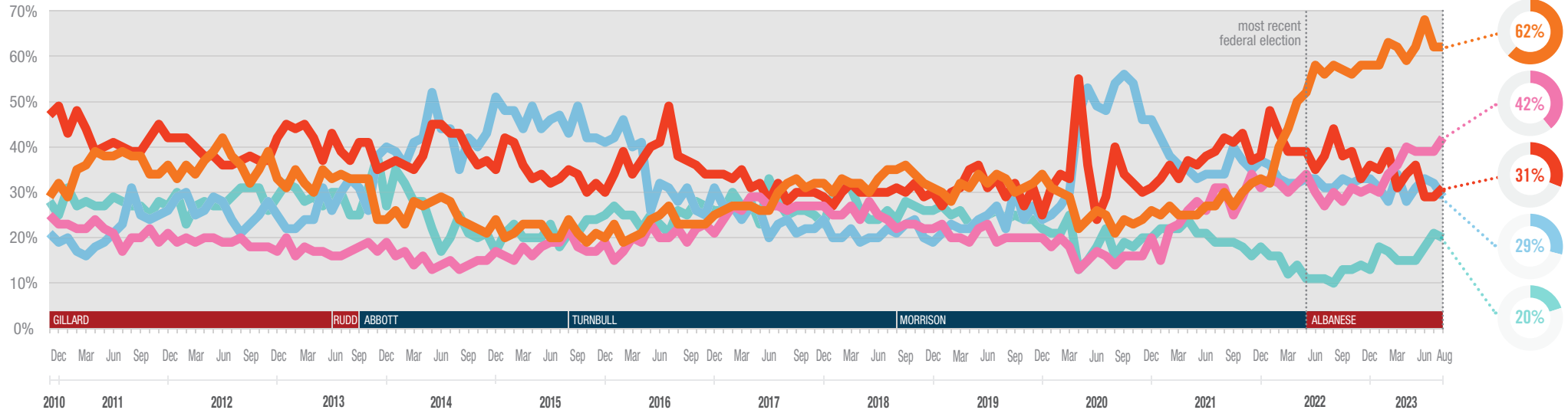
IPSOS ISSUES MONITOR AUGUST 2023

The top issues facing Australia

Mark Davis
Managing Director, Public Affairs, Australia and New Zealand
mark.davis@ipsos.com
(03) 9946 0826

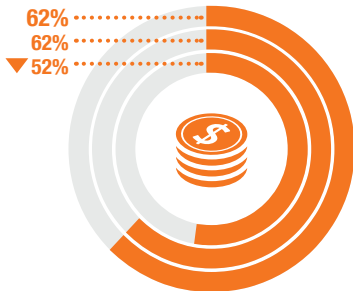


The Ipsos Issues Monitor is Australia's longest running ongoing survey of community concerns. We've checked-in with 1000 Australians' worries each and every month for more than a decade. So, what are we most concerned about, how do these worries change, and which political party do we believe is most capable of addressing these issues?

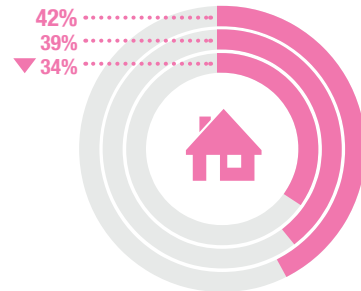


Cost of Living

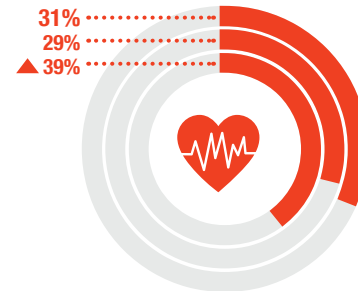
AUG 23
JUL 23
MAY 22



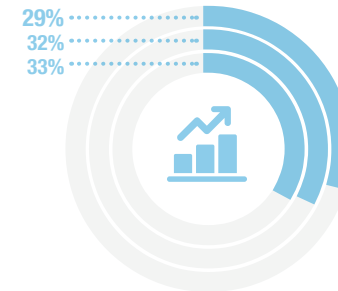
Housing



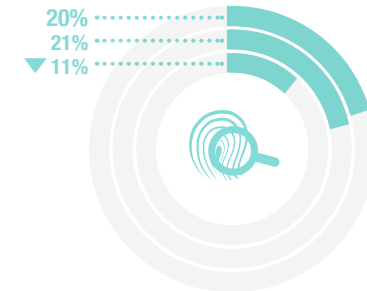
Healthcare



The Economy



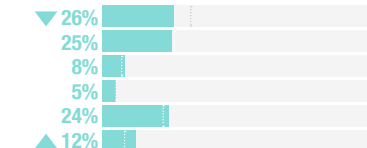
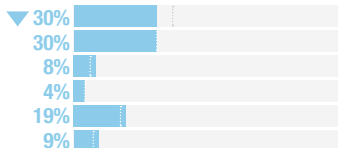
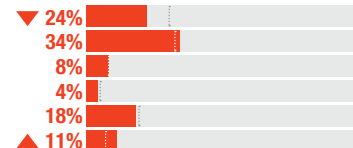
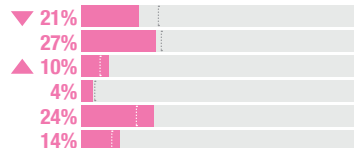
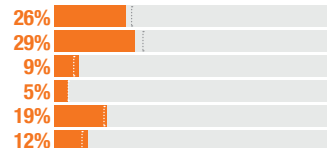
Crime



▲▼
significant
difference
compared
with the
current
month

Party most capable to manage the top issues facing Australia

COALITION
ALP
GREENS
OTHER
DON'T KNOW
NONE



▲▼
significant
difference
compared
with the
most
recent
federal
election








IPSOS ISSUES MONITOR AUGUST 2023

The top issues facing Australia

Mark Davis
Managing Director, Public Affairs, Australia and New Zealand
✉ mark.davis@ipsos.com
☎ (03) 9946 0826



	2010	2011	2012	2013	2014	2015	2016	2017	2018	2019	2020	2021	2022	JAN 2023	FEB 2023	MAR 2023	APR 2023	MAY 2023	JUN 2023	JUL 2023	AUG 2023
 Cost of Living	30%	36%	36%	31%	25%	21%	23%	29%	33%	32%	25%	28%	52%	58%	63%	62%	59%	62%	68%	62%	62%
 Housing	24%	21%	19%	18%	15%	18%	20%	27%	24%	20%	17%	27%	31%	30%	34%	36%	40%	39%	39%	39%	42%
 Healthcare	48%	42%	39%	40%	39%	34%	38%	31%	30%	31%	34%	38%	39%	35%	39%	31%	34%	36%	29%	29%	31%
 The Economy	20%	22%	26%	29%	42%	45%	33%	24%	21%	24%	45%	36%	33%	31%	28%	34%	28%	31%	33%	32%	29%
 Crime	27%	28%	28%	29%	24%	22%	25%	27%	27%	24%	19%	20%	13%	18%	17%	15%	15%	15%	18%	21%	20%
Environment	20%	18%	13%	12%	10%	10%	12%	13%	16%	25%	25%	25%	21%	20%	18%	14%	16%	15%	15%	12%	16%
Poverty	10%	10%	10%	11%	13%	12%	13%	14%	15%	16%	15%	17%	15%	13%	13%	10%	15%	15%	14%	13%	14%
Petrol Prices	8%	15%	14%	11%	7%	4%	4%	6%	11%	9%	5%	8%	22%	19%	19%	18%	18%	14%	13%	15%	13%
Personal Debt	15%	13%	12%	9%	6%	5%	7%	10%	10%	10%	9%	8%	9%	11%	14%	13%	10%	11%	11%	11%	11%
Taxation	6%	7%	8%	6%	8%	10%	10%	8%	8%	7%	6%	7%	7%	8%	7%	9%	8%	7%	7%	8%	9%
Population	10%	8%	7%	7%	6%	6%	6%	8%	13%	12%	8%	7%	5%	7%	5%	5%	7%	6%	6%	9%	8%
Education	15%	12%	16%	19%	20%	17%	18%	14%	13%	13%	11%	12%	9%	9%	6%	9%	8%	9%	6%	7%	8%
Unemployment	10%	10%	17%	21%	26%	26%	24%	23%	18%	16%	35%	23%	10%	7%	7%	9%	8%	8%	8%	10%	7%
Indigenous Issues	4%	3%	3%	2%	2%	2%	3%	3%	3%	4%	5%	6%	5%	5%	6%	6%	6%	5%	5%	6%	6%
Immigration	20%	23%	22%	23%	20%	20%	20%	19%	21%	19%	11%	10%	7%	7%	5%	5%	6%	8%	7%	6%	6%
Drug Abuse	13%	12%	12%	12%	13%	16%	17%	16%	15%	14%	11%	10%	6%	6%	7%	7%	7%	6%	6%	7%	5%
Defence	5%	4%	3%	3%	8%	16%	12%	14%	8%	7%	6%	8%	8%	6%	5%	8%	5%	6%	5%	4%	5%
Transport	10%	10%	10%	9%	7%	7%	8%	8%	10%	9%	5%	5%	5%	5%	5%	4%	4%	4%	6%	6%	4%
Racism	6%	6%	5%	6%	7%	8%	8%	7%	5%	5%	6%	6%	4%	5%	2%	4%	4%	3%	3%	3%	3%

