



IPSOS ISSUES MONITOR SEPTEMBER 2023

The top issues facing Australia

Mark Davis

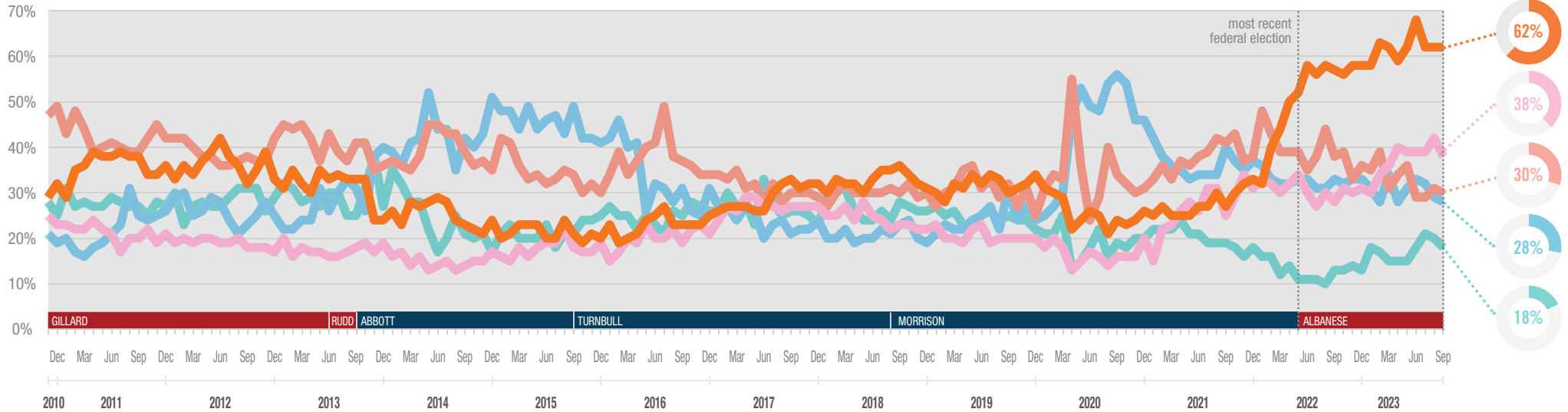
Managing Director, Public Affairs, Australia and New Zealand

mark.davis@ipsos.com

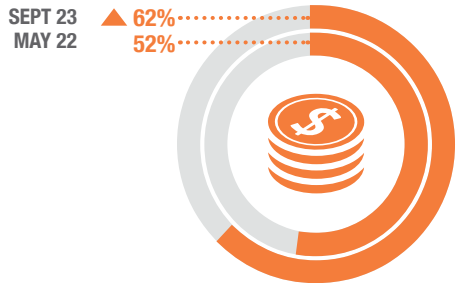
(03) 9946 0826



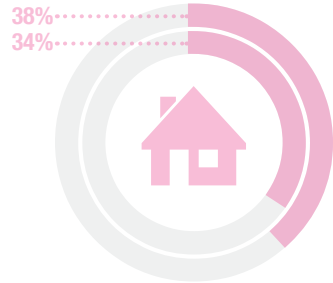
Each month we ask 1,000 Australians to select the three most important issues facing the nation. The top five issues facing Australia between July and September 2023 are shown below. A summary of all issues facing Australia can be found overleaf. If you would like to know more about the Ipsos Issues Monitor, or Ipsos Public Affairs, please contact Mark Davis.



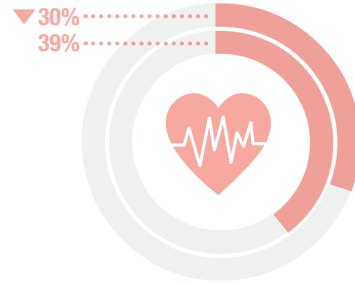
Cost of Living



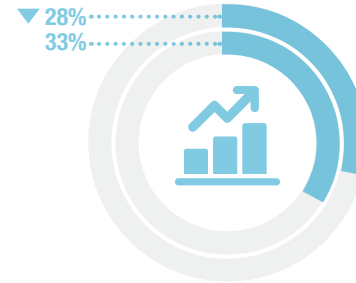
Housing



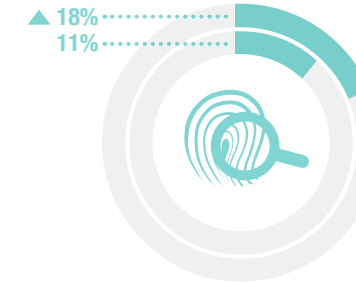
Healthcare



The Economy

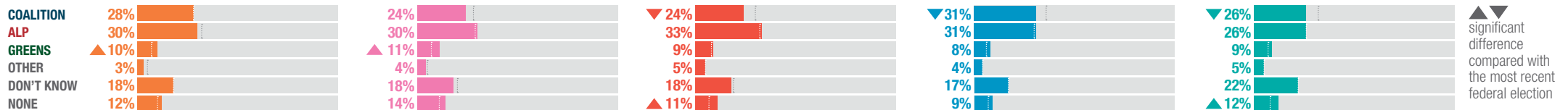


Crime



▲ ▼ significant difference compared with the most recent federal election

Party most capable to manage the top issues facing Australia



▲ ▼ significant difference compared with the most recent federal election

This research was conducted by Ipsos, on its own behalf. Approx 1,000 interviews per month were conducted via online panel between July and September 2023 (5 - 9 July n = 1000 / 2 - 4 August n = 1000 / 5- 7 September n = 1000) among Australian adults aged 18+.
Data has been weighted to represent the adult Australian population. This research is compliant with the Australian Polling Council Quality Mark standards: <https://www.australianpollingcouncil.com/>.
A long methodology disclosure statement is available here: <https://www.ipsos.com/en-au/polling-methodology-disclosure-statements>



IPSOS ISSUES MONITOR SEPTEMBER 2023

The top issues facing Australia

Mark Davis

Managing Director, Public Affairs, Australia and New Zealand

✉ mark.davis@ipsos.com

☎ (03) 9946 0826



	2010	2011	2012	2013	2014	2015	2016	2017	2018	2019	2020	2021	2022	JAN 2023	FEB 2023	MAR 2023	APR 2023	MAY 2023	JUN 2023	JUL 2023	AUG 2023	SEP 2023
Cost of Living	30%	36%	36%	31%	25%	21%	23%	29%	33%	32%	25%	28%	52%	58%	63%	62%	59%	62%	68%	62%	62%	62%
Housing	24%	21%	19%	18%	15%	18%	20%	27%	24%	20%	17%	27%	31%	30%	34%	36%	40%	39%	39%	39%	42%	38%
Healthcare	48%	42%	39%	40%	39%	34%	38%	31%	30%	31%	34%	38%	39%	35%	39%	31%	34%	36%	29%	29%	31%	30%
The Economy	20%	22%	26%	29%	42%	45%	33%	24%	21%	24%	45%	36%	33%	31%	28%	34%	28%	31%	33%	32%	29%	28%
Crime	27%	28%	28%	29%	24%	22%	25%	27%	27%	24%	19%	20%	13%	18%	17%	15%	15%	15%	18%	21%	20%	18%
Environment	20%	18%	13%	12%	10%	10%	12%	13%	16%	25%	25%	25%	21%	20%	18%	14%	16%	15%	15%	12%	16%	18%
Petrol Prices	8%	15%	14%	11%	7%	4%	4%	6%	11%	9%	5%	8%	22%	19%	19%	18%	18%	14%	13%	15%	13%	17%
Poverty	10%	10%	10%	11%	13%	12%	13%	14%	15%	16%	15%	17%	15%	13%	13%	10%	15%	15%	14%	13%	14%	16%
Personal Debt	15%	13%	12%	9%	6%	5%	7%	10%	10%	10%	9%	8%	9%	11%	14%	13%	10%	11%	11%	11%	11%	10%
Unemployment	10%	10%	17%	21%	26%	26%	24%	23%	18%	16%	35%	23%	10%	7%	7%	9%	8%	8%	8%	10%	7%	9%
Taxation	6%	7%	8%	6%	8%	10%	10%	8%	8%	7%	6%	7%	7%	8%	7%	9%	8%	7%	7%	8%	9%	7%
Drug Abuse	13%	12%	12%	12%	13%	16%	17%	16%	15%	14%	11%	10%	6%	6%	7%	7%	7%	6%	6%	7%	5%	7%
Population	10%	8%	7%	7%	6%	6%	6%	8%	13%	12%	8%	7%	5%	7%	5%	5%	7%	6%	6%	9%	8%	7%
Indigenous Issues	4%	3%	3%	2%	2%	2%	3%	3%	3%	4%	5%	6%	5%	5%	6%	6%	6%	5%	5%	6%	6%	7%
Education	15%	12%	16%	19%	20%	17%	18%	14%	13%	13%	11%	12%	9%	9%	6%	9%	8%	9%	6%	7%	8%	7%
Transport	10%	10%	10%	9%	7%	7%	8%	8%	10%	9%	5%	5%	5%	5%	5%	4%	4%	4%	6%	6%	4%	5%
Defence	5%	4%	3%	3%	8%	16%	12%	14%	8%	7%	6%	8%	8%	6%	5%	8%	5%	6%	5%	4%	5%	5%
Immigration	20%	23%	22%	23%	20%	20%	20%	19%	21%	19%	11%	10%	7%	7%	5%	5%	6%	8%	7%	6%	6%	5%
Racism	6%	6%	5%	6%	7%	8%	8%	7%	5%	5%	6%	6%	4%	5%	2%	4%	4%	3%	3%	3%	3%	4%

