



IPSOS ISSUES MONITOR SEPTEMBER 2023

The top issues facing Victoria

Mark Davis

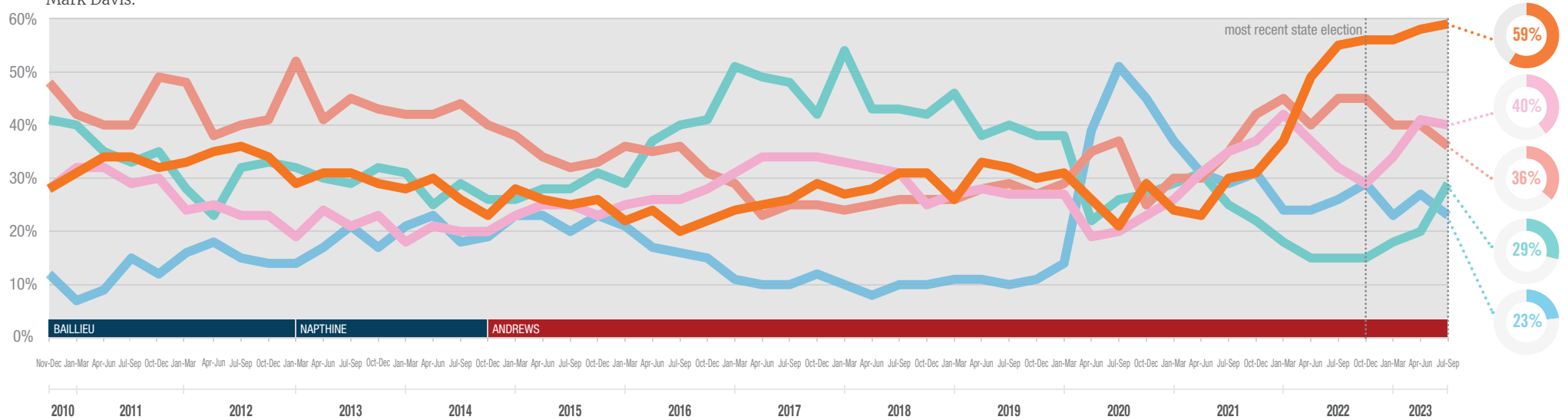
Managing Director, Public Affairs, Australia and New Zealand

✉ mark.davis@ipsos.com

☎ (03) 9946 0826

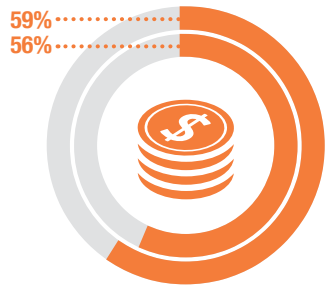


Each quarter we ask 800 Victorians to select the three most important issues facing their state. The top five issues facing Victoria July and September 2023 are shown below. A summary of all issues facing Victoria can be found overleaf. If you would like to know more about the Ipsos Issues Monitor, or Ipsos Public Affairs in Victoria, please contact Mark Davis.

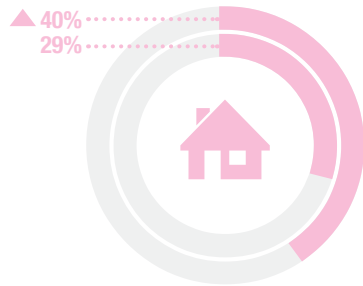


Cost of Living

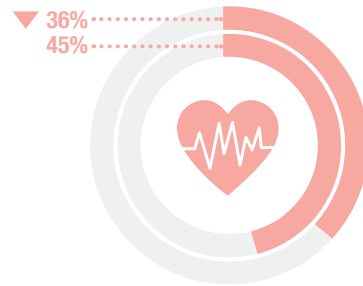
JUL-SEP 23
OCT-DEC 22



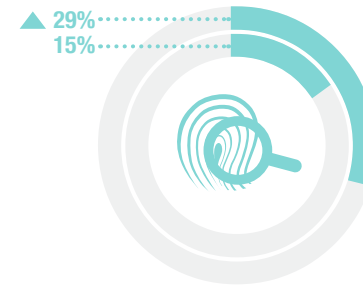
Housing



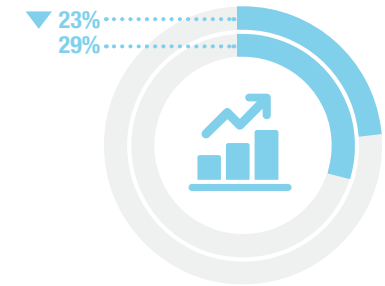
Healthcare



Crime



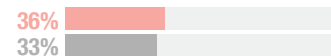
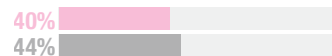
The Economy



▲▼
significant difference compared with most recent state election

▲▼
significant difference compared with the rest of Australia

VIC
REST OF AUSTRALIA





IPSOS ISSUES MONITOR SEPTEMBER 2023

The top issues facing Victoria

Mark Davis

Managing Director, Public Affairs, Australia and New Zealand

✉ mark.davis@ipsos.com

☎ (03) 9946 0826



	2010	2011	2012	2013	2014	2015	2016	2017	2018	2019	2020	2021	JAN-MAR 2022	APR-JUN 2022	JUL-SEP 2022	OCT-DEC 2022	JAN-MAR 2023	APR-JUN 2023	JUL-SEP 2023
Cost of Living	28%	33%	34%	30%	27%	26%	22%	26%	29%	30%	27%	27%	37%	49%	55%	56%	56%	58%	59%
Housing	28%	31%	24%	22%	20%	24%	26%	33%	30%	27%	22%	32%	42%	37%	32%	29%	34%	41%	40%
Healthcare	48%	43%	42%	45%	42%	34%	34%	25%	25%	27%	32%	34%	45%	40%	45%	45%	40%	40%	36%
Crime	41%	36%	29%	31%	28%	28%	36%	47%	46%	40%	28%	27%	18%	15%	15%	15%	18%	20%	29%
The Economy	12%	11%	16%	17%	20%	22%	17%	11%	10%	11%	37%	32%	24%	24%	26%	29%	23%	27%	23%
Environment	17%	13%	8%	9%	8%	9%	9%	9%	12%	18%	20%	19%	18%	14%	17%	16%	16%	13%	15%
Petrol Prices	11%	18%	18%	16%	13%	7%	6%	7%	13%	11%	5%	10%	20%	30%	28%	24%	20%	14%	14%
Transport	31%	32%	30%	28%	28%	28%	28%	23%	22%	25%	15%	12%	13%	9%	10%	8%	10%	7%	11%
Poverty	7%	8%	7%	7%	9%	10%	12%	12%	14%	15%	13%	14%	16%	15%	13%	13%	12%	13%	11%
Education	17%	13%	21%	21%	20%	18%	17%	13%	12%	12%	11%	12%	11%	11%	9%	10%	10%	8%	10%
Personal Debt	11%	11%	10%	7%	6%	7%	7%	9%	10%	9%	10%	10%	7%	10%	9%	10%	11%	13%	10%
Unemployment	8%	10%	23%	25%	35%	31%	24%	20%	15%	13%	36%	24%	14%	12%	7%	9%	10%	8%	8%
Drug Abuse	15%	13%	13%	14%	17%	23%	23%	24%	19%	18%	12%	13%	10%	7%	6%	6%	10%	9%	8%
Taxation	3%	5%	5%	5%	5%	7%	7%	5%	4%	5%	4%	5%	5%	5%	5%	5%	8%	5%	8%
Population	8%	8%	7%	7%	6%	8%	8%	11%	15%	16%	12%	8%	7%	6%	5%	8%	5%	8%	7%
Immigration	6%	8%	8%	8%	7%	8%	10%	10%	13%	10%	7%	8%	4%	6%	6%	5%	6%	6%	4%
Racism	5%	6%	4%	5%	5%	5%	7%	6%	6%	6%	5%	5%	4%	4%	5%	4%	4%	3%	3%
Indigenous Issues	1%	1%	1%	1%	1%	1%	2%	2%	2%	2%	3%	5%	5%	4%	4%	5%	5%	3%	3%
Defence	2%	1%	1%	1%	2%	5%	4%	5%	4%	3%	2%	3%	2%	3%	3%	2%	3%	2%	1%



IPSOS ISSUES MONITOR SEPTEMBER 2023

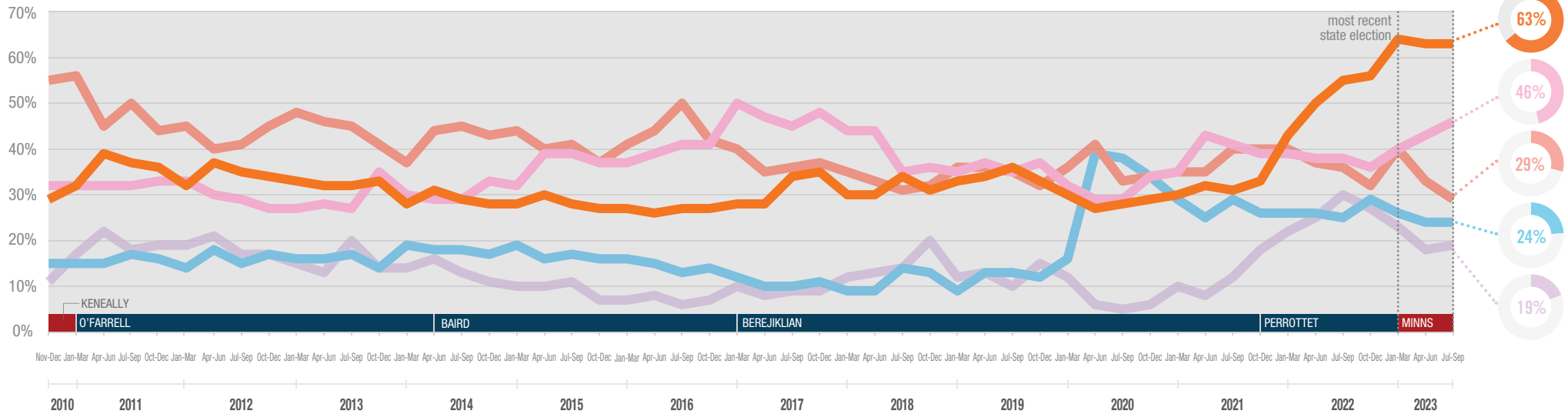
The top issues facing New South Wales

David Elliott
Deputy Managing Director PA ANZ
✉ david.elliott@ipsos.com
☎ +61 404 465 029

Stuart Clark
Director
✉ stuart.clark@ipsos.com
☎ (02) 9900 5180

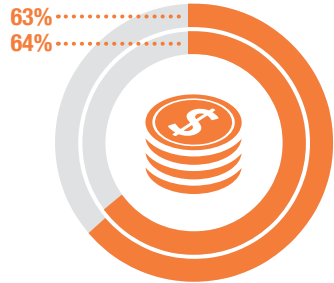


Each quarter we ask 1000 residents of New South Wales to select the three most important issues facing their state. The top five issues facing New South Wales between July and September 2023 are shown below. A summary of all issues facing New South Wales can be found overleaf. If you would like to know more about the Ipsos Issues Monitor, or Ipsos Public Affairs in New South Wales, please contact David Elliott or Stuart Clark.

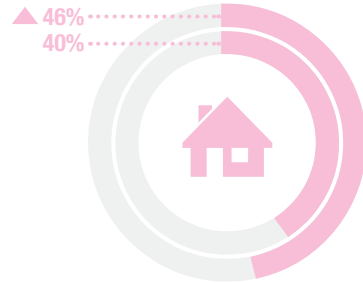


Cost of Living

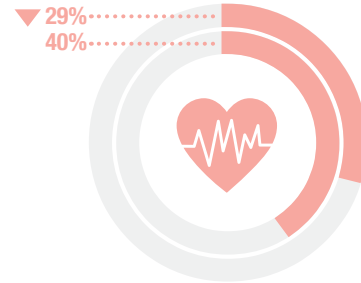
JUL-SEP 23
JAN-MAR 23



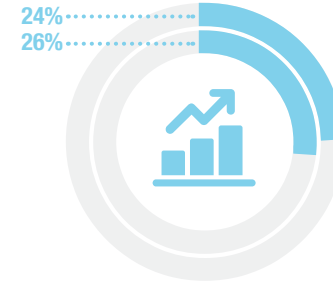
Housing



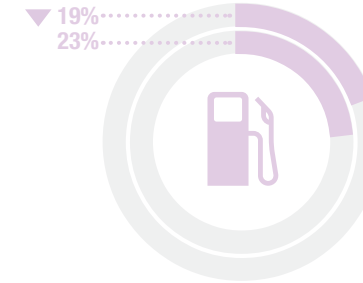
Healthcare



The Economy



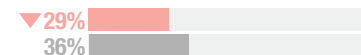
Petrol Prices



▲▼
significant difference compared with most recent state election

▲▼
significant difference compared with the rest of Australia

NSW
REST OF
AUSTRALIA





IPSOS ISSUES MONITOR SEPTEMBER 2023

The top issues facing New South Wales

David Elliott
Deputy Managing Director PA ANZ
✉ david.elliott@ipsos.com
☎ (07) 3016 7662

Stuart Clark
Director
✉ stuart.clark@ipsos.com
☎ +61 404 465 029



	2010	2011	2012	2013	2014	2015	2016	2017	2018	2019	2020	2021	JAN-MAR 2022	APR-JUN 2022	JUL-SEP 2022	OCT-DEC 2022	JAN-MAR 2023	APR-JUN 2023	JUL-SEP 2023
Cost of Living	29%	36%	34%	32%	29%	28%	27%	31%	31%	34%	28%	32%	43%	50%	55%	56%	64%	63%	63%
Housing	32%	32%	30%	29%	30%	37%	40%	48%	40%	36%	31%	40%	39%	38%	38%	36%	40%	43%	46%
Healthcare	55%	49%	43%	45%	42%	41%	44%	37%	33%	35%	36%	38%	40%	37%	36%	32%	40%	33%	29%
The Economy	15%	16%	16%	16%	18%	17%	14%	11%	11%	12%	32%	27%	26%	26%	25%	29%	26%	24%	24%
Petrol Prices	11%	19%	18%	16%	14%	10%	7%	9%	15%	12%	8%	12%	22%	25%	30%	27%	23%	18%	19%
Poverty	6%	6%	7%	7%	10%	9%	10%	10%	13%	12%	12%	14%	12%	12%	11%	13%	10%	13%	13%
Environment	12%	10%	8%	9%	8%	9%	9%	9%	12%	23%	22%	20%	16%	17%	18%	18%	15%	14%	13%
Crime	25%	25%	32%	33%	30%	24%	25%	22%	20%	19%	15%	17%	17%	13%	8%	8%	11%	9%	11%
Transport	32%	33%	30%	27%	23%	23%	22%	22%	24%	24%	16%	13%	11%	10%	14%	12%	9%	11%	11%
Personal Debt	12%	11%	11%	8%	7%	7%	8%	10%	12%	11%	10%	9%	10%	11%	11%	10%	10%	12%	10%
Unemployment	10%	11%	15%	19%	25%	25%	21%	19%	14%	12%	31%	20%	14%	12%	9%	10%	8%	10%	9%
Population	9%	7%	7%	6%	6%	8%	10%	13%	17%	17%	12%	9%	7%	6%	8%	8%	7%	8%	9%
Education	17%	14%	17%	20%	21%	18%	19%	16%	15%	15%	13%	13%	10%	11%	11%	11%	11%	11%	9%
Taxation	6%	6%	5%	5%	6%	7%	6%	6%	6%	5%	5%	6%	7%	8%	6%	7%	6%	8%	8%
Drug Abuse	12%	10%	11%	12%	14%	16%	16%	14%	13%	13%	10%	10%	8%	6%	6%	7%	6%	6%	7%
Immigration	7%	8%	8%	10%	7%	9%	10%	11%	14%	11%	9%	7%	5%	6%	4%	5%	5%	6%	6%
Indigenous Issues	4%	1%	1%	1%	2%	2%	2%	2%	2%	3%	3%	4%	4%	4%	4%	4%	4%	5%	6%
Racism	6%	4%	4%	5%	5%	6%	6%	5%	4%	3%	4%	5%	6%	5%	3%	4%	3%	3%	4%
Defence	1%	1%	1%	1%	3%	7%	5%	6%	4%	3%	2%	2%	4%	4%	3%	3%	3%	3%	3%



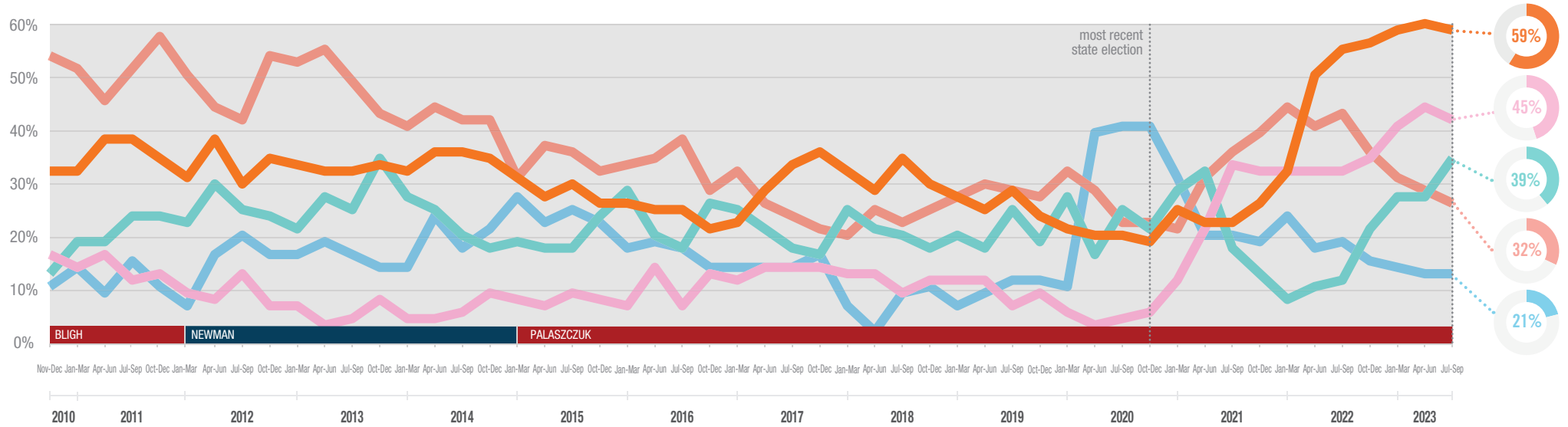
IPSOS ISSUES MONITOR SEPTEMBER 2023

The top issues facing Queensland

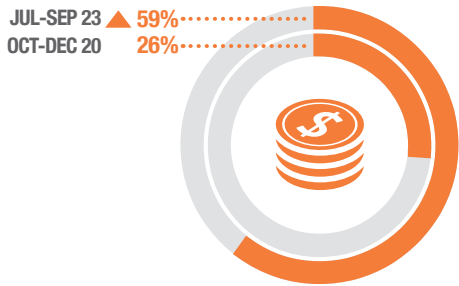
David Elliott
Deputy Managing Director PA ANZ
david.elliott@ipsos.com
+61 404 465 029



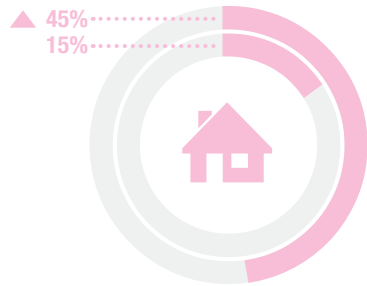
Each quarter we ask 600 Queenslanders to select the three most important issues facing their state. The top five issues facing Queensland between July and September 2023 are shown below. A summary of all issues facing Queensland can be found overleaf. If you would like to know more about the Ipsos Issues Monitor, or Ipsos Public Affairs in Queensland, please contact David Elliot.



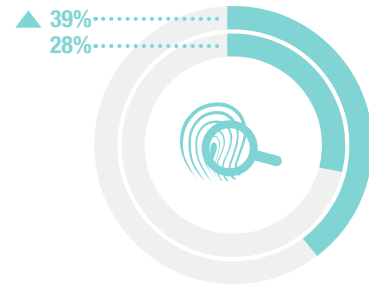
Cost of Living



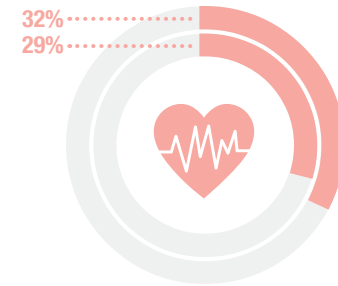
Housing



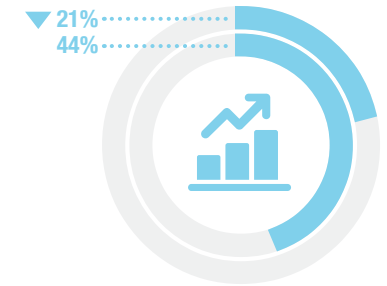
Crime



Healthcare


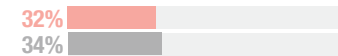
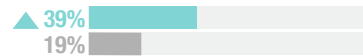


The Economy



▲▼
significant difference compared with most recent state election

▲▼
significant difference compared with the rest of Australia



This research was conducted by Ipsos, on its own behalf. 594 interviews were conducted via online panel between July and September 2023 (5 - 9 July n = 192 / 2 - 4 August n = 201 / 5 - 7 September n = 201) among Australian adults aged 18+. Data has been weighted to represent the adult Australian population. This research is compliant with the Australian Polling Council Quality Mark standards: <https://www.austrianpollingcouncil.com/>. A long methodology disclosure statement is available here: <https://www.ipsos.com/en-au/polling-methodology-disclosure-statements>



IPSOS ISSUES MONITOR SEPTEMBER 2023

The top issues facing Queensland

David Elliott
Deputy Managing Director PA ANZ
✉ david.elliott@ipsos.com
☎ +61 404 465 029



	2010	2011	2012	2013	2014	2015	2016	2017	2018	2019	2020	2021	JAN-MAR 2022	APR-JUN 2022	JUL-SEP 2022	OCT-DEC 2022	JAN-MAR 2023	APR-JUN 2023	JUL-SEP 2023
Cost of Living	37%	40%	38%	37%	39%	34%	30%	35%	36%	32%	27%	31%	37%	52%	56%	57%	59%	60%	59%
Housing	24%	22%	18%	15%	15%	17%	19%	22%	20%	19%	14%	31%	37%	37%	37%	39%	44%	47%	45%
Crime	21%	28%	31%	33%	29%	27%	30%	27%	28%	27%	29%	29%	17%	19%	20%	28%	33%	33%	39%
Healthcare	55%	53%	50%	52%	45%	38%	38%	31%	30%	34%	32%	37%	47%	44%	46%	40%	36%	34%	32%
The Economy	19%	20%	23%	24%	26%	30%	24%	22%	16%	19%	38%	29%	30%	25%	26%	23%	22%	21%	21%
Petrol Prices	13%	25%	25%	21%	21%	15%	11%	16%	29%	21%	11%	14%	22%	32%	31%	27%	24%	18%	18%
Poverty	9%	6%	6%	8%	9%	9%	10%	12%	11%	12%	10%	14%	13%	12%	10%	11%	12%	12%	12%
Environment	13%	14%	10%	10%	9%	10%	11%	14%	13%	22%	23%	18%	19%	14%	14%	15%	13%	10%	10%
Personal Debt	17%	11%	10%	10%	8%	7%	9%	9%	11%	11%	10%	8%	8%	9%	8%	8%	9%	9%	10%
Unemployment	13%	14%	24%	27%	33%	39%	33%	31%	26%	25%	41%	25%	14%	8%	4%	5%	6%	10%	8%
Population	12%	7%	5%	4%	5%	3%	5%	5%	8%	7%	5%	8%	7%	7%	6%	6%	5%	7%	7%
Taxation	4%	4%	6%	5%	6%	5%	6%	6%	5%	6%	4%	5%	5%	5%	6%	5%	5%	6%	7%
Drug Abuse	10%	9%	10%	10%	10%	17%	21%	18%	18%	18%	15%	13%	7%	6%	7%	7%	7%	6%	7%
Education	21%	14%	17%	17%	18%	17%	16%	14%	13%	13%	12%	11%	11%	7%	7%	7%	4%	5%	6%
Transport	16%	18%	15%	14%	12%	14%	17%	18%	16%	18%	14%	12%	11%	10%	7%	8%	8%	8%	6%
Indigenous Issues	5%	3%	3%	3%	3%	3%	4%	3%	3%	4%	5%	5%	4%	3%	3%	5%	5%	4%	4%
Racism	3%	2%	2%	3%	3%	3%	4%	5%	3%	3%	4%	5%	3%	2%	3%	3%	3%	4%	3%
Immigration	6%	7%	7%	7%	6%	6%	7%	8%	10%	8%	5%	5%	4%	6%	3%	3%	4%	4%	3%
Defence	1%	1%	1%	1%	2%	5%	3%	4%	3%	2%	1%	3%	2%	3%	3%	4%	2%	3%	2%



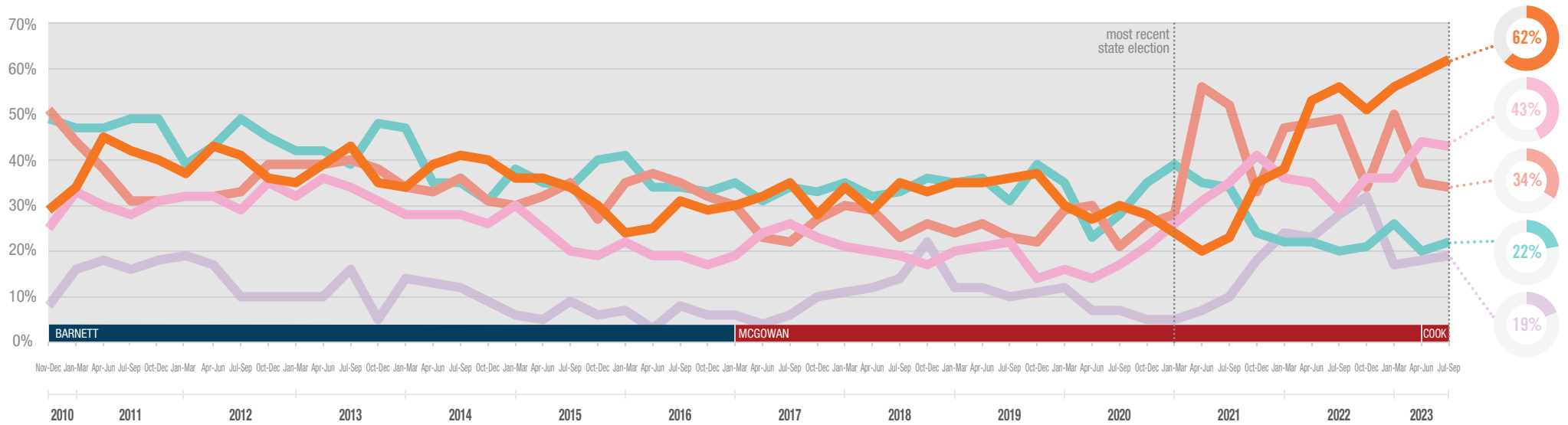
IPSOS ISSUES MONITOR SEPTEMBER 2023

The top issues facing Western Australia

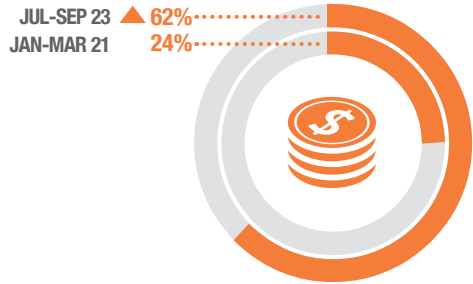
Brad Hyde
Director, Perth
✉ brad.hyde@ipsos.com
☎ +61 423 418 127



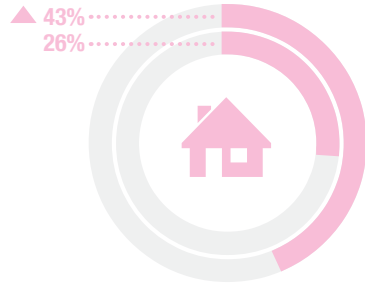
Each quarter we ask 300 Western Australians to select the three most important issues facing their state. The top five issues facing Western Australia between July and September 2023 are shown below. A summary of all issues facing Western Australia can be found overleaf. If you would like to know more about the Ipsos Issues Monitor, or Ipsos Public Affairs in Western Australia, please contact Brad Hyde.



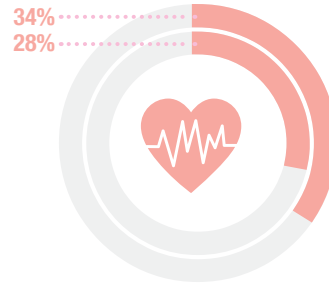
Cost of Living



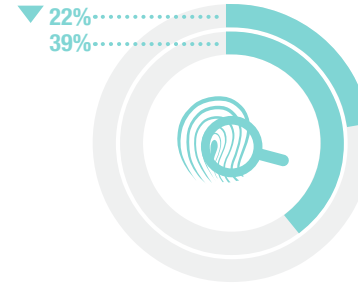
Housing



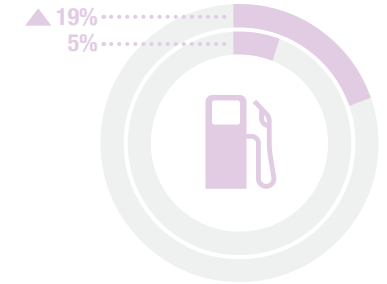
Healthcare



Crime


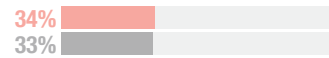
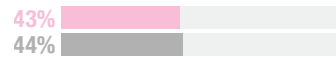


Petrol Prices



▲▼ significant difference compared with most recent state election

▲▼ significant difference compared with the rest of Australia





IPSOS ISSUES MONITOR SEPTEMBER 2023

The top issues facing Western Australia

Brad Hyde

Director, Perth

✉ brad.hyde@ipsos.com

☎ +61 423 418 127



	2010	2011	2012	2013	2014	2015	2016	2017	2018	2019	2020	2021	JAN-MAR 2022	APR-JUN 2022	JUL-SEP 2022	OCT-DEC 2022	JAN-MAR 2023	APR-JUN 2023	JUL-SEP 2023
Cost of Living	29%	40%	39%	38%	38%	34%	28%	31%	32%	36%	29%	26%	38%	53%	56%	51%	56%	59%	62%
Housing	25%	30%	32%	33%	27%	23%	19%	23%	19%	19%	17%	33%	36%	35%	29%	36%	36%	44%	43%
Healthcare	51%	36%	34%	39%	33%	31%	35%	26%	27%	24%	27%	43%	47%	48%	49%	34%	50%	35%	34%
Crime	49%	48%	44%	43%	37%	36%	36%	33%	34%	35%	30%	33%	22%	22%	20%	21%	26%	20%	22%
Petrol Prices	8%	17%	14%	11%	12%	6%	6%	7%	15%	11%	7%	10%	24%	23%	28%	32%	17%	18%	19%
The Economy	9%	9%	10%	13%	22%	28%	31%	30%	26%	20%	31%	22%	25%	22%	14%	16%	21%	19%	18%
Environment	24%	19%	17%	12%	9%	8%	9%	8%	11%	18%	18%	21%	15%	17%	15%	15%	15%	12%	15%
Personal Debt	15%	12%	10%	9%	9%	8%	8%	12%	13%	12%	11%	11%	8%	11%	10%	11%	9%	12%	14%
Drug Abuse	19%	18%	18%	18%	18%	26%	31%	31%	29%	31%	26%	23%	8%	6%	11%	14%	14%	13%	13%
Poverty	7%	7%	9%	8%	10%	9%	9%	9%	11%	15%	13%	15%	14%	12%	11%	16%	11%	14%	13%
Education	12%	10%	12%	16%	19%	13%	14%	11%	12%	8%	10%	10%	12%	10%	9%	6%	6%	6%	8%
Unemployment	5%	5%	8%	9%	16%	24%	29%	35%	28%	29%	38%	19%	16%	10%	12%	9%	7%	11%	8%
Taxation	4%	5%	6%	4%	6%	8%	7%	6%	6%	7%	6%	5%	7%	6%	11%	9%	7%	4%	8%
Population	6%	3%	6%	6%	6%	5%	6%	4%	6%	5%	4%	4%	4%	5%	3%	3%	5%	7%	7%
Transport	6%	12%	15%	20%	18%	19%	16%	14%	10%	10%	10%	10%	8%	8%	5%	4%	3%	5%	5%
Immigration	18%	17%	14%	11%	10%	8%	8%	8%	10%	10%	6%	4%	7%	3%	5%	6%	4%	8%	3%
Indigenous Issues	5%	4%	6%	4%	3%	4%	3%	3%	3%	5%	7%	5%	3%	4%	5%	5%	5%	6%	3%
Defence	3%	1%	2%	2%	3%	4%	3%	3%	3%	2%	3%	3%	3%	2%	4%	4%	2%	4%	3%
Racism	8%	5%	4%	3%	3%	4%	4%	5%	4%	3%	6%	4%	3%	4%	3%	9%	5%	3%	3%