



IPSOS ISSUES MONITOR OCTOBER 2023

The top issues facing Australia

Mark Davis

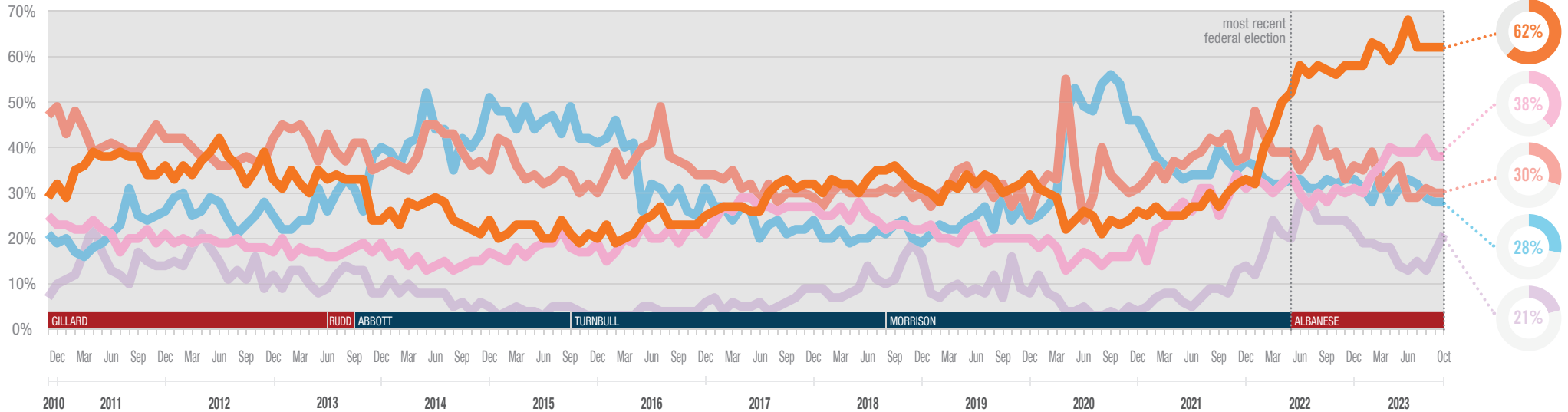
Managing Director, Public Affairs, Australia and New Zealand

mark.davis@ipsos.com

(03) 9946 0826

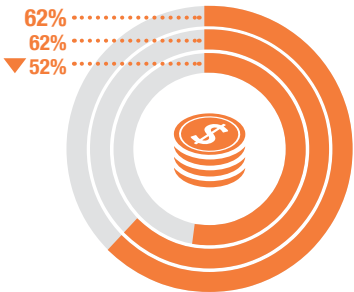


The Ipsos Issues Monitor is Australia's longest running ongoing survey of community concerns. We've checked-in with 1000 Australians' worries each and every month for more than a decade. So, what are we most concerned about, how do these worries change, and which political party do we believe is most capable of addressing these issues?

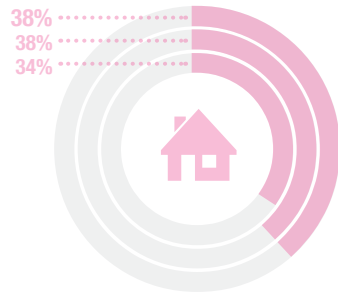


Cost of Living

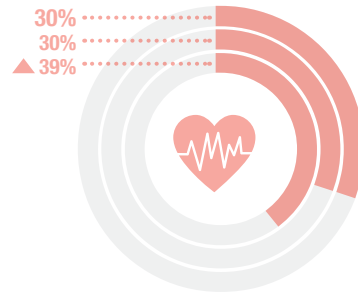
OCT 23
SEP 23
MAY 22



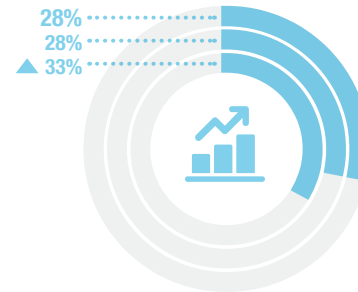
Housing



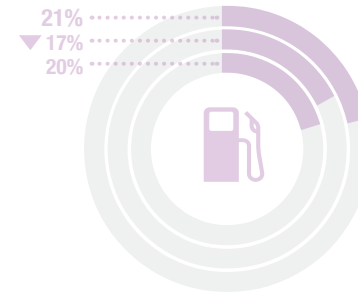
Healthcare



The Economy



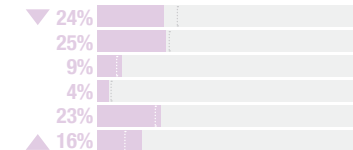
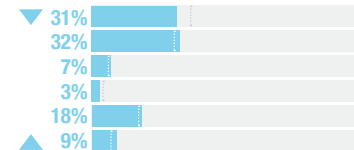
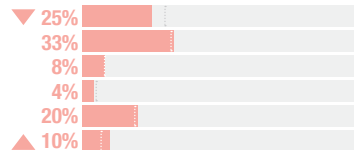
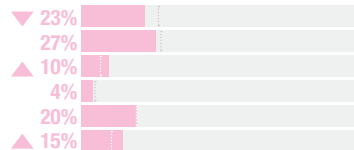
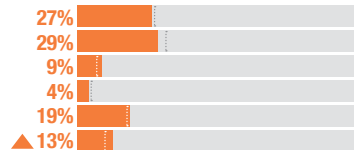
Petrol Prices



▲ ▼
significant difference compared with the current month

Party most capable to manage the top issues facing Australia

COALITION
ALP
GREENS
OTHER
DON'T KNOW
NONE



▲ ▼
significant difference compared with the most recent federal election



IPSOS ISSUES MONITOR OCTOBER 2023

The top issues facing Australia

Mark Davis

Managing Director, Public Affairs, Australia and New Zealand

✉ mark.davis@ipsos.com

☎ (03) 9946 0826



	2010	2011	2012	2013	2014	2015	2016	2017	2018	2019	2020	2021	2022	JAN 2023	FEB 2023	MAR 2023	APR 2023	MAY 2023	JUN 2023	JUL 2023	AUG 2023	SEP 2023	OCT 2023
Cost of Living	30%	36%	36%	31%	25%	21%	23%	29%	33%	32%	25%	28%	52%	58%	63%	62%	59%	62%	68%	62%	62%	62%	62%
Housing	24%	21%	19%	18%	15%	18%	20%	27%	24%	20%	17%	27%	31%	30%	34%	36%	40%	39%	39%	39%	42%	38%	38%
Healthcare	48%	42%	39%	40%	39%	34%	38%	31%	30%	31%	34%	38%	39%	35%	39%	31%	34%	36%	29%	29%	31%	30%	30%
The Economy	20%	22%	26%	29%	42%	45%	33%	24%	21%	24%	45%	36%	33%	31%	28%	34%	28%	31%	33%	32%	29%	28%	28%
Petrol Prices	8%	15%	14%	11%	7%	4%	4%	6%	11%	9%	5%	8%	22%	19%	19%	18%	18%	14%	13%	15%	13%	17%	21%
Crime	27%	28%	28%	29%	24%	22%	25%	27%	27%	24%	19%	20%	13%	18%	17%	15%	15%	15%	18%	21%	20%	18%	20%
Environment	20%	18%	13%	12%	10%	10%	12%	13%	16%	25%	25%	25%	21%	20%	18%	14%	16%	15%	15%	12%	16%	18%	16%
Poverty	10%	10%	10%	11%	13%	12%	13%	14%	15%	16%	15%	17%	15%	13%	13%	10%	15%	15%	14%	13%	14%	16%	14%
Personal Debt	15%	13%	12%	9%	6%	5%	7%	10%	10%	10%	9%	8%	9%	11%	14%	13%	10%	11%	11%	11%	11%	10%	9%
Immigration	20%	23%	22%	23%	20%	20%	20%	19%	21%	19%	11%	10%	7%	7%	5%	5%	6%	8%	7%	6%	6%	5%	8%
Taxation	6%	7%	8%	6%	8%	10%	10%	8%	8%	7%	6%	7%	7%	8%	7%	9%	8%	7%	7%	8%	9%	7%	8%
Unemployment	10%	10%	17%	21%	26%	26%	24%	23%	18%	16%	35%	23%	10%	7%	7%	9%	8%	8%	8%	10%	7%	9%	8%
Education	15%	12%	16%	19%	20%	17%	18%	14%	13%	13%	11%	12%	9%	9%	6%	9%	8%	9%	6%	7%	8%	7%	8%
Population	10%	8%	7%	7%	6%	6%	6%	8%	13%	12%	8%	7%	5%	7%	5%	5%	7%	6%	6%	9%	8%	7%	6%
Indigenous Issues	4%	3%	3%	2%	2%	2%	3%	3%	3%	4%	5%	6%	5%	5%	6%	6%	6%	5%	5%	6%	6%	7%	6%
Drug Abuse	13%	12%	12%	12%	13%	16%	17%	16%	15%	14%	11%	10%	6%	6%	7%	7%	7%	6%	6%	7%	5%	7%	5%
Transport	10%	10%	10%	9%	7%	7%	8%	8%	10%	9%	5%	5%	5%	5%	5%	4%	4%	4%	6%	6%	4%	5%	4%
Racism	6%	6%	5%	6%	7%	8%	8%	7%	5%	5%	6%	6%	4%	5%	2%	4%	4%	3%	3%	3%	3%	4%	4%
Defence	5%	4%	3%	3%	8%	16%	12%	14%	8%	7%	6%	8%	8%	6%	5%	8%	5%	6%	5%	4%	5%	5%	4%

