



IPSOS ISSUES MONITOR JUNE 2025

The top issues facing Australia

Mark Davis

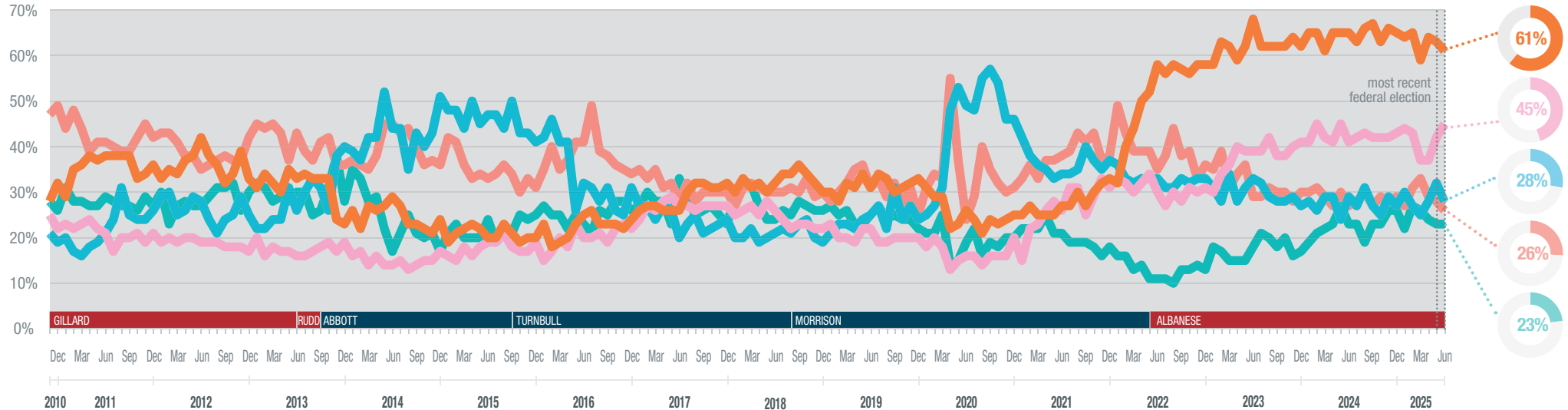
Managing Director, Public Affairs, Australia and New Zealand

mark.davis@ipsos.com

(03) 9946 0826

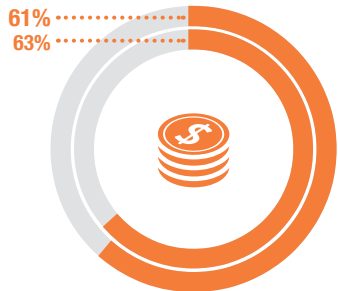


Each month we ask 1,000 Australians to select the three most important issues facing the nation. The top five issues facing Australia in June 2025 are shown below. A summary of all issues facing Australia can be found overleaf. If you would like to know more about the Ipsos Issues Monitor, or Ipsos Public Affairs, please contact Mark Davis.

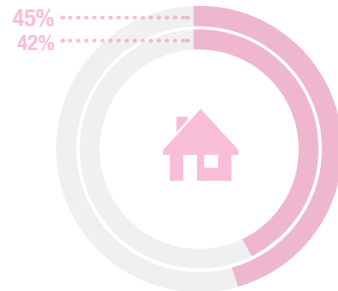


Cost of Living

JUN 25
MAY 25



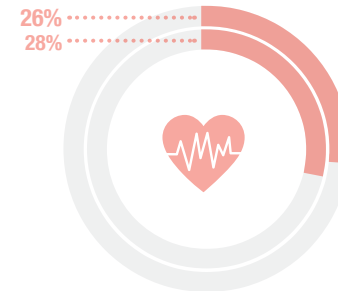
Housing



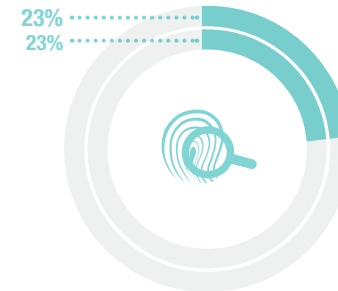
The Economy



Healthcare



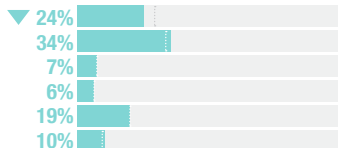
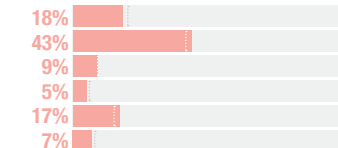
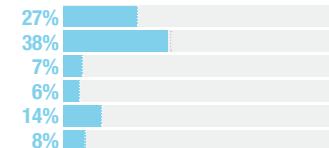
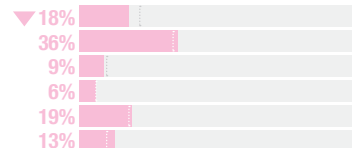
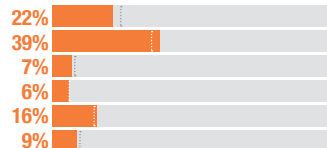
Crime



▲▼
significant
difference
compared
with the
current
month

Party most capable to manage the top issues facing Australia

COALITION
ALP
GREENS
OTHER
DON'T KNOW
NONE



▲▼
significant
difference
compared
with the
most recent
federal election



IPSOS ISSUES MONITOR JUNE 2025

The top issues facing Australia






Mark Davis

Managing Director, Public Affairs, Australia and New Zealand

✉ mark.davis@ipsos.com

☎ (03) 9946 0826



	2010	2011	2012	2013	2014	2015	2016	2017	2018	2019	2020	2021	2022	2023	JAN 2024	FEB 2024	MAR 2024	APR 2024	MAY 2024	JUN 2024	JUL 2024	AUG 2024	SEP 2024	OCT 2024	NOV 2024	DEC 2024	JAN 2025	FEB 2025	MAR 2025	APR 2025	MAY 2025	JUN 2025
 Cost of Living	30%	36%	36%	31%	25%	21%	23%	29%	33%	32%	25%	28%	52%	62%	65%	65%	61%	65%	65%	65%	63%	66%	67%	63%	66%	65%	64%	65%	59%	64%	63%	61%
 Housing	24%	21%	19%	18%	15%	18%	20%	27%	24%	20%	17%	27%	31%	38%	41%	45%	42%	41%	45%	41%	42%	43%	42%	42%	42%	43%	44%	43%	37%	37%	42%	45%
 The Economy	20%	22%	26%	29%	42%	45%	33%	24%	21%	24%	45%	36%	33%	30%	28%	26%	29%	29%	24%	29%	27%	31%	27%	25%	29%	27%	30%	27%	25%	28%	32%	28%
 Healthcare	48%	42%	39%	40%	39%	34%	38%	31%	30%	31%	34%	38%	39%	32%	30%	31%	29%	27%	30%	27%	28%	30%	27%	29%	28%	29%	27%	31%	33%	29%	28%	26%
 Crime	27%	28%	28%	29%	24%	22%	25%	27%	27%	24%	19%	20%	13%	18%	19%	21%	22%	23%	27%	23%	23%	19%	23%	23%	26%	26%	22%	27%	26%	24%	23%	23%
Immigration	20%	23%	22%	23%	20%	20%	20%	19%	21%	19%	11%	10%	7%	7%	11%	10%	12%	16%	11%	16%	13%	13%	13%	15%	14%	14%	13%	11%	14%	15%	14%	15%
Environment	20%	18%	13%	12%	10%	10%	12%	13%	16%	25%	25%	25%	21%	16%	13%	13%	15%	13%	12%	13%	12%	11%	12%	14%	12%	11%	14%	12%	13%	11%	10%	14%
Poverty	10%	10%	10%	11%	13%	12%	13%	14%	15%	16%	15%	17%	15%	14%	14%	12%	10%	10%	11%	10%	13%	13%	13%	12%	13%	12%	13%	13%	13%	14%	14%	13%
Personal Debt	15%	13%	12%	9%	6%	5%	7%	10%	10%	10%	9%	8%	9%	11%	10%	10%	9%	10%	10%	10%	10%	10%	10%	9%	9%	10%	10%	10%	9%	11%	10%	11%
Taxation	6%	7%	8%	6%	8%	10%	10%	8%	8%	7%	6%	7%	7%	8%	8%	9%	9%	9%	8%	9%	8%	6%	7%	6%	8%	7%	9%	8%	8%	9%	9%	8%
Petrol Prices	8%	15%	14%	11%	7%	4%	4%	6%	11%	9%	5%	8%	22%	17%	14%	15%	18%	14%	18%	14%	13%	12%	10%	13%	10%	10%	10%	11%	10%	11%	10%	8%
Unemployment	10%	10%	17%	21%	26%	26%	24%	23%	18%	16%	35%	23%	10%	8%	7%	8%	8%	8%	6%	8%	10%	8%	9%	8%	8%	6%	7%	7%	9%	9%	6%	8%
Population	10%	8%	7%	7%	6%	6%	6%	8%	13%	12%	8%	7%	5%	7%	8%	8%	8%	9%	7%	9%	7%	8%	9%	9%	8%	9%	8%	8%	9%	8%	11%	7%
Drug Abuse	13%	12%	12%	12%	13%	16%	17%	16%	15%	14%	11%	10%	6%	6%	5%	6%	5%	5%	6%	5%	6%	6%	6%	7%	6%	7%	7%	5%	5%	6%	4%	7%
Education	15%	12%	16%	19%	20%	17%	18%	14%	13%	13%	11%	12%	9%	8%	6%	5%	8%	6%	7%	6%	8%	7%	7%	7%	6%	6%	6%	6%	6%	5%	7%	6%
Defence	5%	4%	3%	3%	8%	16%	12%	14%	8%	7%	6%	8%	8%	5%	6%	5%	4%	5%	4%	5%	4%	5%	6%	6%	5%	5%	4%	6%	9%	9%	6%	6%
Transport	10%	10%	10%	9%	7%	7%	8%	8%	10%	9%	5%	5%	5%	5%	4%	4%	4%	5%	3%	5%	5%	5%	5%	4%	4%	4%	4%	4%	5%	4%	4%	5%
Indigenous Issues	4%	3%	3%	2%	2%	2%	3%	3%	3%	4%	5%	6%	5%	6%	6%	4%	4%	5%	3%	5%	3%	4%	4%	5%	4%	4%	4%	3%	5%	4%	4%	4%
Racism	6%	6%	5%	6%	7%	8%	8%	7%	5%	5%	6%	6%	4%	4%	4%	3%	4%	3%	3%	3%	4%	3%	3%	3%	3%	5%	4%	4%	5%	3%	3%	4%

