

WHAT WORRIES THE WORLD?

BRAZIL REPORT

September 2025

BRAZIL SUMMARY: SEPTEMBER 2025

Top five worries

Q: Which three of the following topics do you find the most worrying in your country?

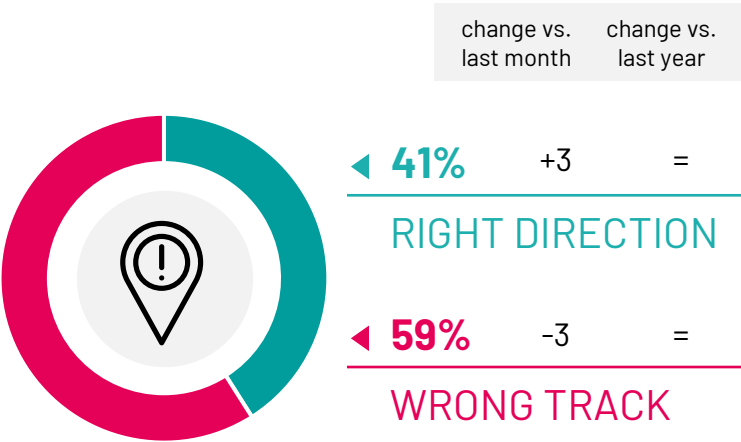
		change vs. last month	change vs. last year
Crime & violence	<div></div> 43%	+1	+3
Financial/political corruption	<div></div> 38%	+5	+12
Poverty & social inequality	<div></div> 34%	-1	-4
Health care	<div></div> 33%	-1	-3
Inflation	<div></div> 29%	=	+7

Base: Representative sample of Brazilian adults aged 16-74. c.1000 per month

Source: Ipsos Global Advisor. Global score is a Global Country Average. See methodology for details. Filter: Country: Brazil | Current Wave: Sep 25

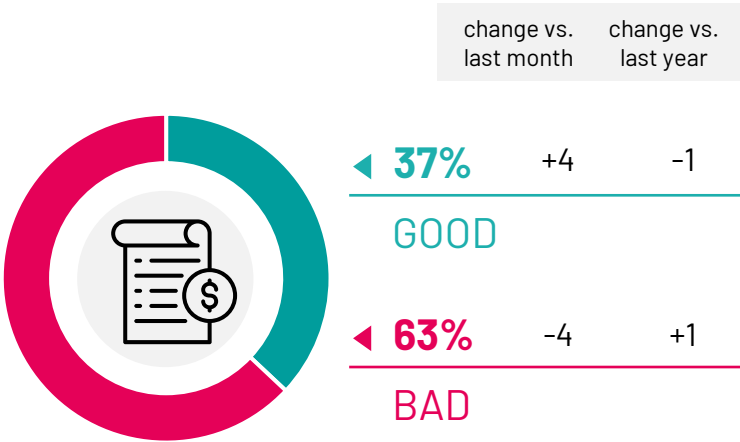
State of the country

Q: Generally speaking, would you say things in this country are heading in the right direction, or are they off on the wrong track?



State of the economy

Q: How would you describe the current economic situation in your country?



WORLD SUMMARY: SEPTEMBER 2025

Top five worries

Q: Which three of the following topics do you find the most worrying in your country?

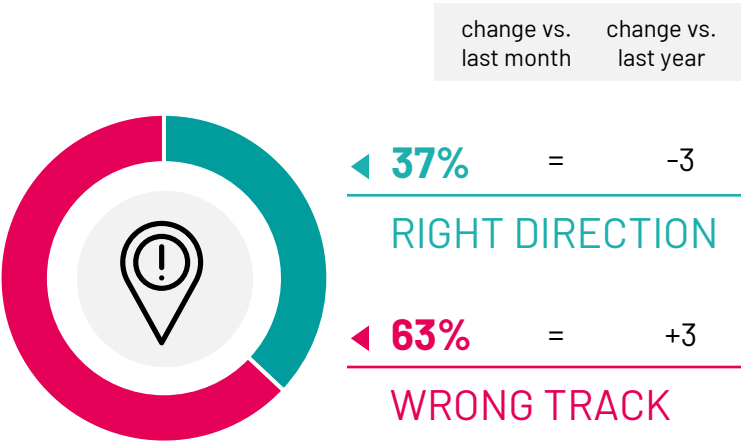
		change vs. last month	change vs. last year
Crime & violence	<div></div> 32%	=	+1
Inflation	<div></div> 30%	=	=
Poverty & social inequality	<div></div> 29%	=	=
Financial/political corruption	<div></div> 28%	+2	+4
Unemployment	<div></div> 28%	=	+1

Base: Representative sample of 25,775 adults aged 16-74 in 30 participating countries, August 22nd 2025 - September 5th 2025.

Source: Ipsos Global Advisor. Global score is a Global Country Average. See methodology for details. Filter: Country: World | Current Wave: Sep 25

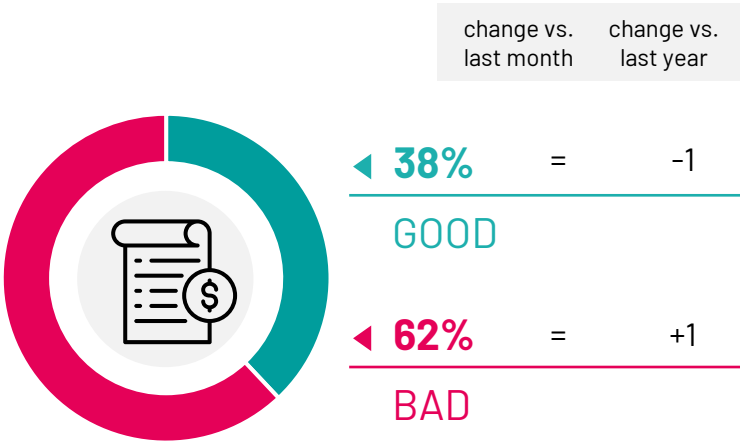
State of the country

Q: Generally speaking, would you say things in this country are heading in the right direction, or are they off on the wrong track?



State of the economy

Q: How would you describe the current economic situation in your country?



DIRECTION OF TRAVEL

- Country comparisons
- Trends over time: Brazil
- Trends over time: World

Right vs. Wrong Direction Monitor

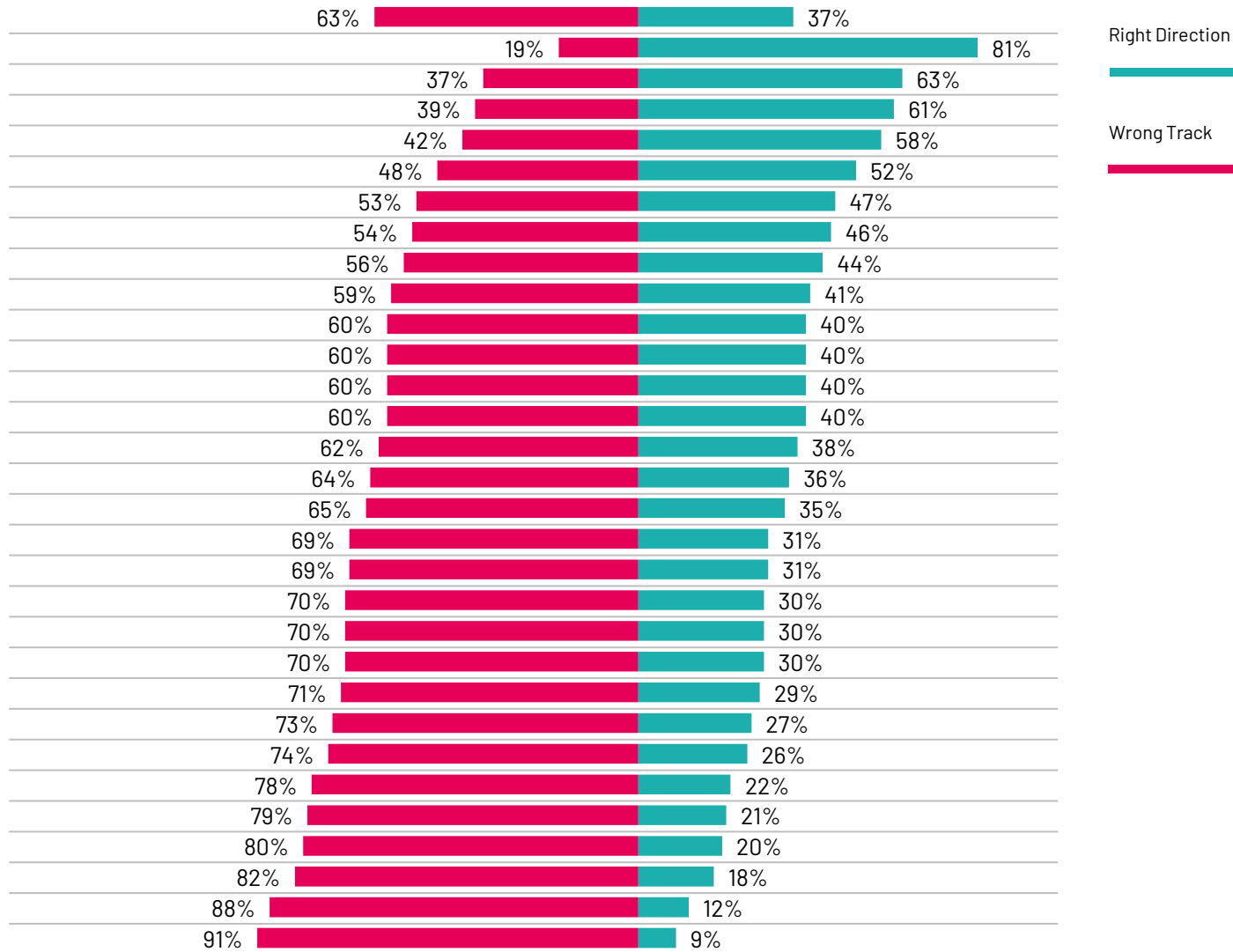
Base: Representative sample of 25,775 adults aged 16-74 in 30 participating countries, August 22nd 2025 - September 5th 2025.

Source: Ipsos Global Advisor. Global score is a Global Country Average. See methodology for details. **Filter:** Country: World | Current Wave: Sep 25

Country

World
Singapore
India
Malaysia
South Korea
Australia
Argentina
Thailand
Canada
Brazil
Ireland
Indonesia
US
Mexico
Poland
Colombia
Chile
Spain
Belgium
Israel
Great Britain
Italy
Sweden
Germany
Türkiye
South Africa
Japan
Netherlands
Hungary
Peru
France

Q: Would you say things in this country are heading in the right direction, or are they off on the wrong track? (September 2025)

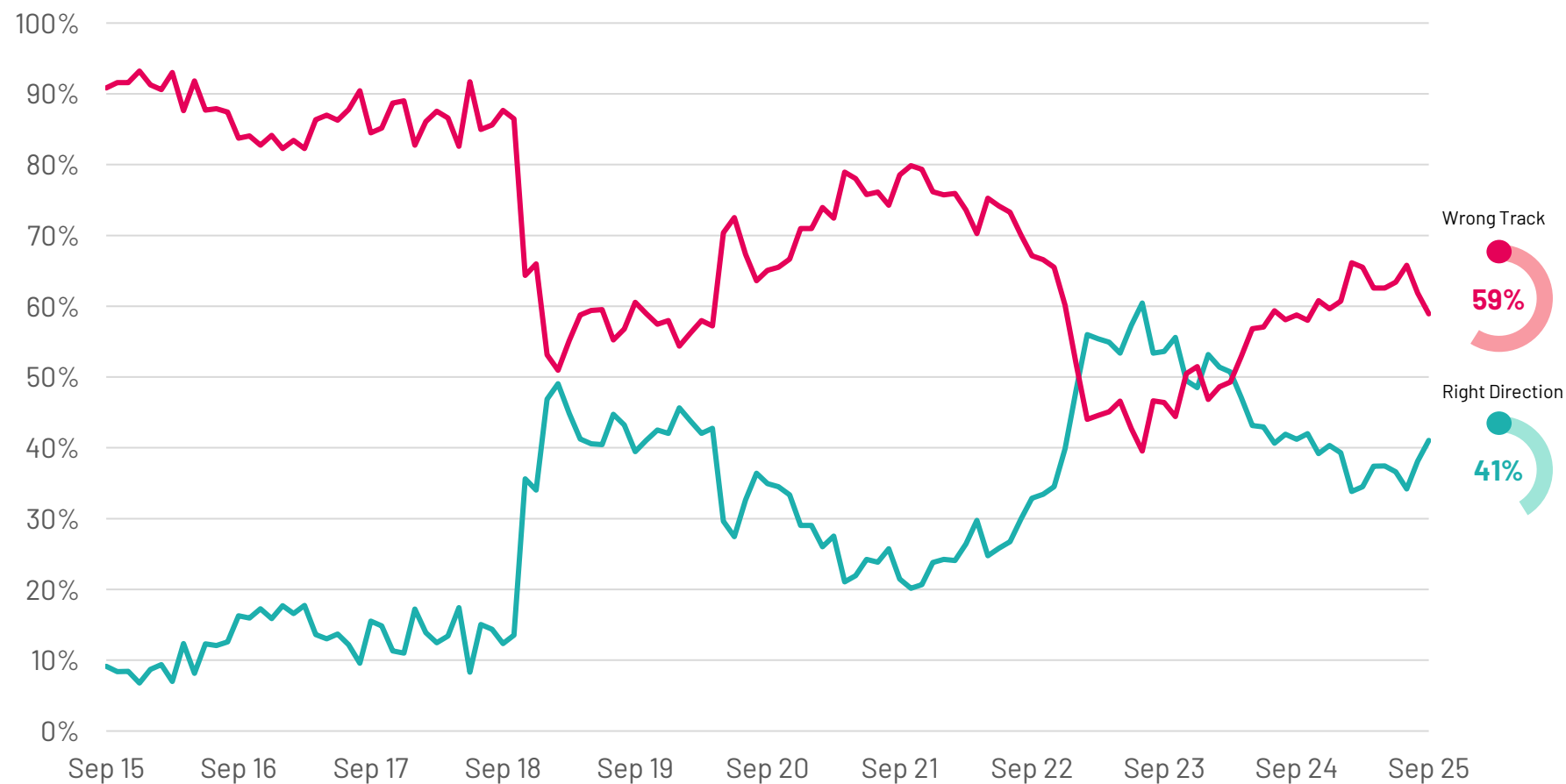


Brazil Right/Wrong Direction

Base: Representative sample of Brazilian adults aged 16-74. c.1000 per month

Source: Ipsos Global Advisor. Global score is a Global Country Average. See methodology for details. **Filter:** Country: Brazil | Current Wave: Sep 25

Q: Would you say things in this country are heading in the right direction, or are they off on the wrong track?



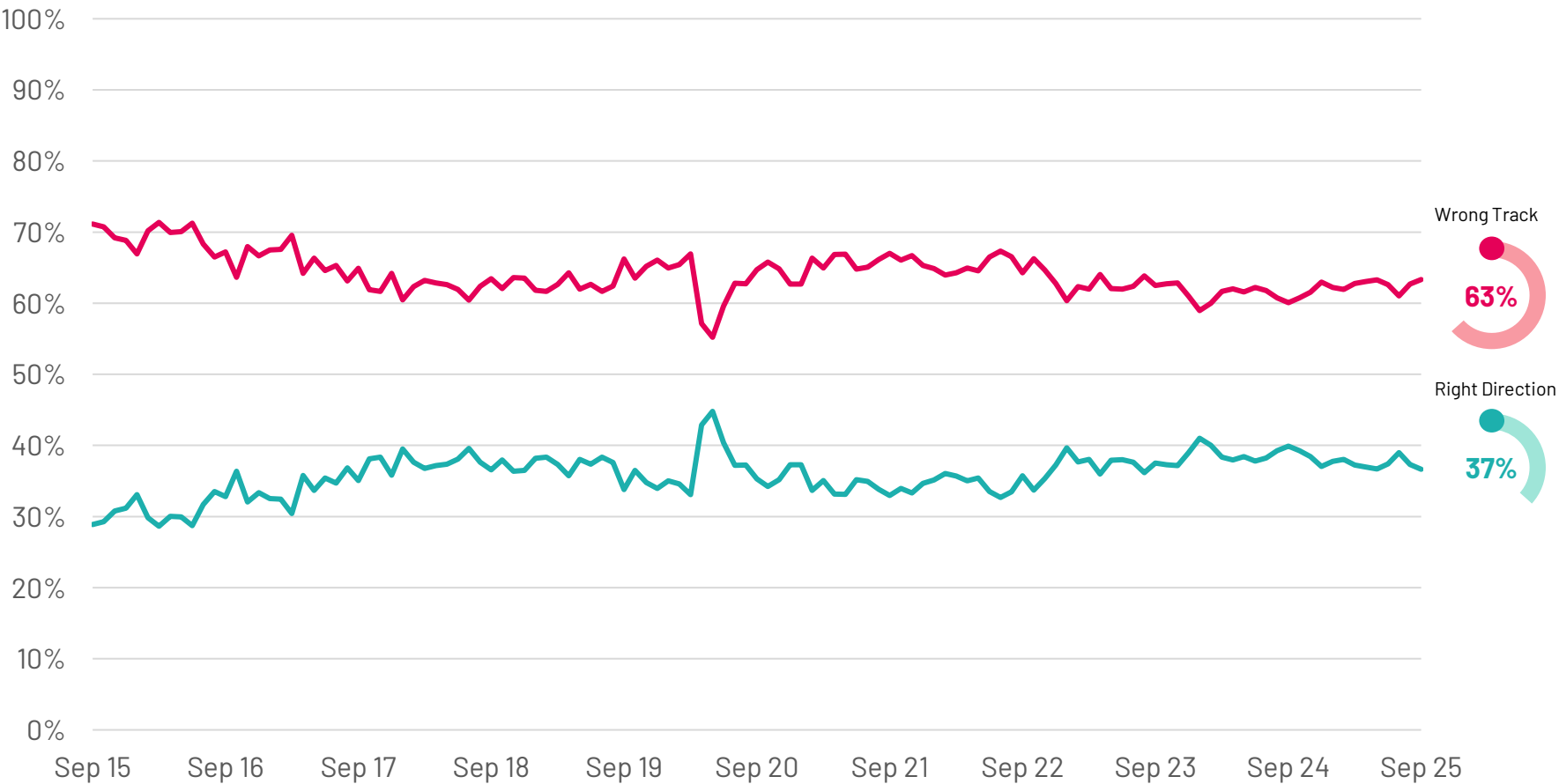
Global Right/Wrong Direction

Global country average score

Base: Representative sample of 25,775 adults aged 16-74 in 30 participating countries, August 22nd 2025 - September 5th 2025.

Source: Ipsos Global Advisor. Global score is a Global Country Average. See methodology for details. **Filter:** Country: World | Current Wave: Sep 25

Q: Would you say things in this country are heading in the right direction, or are they off on the wrong track?



BRAZIL'S WORRIES

- Brazil's top worries
- World's top worries
- Trends over time for worries: Brazil & World

Brazil's Worries

[Commentary]

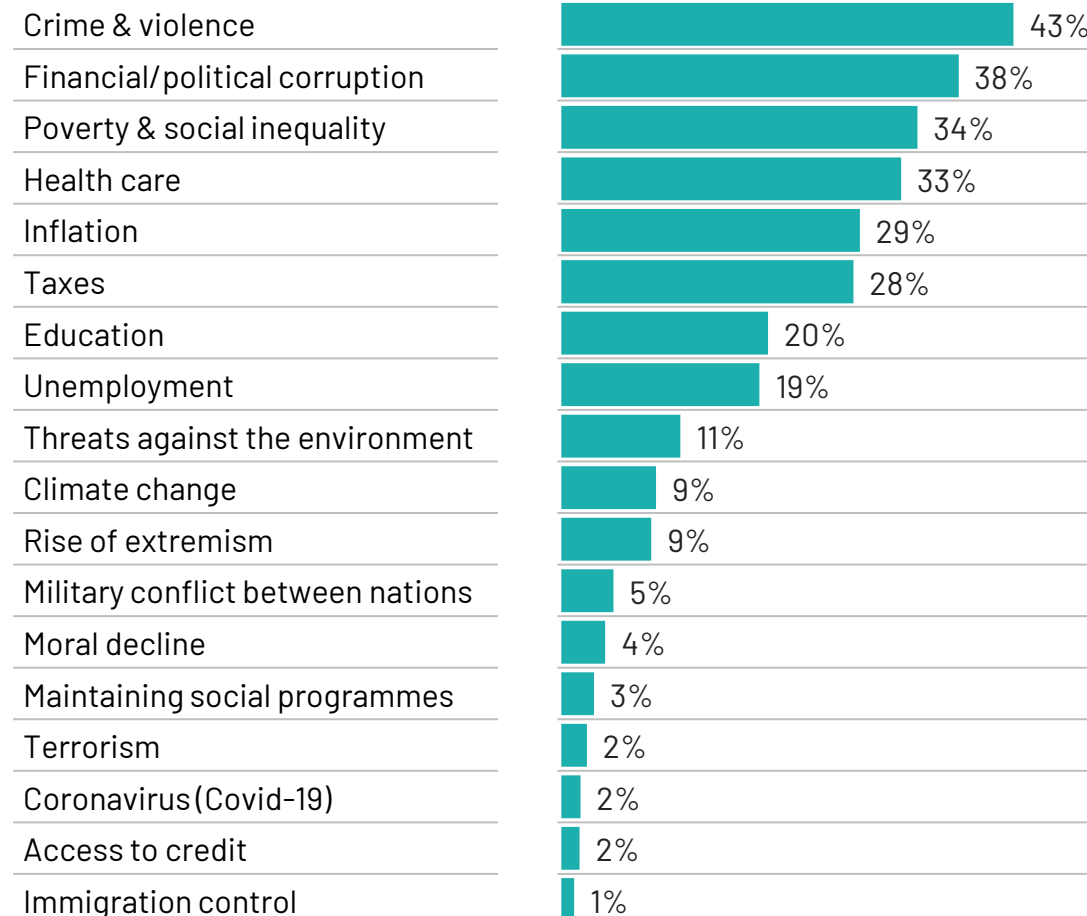
Base: Representative sample of Brazilian adults aged 16-74. c.1000 per month

Source: Ipsos Global Advisor. Global score is a Global Country Average. See methodology for details. **Filter:** Country: Brazil | Current Wave: Sep 25

Q: Which three of the following topics do you find the most worrying in your country?

Worry

% mentioned in September 2025 (global country average)



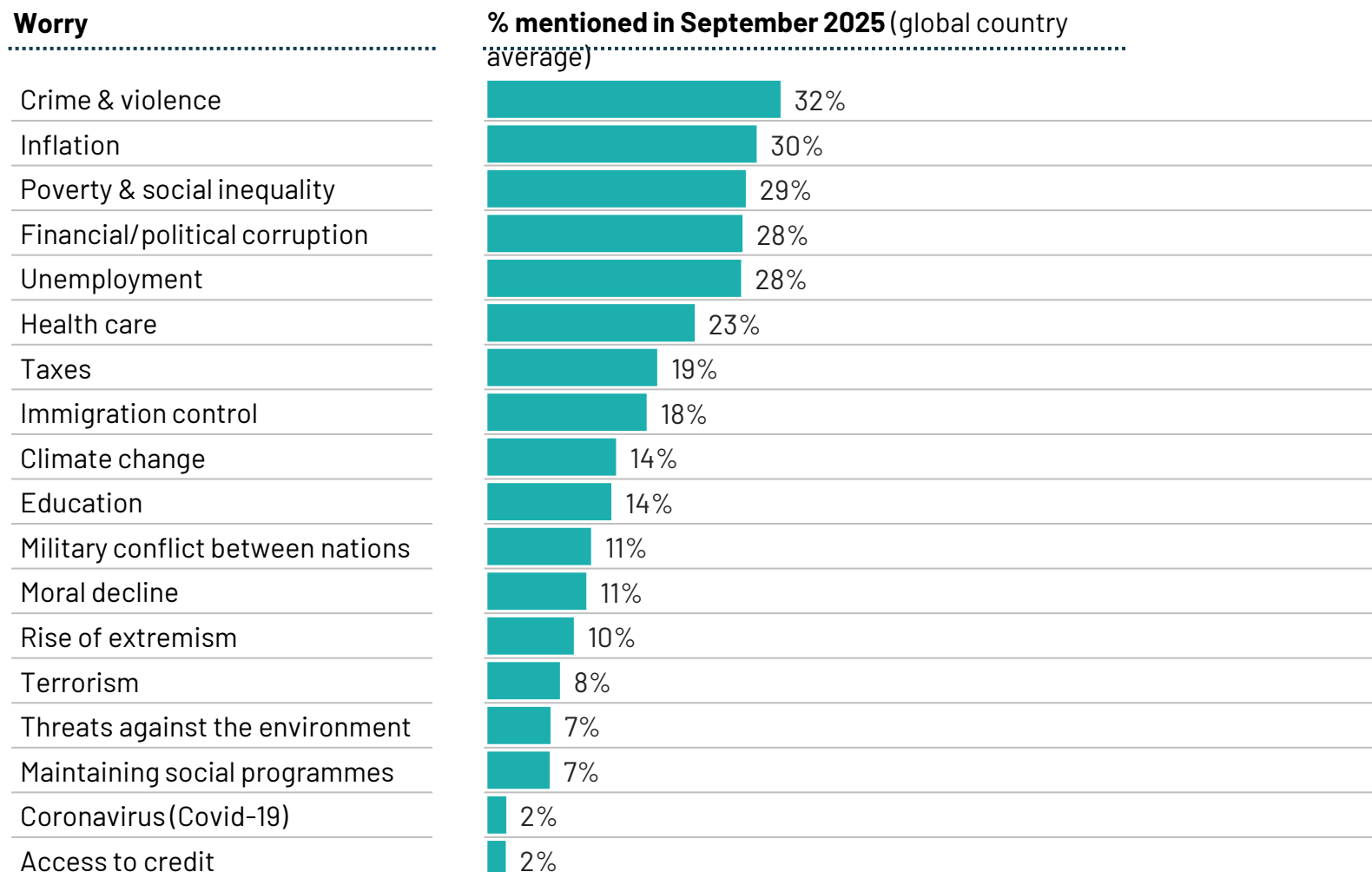
World Worries

[Commentary]

Base: Representative sample of 25,775 adults aged 16-74 in 30 participating countries, August 22nd 2025 - September 5th 2025.

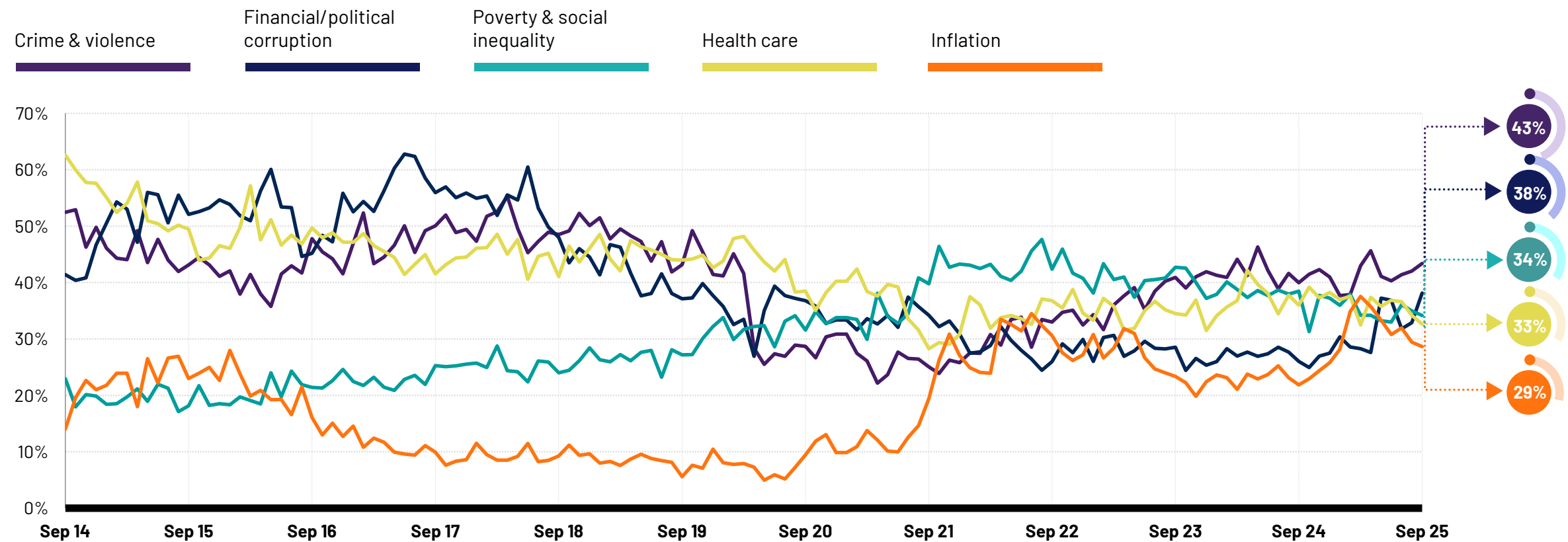
Source: Ipsos Global Advisor. Global score is a Global Country Average. See methodology for details. **Filter:** Country: World | Current Wave: Sep 25

Q: Which three of the following topics do you find the most worrying in your country?



Brazil's current top five worries: long-term trend

Q: Which three of the following topics do you find the most worrying in your country?

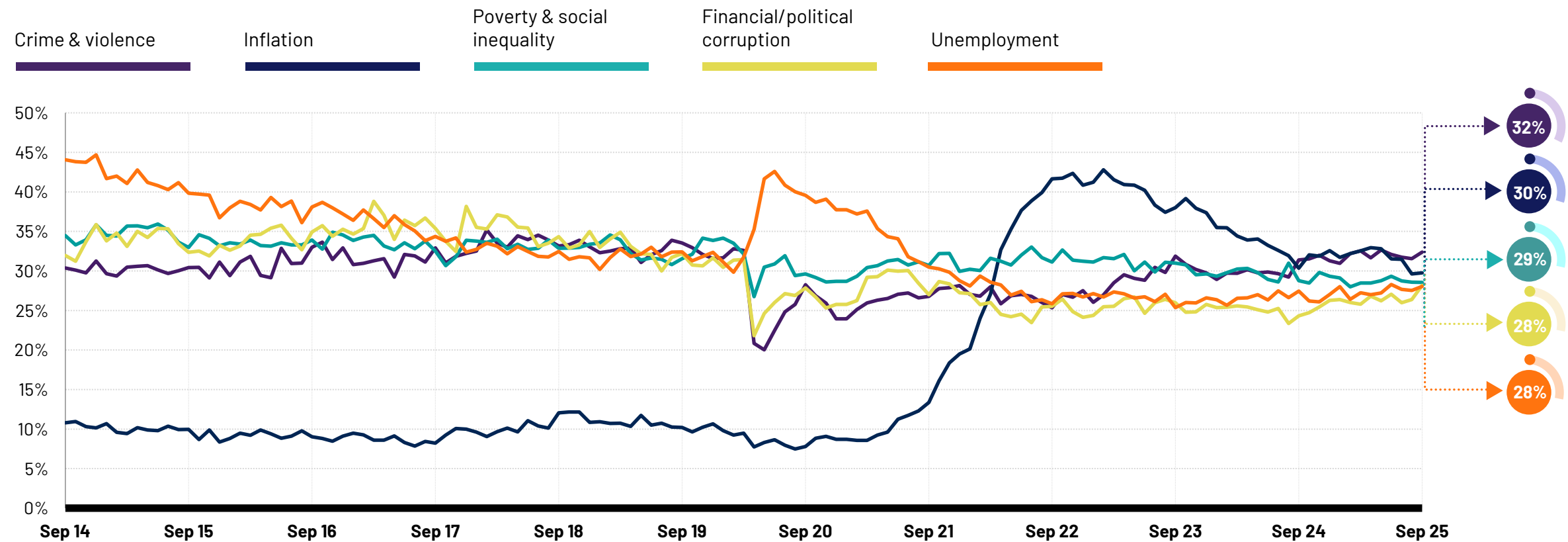


Base: Representative sample of Brazilian adults aged 16-74. c.1000 per month
Source: Ipsos Global Advisor. Global score is a Global Country Average. See methodology for details. **Filter:** Country: Brazil | Current Wave: Sep 25



World's current top five worries: long-term trend

Q: Which three of the following topics do you find the most worrying in your country? Global country average



Base: Representative sample of 25,775 adults aged 16-74 in 30 participating countries, August 22nd 2025 - September 5th 2025.
Source: Ipsos Global Advisor. Global score is a Global Country Average. See methodology for details. Filter: Country: World | Current Wave: Sep 25



WORLD WORRIES COUNTRY COMPARISON

- Country comparison of all 18 concerns

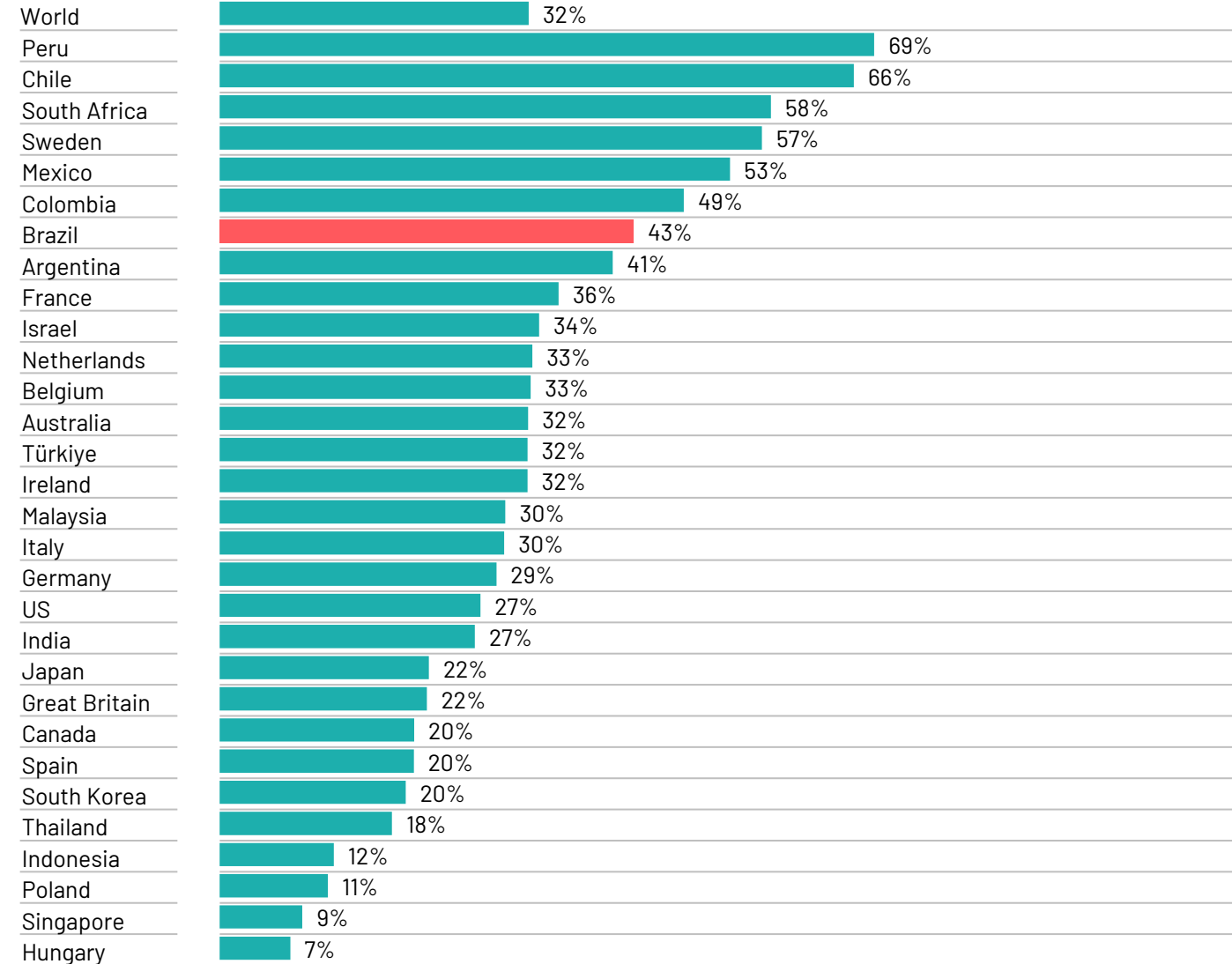
1. Crime & violence

[Commentary]

Base: Representative sample of 25,775 adults aged 16-74 in 30 participating countries, August 22nd 2025 - September 5th 2025.

Source: Ipsos Global Advisor. Global score is a Global Country Average. See methodology for details. **Filter:** Country: World | Current Wave: Sep 25

Country



Change from 12-month last month change

=	+1
+3	+17
+2	+1
+6	+4
-7	-8
-6	-1
+7	+12
+1	+3
+1	+1
-2	+1
+4	+5
+9	+12
+5	+6
-4	-1
+2	+12
=	-1
+1	-10
=	+5
+1	-8
+4	-1
+6	+6
+4	+10
-3	-12
=	+1
-1	+1
-1	-1
-1	-8
-4	-5
-4	=
+1	-10
-1	=

2. Inflation

[Commentary]

Base: Representative sample of 25,775 adults aged 16-74 in 30 participating countries, August 22nd 2025 - September 5th 2025.

Source: Ipsos Global Advisor. Global score is a Global Country Average. See methodology for details. **Filter:** Country: World | Current Wave: Sep 25

Country

Country		Change from 12-month last month	change
World	30%	=	=
Singapore	59%	+3	+12
Canada	46%	=	+3
Türkiye	46%	-5	-6
India	46%	+7	+16
US	42%	+4	-6
Hungary	41%	-3	+11
Australia	39%	-3	-9
Ireland	34%	-1	+3
Mexico	34%	=	+6
Great Britain	33%	+1	+3
Argentina	33%	-2	-15
South Korea	31%	+3	=
Japan	30%	+2	+1
France	30%	-1	-3
Spain	29%	+5	+1
Brazil	29%	=	+7
Germany	27%	-2	+4
Italy	27%	+2	+1
Poland	26%	-3	-8
Malaysia	26%	-2	-6
Belgium	25%	+1	+1
Chile	22%	+2	-3
South Africa	21%	+4	+2
Colombia	19%	=	-7
Thailand	19%	-1	-6
Sweden	18%	-2	+1
Indonesia	16%	-2	-2
Netherlands	16%	-5	-1
Israel	15%	=	-6
Peru	12%	=	-11

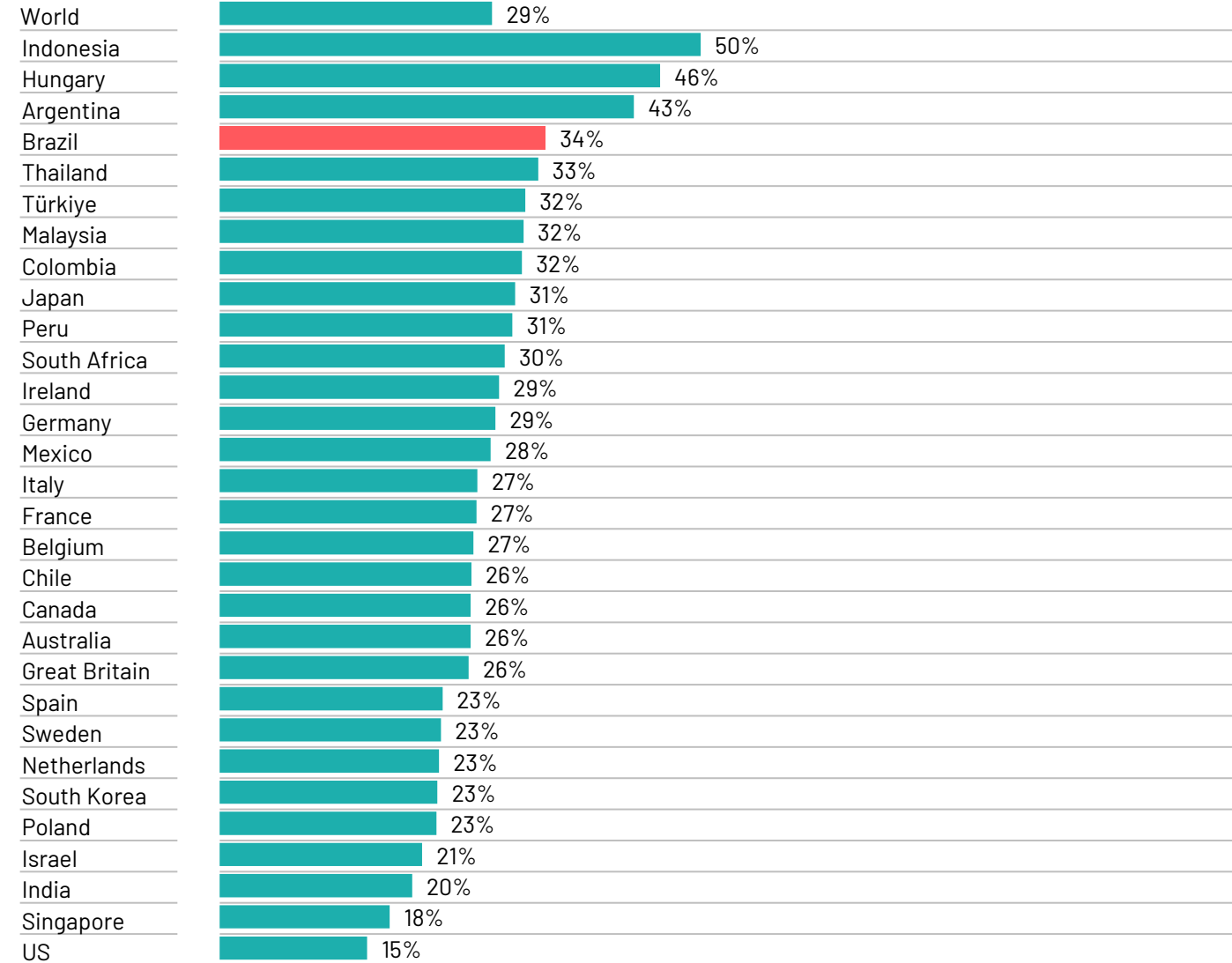
3. Poverty & social inequality

[Commentary]

Base: Representative sample of 25,775 adults aged 16-74 in 30 participating countries, August 22nd 2025 - September 5th 2025.

Source: Ipsos Global Advisor. Global score is a Global Country Average. See methodology for details. **Filter:** Country: World | Current Wave: Sep 25

Country



Change from 12-month last month change

=	=
+3	+6
+5	+7
=	+2
-1	-4
+4	-14
-1	-7
+7	+7
-2	+1
+1	-3
-7	-1
-3	-3
+2	+5
=	+3
-2	-4
-1	=
+1	-1
-1	+4
=	+1
=	=
+2	-3
+1	-1
-1	=
+2	+6
-8	-13
-1	-1
+7	=
-4	+4
+1	=
-2	+5
-2	-4

4. Financial/political corruption

[Commentary]

Base: Representative sample of 25,775 adults aged 16-74 in 30 participating countries, August 22nd 2025 - September 5th 2025.

Source: Ipsos Global Advisor. Global score is a Global Country Average. See methodology for details. **Filter:** Country: World | Current Wave: Sep 25

Country

Country		Change from 12-month last month	change
World	28%	+2	+4
Indonesia	72%	+4	+9
Malaysia	59%	+8	+17
Peru	57%	+1	+6
Hungary	56%	+6	+21
Thailand	51%	+7	+7
South Africa	48%	-7	+4
Brazil	38%	+5	+12
Argentina	36%	+11	+12
Spain	36%	-3	+9
Colombia	35%	=	+1
Chile	34%	+2	+6
South Korea	33%	=	-3
Israel	33%	+2	+6
Mexico	31%	+7	+6
Türkiye	29%	=	+10
US	27%	=	+10
India	25%	+5	+3
Poland	21%	-3	-7
Japan	17%	+1	-10
France	13%	+1	+4
Belgium	11%	-1	-2
Australia	11%	=	-1
Italy	11%	=	-1
Sweden	10%	+3	+2
Canada	10%	+1	=
Germany	9%	+2	+2
Ireland	9%	-1	=
Great Britain	8%	-2	-2
Netherlands	8%	+4	+1
Singapore	7%	-1	-6

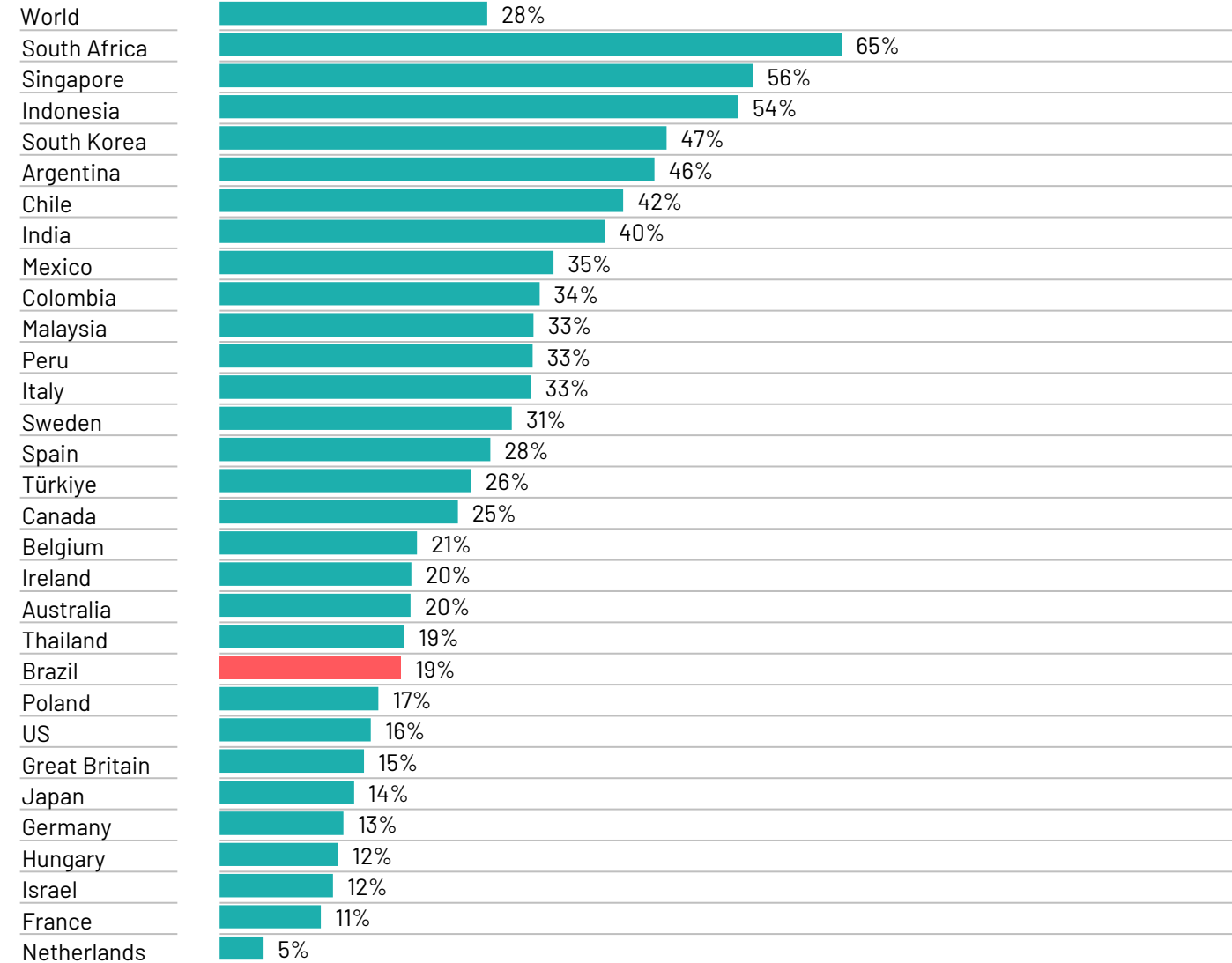
5. Unemployment

[Commentary]

Base: Representative sample of 25,775 adults aged 16-74 in 30 participating countries, August 22nd 2025 - September 5th 2025.

Source: Ipsos Global Advisor. Global score is a Global Country Average. See methodology for details. **Filter:** Country: World | Current Wave: Sep 25

Country



Change from 12-month last month change	
=	+1
=	-1
+4	+26
-1	+5
+4	+6
-4	-5
+4	+6
+9	+10
+1	=
-6	-15
+4	+4
-4	-4
-1	=
+7	+12
-2	-8
+3	+2
-3	=
+1	+2
-1	-1
-2	-1
=	-12
+1	-5
+1	-1
=	=
=	+3
-2	=
+3	+2
-2	-8
=	+3
-1	-1
+2	=

6. Health care

[Commentary]

Base: Representative sample of 25,775 adults aged 16-74 in 30 participating countries, August 22nd 2025 - September 5th 2025.

Source: Ipsos Global Advisor. Global score is a Global Country Average. See methodology for details. **Filter:** Country: World | Current Wave: Sep 25

Country

Country		Change from 12-month last month	change
World	23%	-1	=
Hungary	63%	=	-5
Poland	41%	+1	+12
Ireland	38%	=	-12
Canada	38%	-3	-6
Great Britain	34%	+1	-1
Italy	34%	-1	-1
Brazil	33%	-1	-3
Australia	31%	-3	+2
Singapore	30%	+1	+6
Netherlands	28%	-5	+1
Spain	27%	-2	-5
Colombia	27%	-2	+7
France	26%	-1	+4
US	25%	=	-1
Sweden	23%	-2	-2
Belgium	21%	-2	-2
Germany	20%	=	+3
Mexico	20%	=	+4
Argentina	16%	-3	+4
Chile	16%	-2	+3
Peru	15%	+1	-2
South Africa	14%	-3	-1
India	13%	+1	=
Malaysia	10%	-2	+1
Japan	10%	-1	=
Israel	9%	=	+6
Thailand	8%	+1	+1
South Korea	7%	-1	-20
Türkiye	5%	=	+4
Indonesia	4%	-3	-3

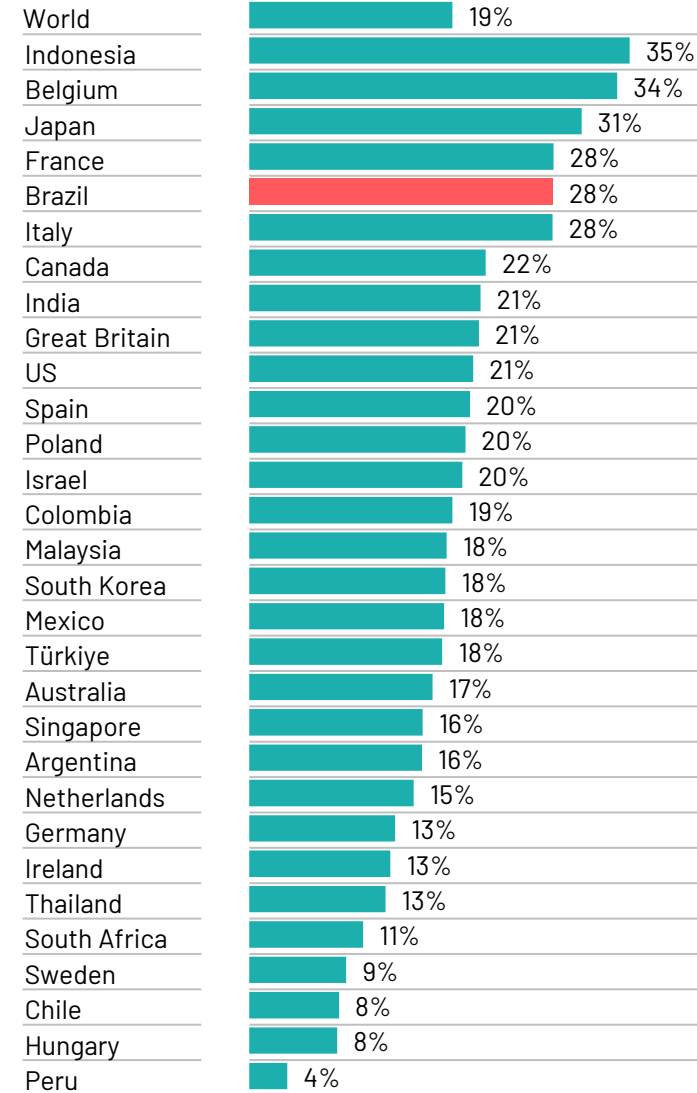
7. Taxes

[Commentary]

Base: Representative sample of 25,775 adults aged 16-74 in 30 participating countries, August 22nd 2025 - September 5th 2025.

Source: Ipsos Global Advisor. Global score is a Global Country Average. See methodology for details. **Filter:** Country: World | Current Wave: Sep 25

Country



Change from 12-month last month change

=	+2
+12	+24
+2	-2
-2	+2
+2	+12
-3	+7
=	-1
-5	-4
+4	+3
+4	+8
+5	+4
+1	+3
+4	=
=	-3
+3	+2
-6	+3
-1	+5
=	+6
-2	-2
-4	+3
-2	-8
-1	-5
+2	=
-2	+5
-4	-5
-3	+4
-1	+2
=	+1
-1	=
+3	-1
=	-5

8. Immigration control

[Commentary]

Base: Representative sample of 25,775 adults aged 16-74 in 30 participating countries, August 22nd 2025 - September 5th 2025.

Source: Ipsos Global Advisor. Global score is a Global Country Average. See methodology for details. **Filter:** Country: World | Current Wave: Sep 25

Country

Country		Change from 12-month	
		last month	change
World	18%	=	=
Great Britain	40%	+1	+1
Chile	38%	-1	-1
Ireland	36%	-4	-7
Netherlands	36%	=	+1
Germany	35%	-4	+2
Canada	28%	+4	+4
France	27%	+3	+6
Spain	26%	-1	-4
Belgium	25%	-1	+1
Japan	24%	+4	+10
Poland	23%	-6	+2
US	22%	=	-5
Australia	21%	+2	+3
Türkiye	19%	-1	-22
Italy	19%	-1	+2
Sweden	18%	+1	-1
Singapore	17%	+2	+4
South Africa	16%	+1	+2
Malaysia	11%	-2	-1
Peru	9%	-1	=
Thailand	8%	=	+1
Mexico	6%	+1	=
Colombia	5%	-2	-4
Hungary	4%	=	-6
India	4%	-5	-4
South Korea	4%	+2	+3
Israel	4%	=	-2
Argentina	3%	=	+1
Brazil	1%	=	=
Indonesia	1%	=	-1

9. Climate change

[Commentary]

Base: Representative sample of 25,775 adults aged 16-74 in 30 participating countries, August 22nd 2025 - September 5th 2025.

Source: Ipsos Global Advisor. Global score is a Global Country Average. See methodology for details. **Filter:** Country: World | Current Wave: Sep 25

Country

Country		Change from 12-month last month	change
World	14%	-1	-2
Japan	33%	+2	=
South Korea	25%	-4	+4
Netherlands	24%	-2	-3
Australia	23%	+1	+1
Canada	23%	+4	=
Singapore	22%	-4	+2
Great Britain	20%	=	+1
Italy	19%	-1	-2
Germany	19%	-2	-2
France	18%	-1	=
Spain	18%	+2	=
Poland	16%	+1	-4
Sweden	16%	-1	-1
Thailand	15%	+1	-5
Ireland	15%	-3	+4
US	15%	-4	-7
Belgium	14%	-4	-7
Mexico	13%	=	-4
Türkiye	13%	=	+5
Brazil	9%	-2	-6
India	8%	-2	-5
Colombia	8%	+1	-1
Malaysia	7%	-4	-3
Peru	7%	+3	+1
Indonesia	6%	-3	-11
Hungary	6%	-3	-1
Chile	5%	=	-3
South Africa	5%	+1	-4
Argentina	3%	-1	-1
Israel	3%	=	+1

10. Education

[Commentary]

Base: Representative sample of 25,775 adults aged 16-74 in 30 participating countries, August 22nd 2025 - September 5th 2025.

Source: Ipsos Global Advisor. Global score is a Global Country Average. See methodology for details. **Filter:** Country: World | Current Wave: Sep 25

Country

World	14%
Argentina	30%
India	28%
Israel	25%
Türkiye	23%
Brazil	20%
Peru	20%
Hungary	20%
Mexico	19%
Belgium	17%
Malaysia	14%
Netherlands	14%
Indonesia	13%
Colombia	13%
US	12%
Spain	12%
Chile	12%
France	12%
South Africa	10%
Italy	10%
Germany	10%
Canada	10%
Australia	10%
Singapore	9%
Poland	8%
Thailand	8%
Ireland	8%
South Korea	7%
Great Britain	7%
Sweden	7%
Japan	5%

Change from 12-month last month change

+1	=
=	+2
+5	+5
+3	+6
+3	+5
+1	-4
-1	-1
-1	-7
-1	-2
+4	+1
+1	+2
+2	+1
=	-3
-2	-6
+2	+5
-2	=
-4	-3
=	-4
-3	-5
+2	-1
+1	-4
-2	-3
=	=
+2	+3
-1	-1
=	+1
+3	+1
+1	+1
=	+1
-2	+1
-2	-1

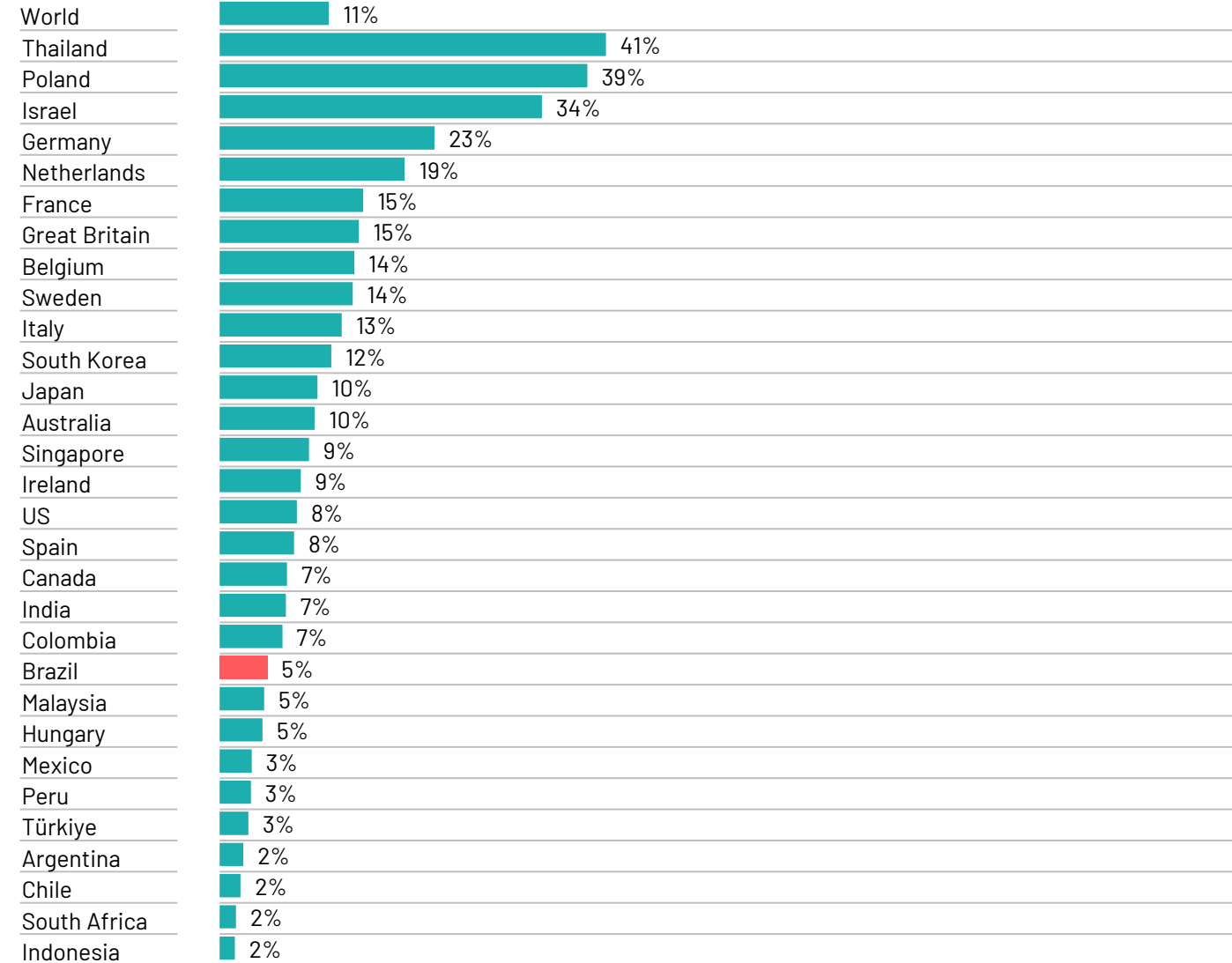
11. Military conflict between nations

[Commentary]

Base: Representative sample of 25,775 adults aged 16-74 in 30 participating countries, August 22nd 2025 - September 5th 2025.

Source: Ipsos Global Advisor. Global score is a Global Country Average. See methodology for details. **Filter:** Country: World | Current Wave: Sep 25

Country



Change from 12-month last month change

-1	+3
-9	+39
+7	+9
+4	-7
-2	+5
-1	+3
-1	+4
+1	+7
-2	+6
-3	+3
-1	+1
+2	+3
=	-4
-1	+3
=	+3
+2	+6
-6	-1
-1	+5
=	+3
-3	-3
+4	+3
=	+3
+1	+2
-2	-1
-2	=
+1	+2
=	=
=	=
+1	+1
=	=
-3	-1

12. Moral decline

[Commentary]

Base: Representative sample of 25,775 adults aged 16-74 in 30 participating countries, August 22nd 2025 - September 5th 2025.

Source: Ipsos Global Advisor. Global score is a Global Country Average. See methodology for details. **Filter:** Country: World | Current Wave: Sep 25

Country

World	11%
Netherlands	22%
Thailand	18%
Israel	17%
US	16%
Malaysia	16%
South Korea	16%
Japan	15%
Türkiye	15%
Hungary	14%
Great Britain	13%
Singapore	12%
Poland	12%
France	12%
Australia	12%
Germany	11%
Italy	10%
Sweden	10%
Belgium	9%
Indonesia	9%
Argentina	9%
Spain	8%
Ireland	8%
Peru	8%
Canada	7%
Mexico	7%
Chile	6%
India	5%
Colombia	5%
Brazil	4%
South Africa	3%

Change from 12-month last month change

=	=
+3	+1
=	-1
-3	+6
-6	+1
-2	-1
-3	-3
-1	-1
+3	+8
+4	+3
-1	-1
=	+3
-2	-3
-2	-1
+2	+3
+1	+1
=	-1
+2	-4
-1	-1
+1	-5
=	+1
+1	+1
=	+1
+2	+3
-3	=
+2	-1
-2	+1
-3	-5
-1	=
-1	=
-2	+1

13. Rise of extremism

[Commentary]

Base: Representative sample of 25,775 adults aged 16-74 in 30 participating countries, August 22nd 2025 - September 5th 2025.

Source: Ipsos Global Advisor. Global score is a Global Country Average. See methodology for details. **Filter:** Country: World | Current Wave: Sep 25

Country

World	10%
Netherlands	22%
Israel	20%
US	18%
Poland	16%
Sweden	16%
Ireland	16%
France	14%
Great Britain	14%
Belgium	14%
Spain	14%
Germany	14%
South Korea	13%
Australia	11%
Canada	9%
Malaysia	9%
Brazil	9%
Italy	6%
Japan	6%
Singapore	6%
Türkiye	5%
India	5%
Chile	5%
Colombia	4%
Peru	4%
Argentina	3%
Mexico	3%
Hungary	2%
Indonesia	2%
Thailand	2%
South Africa	1%

Change from 12-month last month change

=	=
+3	+5
-6	+1
=	+1
-3	+9
+1	=
=	=
-1	-9
+2	-4
=	-2
-2	=
-4	-6
+1	+3
+2	=
=	+1
=	-3
+1	+2
=	-1
-3	+3
=	=
=	-2
-3	-5
=	=
-1	+1
=	+1
-1	=
=	+1
-3	-1
+1	-3
-1	-2
=	-1

14. Terrorism

[Commentary]

Base: Representative sample of 25,775 adults aged 16-74 in 30 participating countries, August 22nd 2025 - September 5th 2025.

Source: Ipsos Global Advisor. Global score is a Global Country Average. See methodology for details. **Filter:** Country: World | Current Wave: Sep 25

Country

Country		Change from 12-month last month	change
World	8%	=	-1
Israel	39%	+1	-11
Colombia	31%	+8	+14
India	19%	+2	+4
Peru	12%	+4	+8
Germany	10%	+1	-10
Sweden	10%	=	-1
US	9%	+1	+2
Malaysia	9%	+2	-1
France	9%	-1	-7
Türkiye	9%	-4	-5
Thailand	9%	-1	+4
Belgium	7%	+1	-3
Chile	6%	+1	-1
Netherlands	6%	=	-2
Great Britain	6%	-3	-4
Poland	6%	+2	+2
Australia	5%	+1	+1
Mexico	5%	-2	+1
Ireland	5%	=	+2
Singapore	4%	-1	-8
Spain	4%	+2	-1
Italy	3%	-1	=
Canada	3%	+1	-2
Japan	3%	=	+2
Brazil	2%	-1	-2
Indonesia	2%	-1	-4
Argentina	2%	-1	-1
South Africa	2%	+1	+1
South Korea	2%	+2	+1
Hungary	0%	-2	-2

15. Threats against the environment

[Commentary]

Base: Representative sample of 25,775 adults aged 16-74 in 30 participating countries, August 22nd 2025 - September 5th 2025.

Source: Ipsos Global Advisor. Global score is a Global Country Average. See methodology for details. **Filter:** Country: World | Current Wave: Sep 25

Country

World	7%
Netherlands	15%
Brazil	11%
Sweden	10%
Australia	10%
South Korea	10%
India	9%
Great Britain	9%
Japan	8%
Germany	8%
Poland	8%
Italy	8%
Peru	8%
Mexico	8%
France	7%
Colombia	7%
Canada	7%
Thailand	7%
Singapore	6%
US	6%
Spain	5%
Belgium	5%
Ireland	5%
Türkiye	5%
South Africa	5%
Malaysia	4%
Indonesia	4%
Israel	4%
Hungary	3%
Chile	3%
Argentina	1%

Change from 12-month last month change

-1	-1
+3	=
=	-6
-2	-4
+2	+1
-3	+3
-3	-2
=	-1
=	-3
-2	-2
+1	+2
+1	-1
+2	-2
+1	-3
-3	-2
+2	=
+2	+1
-2	-6
-3	=
+1	=
-1	+1
-5	-4
=	+2
-1	+1
+2	+3
-3	-4
-4	-7
-1	-5
=	-2
=	-3
-2	-1

16. Maintaining social programmes

[Commentary]

Base: Representative sample of 25,775 adults aged 16-74 in 30 participating countries, August 22nd 2025 - September 5th 2025.

Source: Ipsos Global Advisor. Global score is a Global Country Average. See methodology for details. **Filter:** Country: World | Current Wave: Sep 25

Country

World	7%
Sweden	17%
Japan	14%
South Korea	14%
Germany	11%
Thailand	11%
Indonesia	10%
Italy	9%
Spain	9%
Belgium	8%
Great Britain	8%
Netherlands	8%
Ireland	7%
US	7%
Mexico	7%
Hungary	7%
Australia	7%
France	6%
Canada	5%
Singapore	5%
Argentina	5%
Poland	4%
Chile	4%
India	4%
Israel	3%
Colombia	3%
Brazil	3%
Malaysia	3%
Peru	3%
Türkiye	2%
South Africa	2%

Change from 12-month last month change

=	=
+1	-1
-4	-5
-2	-2
+1	+1
+4	+3
-1	=
-2	-1
=	+2
-1	=
=	+1
-5	-1
-1	+2
-1	+2
=	-3
+2	+2
+1	-2
+1	=
=	+1
-1	-3
+1	+1
-2	-4
=	+2
-3	-5
+1	=
=	-1
-1	-1
-1	-4
+1	+1
=	=
+1	-1

17. Coronavirus (Covid-19)

[Commentary]

Base: Representative sample of 25,775 adults aged 16-74 in 30 participating countries, August 22nd 2025 - September 5th 2025.

Source: Ipsos Global Advisor. Global score is a Global Country Average. See methodology for details. **Filter:** Country: World | Current Wave: Sep 25

Country

Country		Change from 12-month last month	change
World	2%	=	-2
Thailand	5%	=	-4
Japan	5%	+3	-1
Türkiye	4%	=	+2
India	4%	-6	-3
Malaysia	4%	-1	-4
Australia	4%	+1	=
Ireland	3%	+2	=
South Korea	3%	+2	-2
Belgium	3%	+2	+1
Singapore	3%	=	-4
US	2%	=	-2
Germany	2%	=	-1
Sweden	2%	=	-2
Canada	2%	=	=
Brazil	2%	=	=
Indonesia	2%	-1	-1
Spain	2%	+1	=
Israel	1%	=	=
Mexico	1%	-2	-8
Hungary	1%	=	-2
Great Britain	1%	-1	=
Peru	1%	-2	=
Italy	1%	=	-2
South Africa	1%	=	=
France	1%	=	-1
Chile	1%	=	-1
Poland	1%	=	-5
Argentina	0%	-2	-2
Netherlands	0%	-1	-1
Colombia	0%	-2	-2

18. Access to credit

[Commentary]

Base: Representative sample of 25,775 adults aged 16-74 in 30 participating countries, August 22nd 2025 - September 5th 2025.

Source: Ipsos Global Advisor. Global score is a Global Country Average. See methodology for details. **Filter:** Country: World | Current Wave: Sep 25

Country

World	2%
Argentina	5%
India	4%
Thailand	3%
Australia	3%
Singapore	3%
Mexico	3%
Canada	3%
South Korea	3%
Sweden	2%
South Africa	2%
Colombia	2%
Poland	2%
Spain	2%
Türkiye	2%
Italy	2%
Hungary	2%
Ireland	2%
Brazil	2%
Belgium	2%
US	2%
Malaysia	2%
Japan	2%
Peru	2%
Israel	1%
Great Britain	1%
France	1%
Netherlands	1%
Germany	1%
Chile	1%
Indonesia	1%

Change from 12-month last month change

=	=
+1	+2
-5	-5
=	=
+2	=
+1	+1
+2	+2
+2	=
+1	+2
-1	=
+1	-1
=	-1
-2	-1
+1	=
-1	-2
=	-1
-1	-2
+1	=
=	+1
-1	-2
-1	+1
=	+1
-1	=
=	-2
=	=
=	-2
-1	-2
=	=

Methodology

This 29-country Global Advisor survey was conducted between August 22nd 2025 and September 5th 2025 via the Ipsos Online Panel system among 500 adults aged 18-74 in Canada, Israel, Malaysia, South Africa, Türkiye and the United States, 20-74 in Indonesia and Thailand, 21-74 in Singapore, and 16-74 in all other nations.

The "Global Country Average" reflects the average result for all the countries where the survey was conducted. It has not been adjusted to the population size of each country and is not intended to suggest a total result."

The sample consists of approximately 1000+ individuals in each of Australia, Belgium, Brazil, Canada, France, Germany, Great Britain, Italy, Japan, Spain, Sweden, and the US, and approximately 500+ individuals in each of Argentina, Chile, Colombia, Hungary, Indonesia, Israel, Malaysia, Mexico, the Netherlands, Peru, Poland, Singapore, South Africa, South Korea, Thailand and Türkiye.

The sample in India consists of approximately 2,200 individuals, of whom approximately 1,800 were interviewed face-to-face and 400 were interviewed online.

The samples in Argentina, Australia, Belgium, Canada, France, Germany, Great Britain, Hungary, Italy, Japan, the Netherlands, Poland, South Korea, Spain, Sweden, and the US can be taken as representative of these countries' general adult population under the age of 75.

The samples in Brazil, Chile, Colombia, India, Indonesia, Malaysia, Mexico, Peru, Singapore, South Africa, Thailand and Türkiye are more urban, more educated, and/or more affluent than the general population. The survey results for these markets should be viewed as reflecting the views of the more "connected" segment of these populations.

India's sample represents a large subset of its urban population – social economic

classes A, B and C in metros and tier 1-3 town classes across all four zones.

Weighting has been employed to balance demographics and ensure that the sample's composition reflects that of the adult population according to the most recent census data.

The precision of Ipsos online polls are calculated using a credibility interval with a poll of 1,000 accurate to +/- 3.5 percentage points and of 500 accurate to +/- 5.0 percentage points. For more information on the Ipsos use of credibility intervals, please visit the Ipsos website.

Where results do not sum to 100 or the 'difference' appears to be +/-1 more/less than the actual, this may be due to rounding, multiple responses, or the exclusion of don't knows or not stated responses

The publication of these findings abides by local rules and regulations.

