



# IPSOS ISSUES MONITOR DECEMBER 2025

The top issues facing Australia

Mark Davis

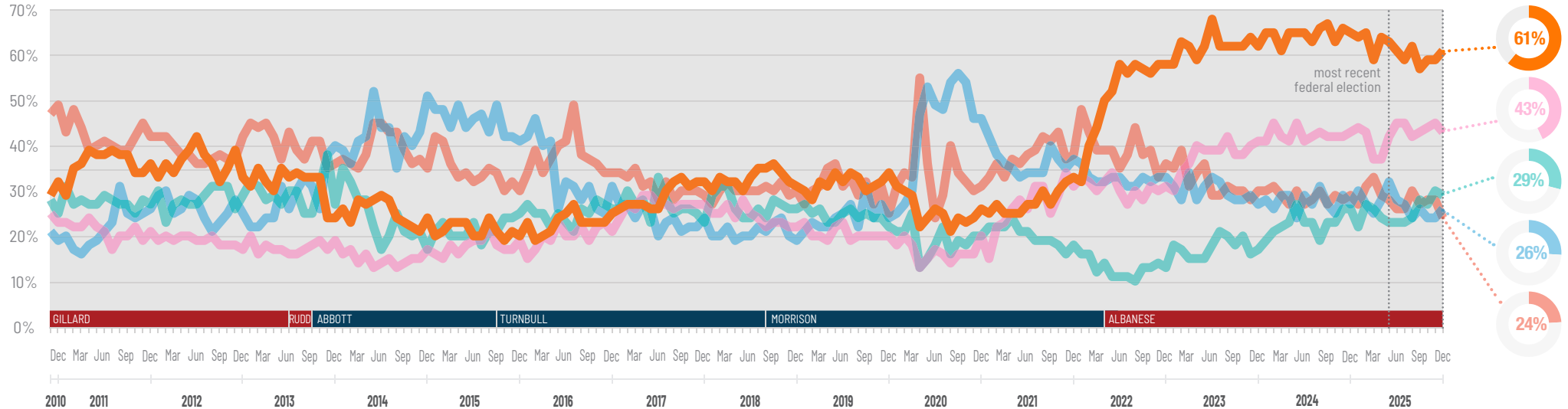
Managing Director, Public Affairs, Australia

mark.davis@ipsos.com

(03) 9946 0826

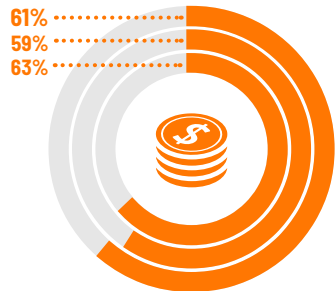


Each month we ask 1,000 Australians to select the three most important issues facing the nation. The top five issues facing Australia in December 2025 are shown below. A summary of all issues facing Australia can be found overleaf. If you would like to know more about the Ipsos Issues Monitor, or Ipsos Public Affairs, please contact Mark Davis.

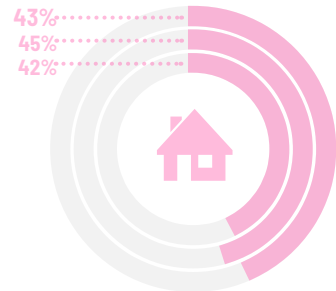


## Cost of Living

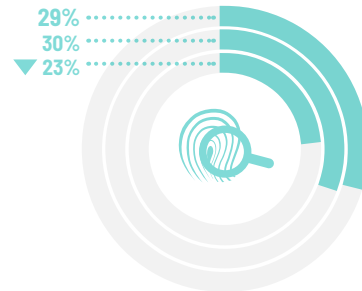
DEC 25  
Nov 25  
May 25



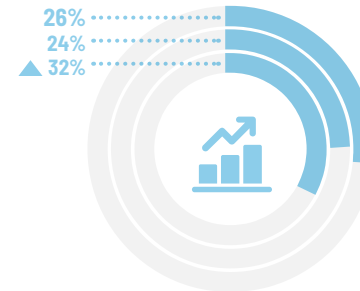
## Housing



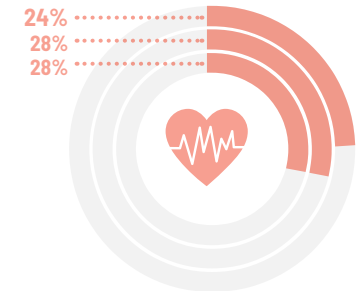
## Crime



## The Economy



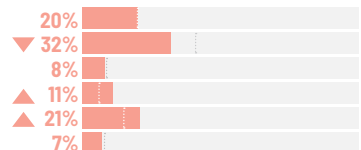
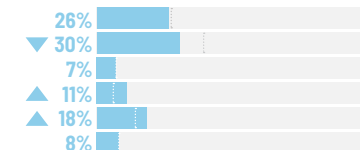
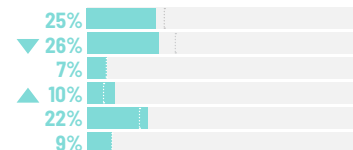
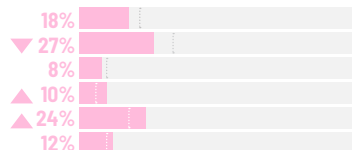
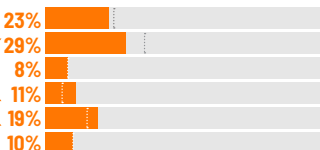
## Healthcare



▲▼  
significant  
difference  
compared  
with the most  
recent month

## Party most capable to manage the top issues facing Australia

COALITION  
ALP  
GREENS  
OTHER  
DON'T KNOW  
NONE



▲▼  
significant  
difference  
compared  
with the most  
recent federal  
election



# IPSOS ISSUES MONITOR DECEMBER 2025

The top issues facing Australia






Mark Davis

Managing Director, Public Affairs, Australia

mark.davis@ipsos.com

(03) 9946 0826



	2010	2011	2012	2013	2014	2015	2016	2017	2018	2019	2020	2021	2022	2023	2024	JAN 2025	FEB 2025	MAR 2025	APR 2025	MAY 2025	JUN 2025	JUL 2025	AUG 2025	SEP 2025	OCT 202	NOV 202	DEC 202
 <b>Cost of Living</b>	30%	36%	36%	31%	25%	21%	23%	29%	33%	32%	25%	28%	52%	62%	65%	64%	65%	59%	64%	63%	61%	59%	62%	57%	59%	59%	61%
 <b>Housing</b>	24%	21%	19%	18%	15%	18%	20%	27%	24%	20%	17%	27%	31%	38%	42%	44%	43%	37%	37%	42%	45%	45%	42%	43%	44%	45%	43%
 <b>Crime</b>	27%	28%	28%	29%	24%	22%	25%	27%	27%	24%	19%	20%	13%	18%	23%	22%	27%	26%	24%	23%	23%	23%	24%	28%	27%	30%	29%
 <b>The Economy</b>	20%	22%	26%	29%	42%	45%	33%	24%	21%	24%	45%	36%	33%	30%	28%	30%	27%	25%	28%	32%	28%	27%	24%	26%	24%	24%	26%
 <b>Healthcare</b>	48%	42%	39%	40%	39%	34%	38%	31%	30%	31%	34%	38%	39%	32%	29%	27%	31%	33%	29%	28%	26%	26%	30%	27%	28%	28%	24%
Immigration	20%	23%	22%	23%	20%	20%	20%	19%	21%	19%	11%	10%	7%	7%	13%	13%	11%	14%	15%	14%	15%	15%	17%	20%	22%	20%	23%
Poverty	10%	10%	10%	11%	13%	12%	13%	14%	15%	16%	15%	17%	15%	14%	12%	13%	13%	13%	14%	14%	13%	14%	13%	12%	12%	12%	12%
Environment	20%	18%	13%	12%	10%	10%	12%	13%	16%	25%	25%	25%	21%	16%	13%	14%	12%	13%	11%	10%	14%	12%	14%	12%	11%	12%	12%
Personal Debt	15%	13%	12%	9%	6%	5%	7%	10%	10%	10%	9%	8%	9%	11%	10%	10%	10%	9%	11%	10%	11%	10%	10%	7%	9%	7%	10%
Unemployment	10%	10%	17%	21%	26%	26%	24%	23%	18%	16%	35%	23%	10%	8%	8%	7%	7%	9%	9%	6%	8%	10%	8%	8%	9%	9%	9%
Taxation	6%	7%	8%	6%	8%	10%	10%	8%	8%	7%	6%	7%	7%	8%	8%	9%	8%	8%	9%	9%	8%	10%	11%	7%	8%	9%	8%
Population	10%	8%	7%	7%	6%	6%	6%	8%	13%	12%	8%	7%	5%	7%	8%	8%	8%	9%	8%	11%	7%	8%	9%	10%	9%	10%	8%
Petrol Prices	8%	15%	14%	11%	7%	4%	4%	6%	11%	9%	5%	8%	22%	17%	13%	10%	11%	10%	11%	10%	8%	8%	8%	8%	7%	8%	8%
Education	15%	12%	16%	19%	20%	17%	18%	14%	13%	13%	11%	12%	9%	8%	7%	6%	6%	6%	5%	7%	6%	7%	8%	6%	6%	6%	6%
Drug Abuse	13%	12%	12%	12%	13%	16%	17%	16%	15%	14%	11%	10%	6%	6%	6%	7%	5%	5%	6%	4%	7%	7%	6%	6%	5%	6%	6%
Defence	5%	4%	3%	3%	8%	16%	12%	14%	8%	7%	6%	8%	8%	5%	5%	4%	6%	9%	9%	6%	6%	7%	6%	7%	6%	5%	4%
Racism	6%	6%	5%	6%	7%	8%	8%	7%	5%	5%	6%	6%	4%	4%	3%	4%	4%	5%	3%	3%	4%	5%	3%	6%	5%	4%	4%
Transport	10%	10%	10%	9%	7%	7%	8%	8%	10%	9%	5%	5%	5%	5%	4%	4%	4%	5%	4%	4%	5%	5%	5%	5%	3%	4%	4%
Indigenous Issues	4%	3%	3%	2%	2%	2%	3%	3%	3%	4%	5%	6%	5%	6%	4%	4%	3%	5%	4%	4%	4%	3%	4%	4%	4%	2%	3%

