



IPSOS ISSUES MONITOR NOVEMBER 2025

The top issues facing Australia

Mark Davis

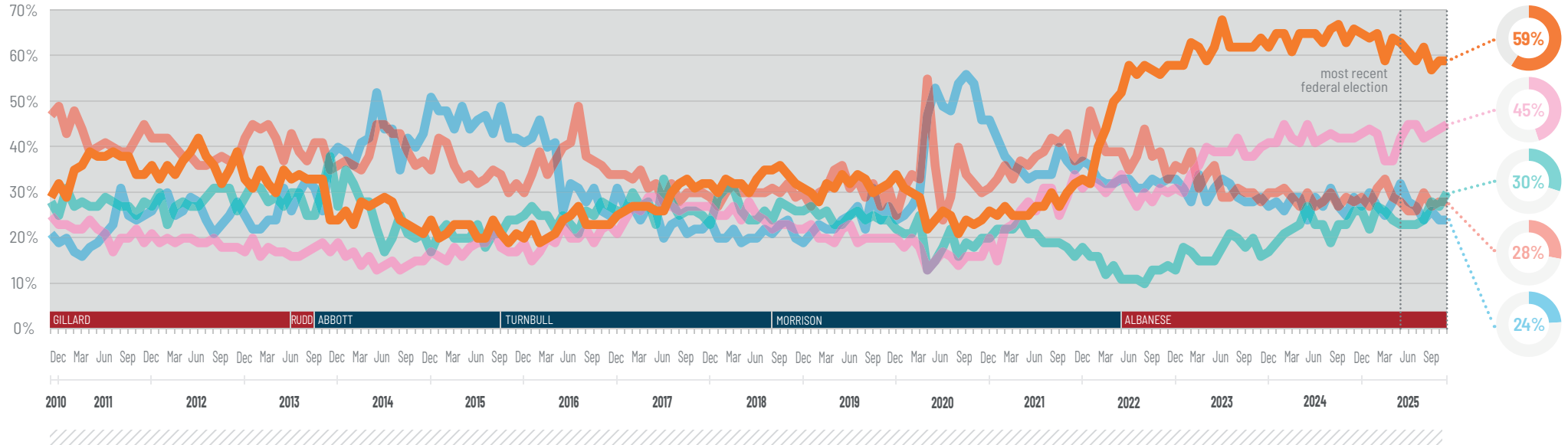
Managing Director, Public Affairs, Australia

mark.davis@ipsos.com

(03) 9946 0826

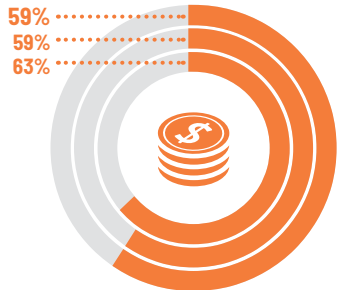


The Ipsos Issues Monitor is Australia's longest running ongoing survey of community concerns. We've checked-in with 1000 Australians' worries each and every month for more than a decade. So, what are we most concerned about, how do these worries change, and which political party do we believe is most capable of addressing these issues?

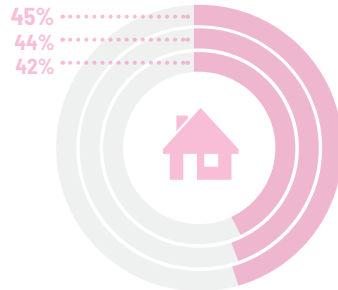


Cost of Living

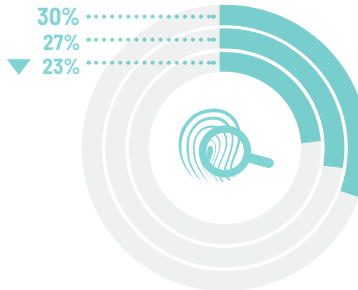
NOV 25
OCT 25
MAY 25



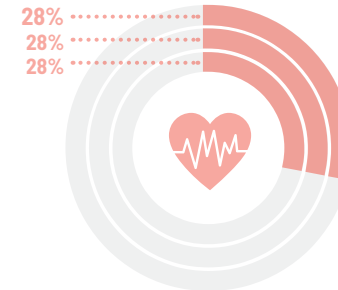
Housing



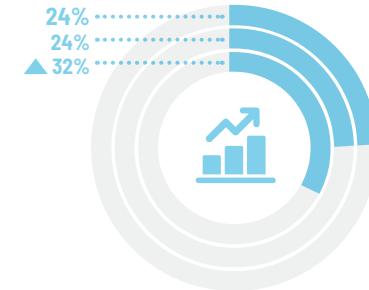
Crime



Healthcare

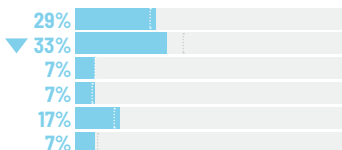
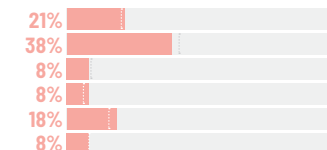
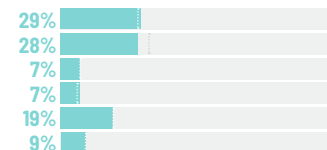
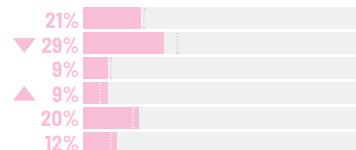
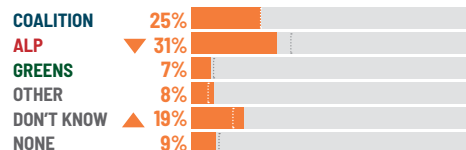


The Economy



▲▼
significant
difference
compared
with the
current
month

Party most capable to manage the top issues facing Australia



▲▼
significant
difference
compared
with the
most
recent
federal
election



IPSOS ISSUES MONITOR NOVEMBER 2025

The top issues facing Australia






Mark Davis

Managing Director, Public Affairs, Australia

mark.davis@ipsos.com

(03) 9946 0826



	2010	2011	2012	2013	2014	2015	2016	2017	2018	2019	2020	2021	2022	2023	2024	JAN 2025	FEB 2025	MAR 2025	APR 2025	MAY 2025	JUN 2025	JUL 2025	AUG 2025	SEP 2025	OCT 2025	NOV 2025
 Cost of Living	30%	36%	36%	31%	25%	21%	23%	29%	33%	32%	25%	28%	52%	62%	65%	64%	65%	59%	64%	63%	61%	59%	62%	57%	59%	59%
 Housing	24%	21%	19%	18%	15%	18%	20%	27%	24%	20%	17%	27%	31%	38%	42%	44%	43%	37%	37%	42%	45%	45%	42%	43%	44%	45%
 Crime	27%	28%	28%	29%	24%	22%	25%	27%	27%	24%	19%	20%	13%	18%	23%	22%	27%	26%	24%	23%	23%	23%	24%	28%	27%	30%
 Healthcare	48%	42%	39%	40%	39%	34%	38%	31%	30%	31%	34%	38%	39%	32%	29%	27%	31%	33%	29%	28%	26%	26%	30%	27%	28%	28%
 The Economy	20%	22%	26%	29%	42%	45%	33%	24%	21%	24%	45%	36%	33%	30%	28%	30%	27%	25%	28%	32%	28%	27%	24%	26%	24%	24%
Immigration	20%	23%	22%	23%	20%	20%	20%	19%	21%	19%	11%	10%	7%	7%	13%	13%	11%	14%	15%	14%	15%	15%	17%	20%	22%	20%
Poverty	10%	10%	10%	11%	13%	12%	13%	14%	15%	16%	15%	17%	15%	14%	12%	13%	13%	13%	14%	14%	13%	14%	13%	12%	12%	12%
Environment	20%	18%	13%	12%	10%	10%	12%	13%	16%	25%	25%	25%	21%	16%	13%	14%	12%	13%	11%	10%	14%	12%	14%	12%	11%	12%
Population	10%	8%	7%	7%	6%	6%	6%	8%	13%	12%	8%	7%	5%	7%	8%	8%	8%	9%	8%	11%	7%	8%	9%	10%	9%	10%
Taxation	6%	7%	8%	6%	8%	10%	10%	8%	8%	7%	6%	7%	7%	8%	8%	9%	8%	8%	9%	9%	8%	10%	11%	7%	8%	9%
Unemployment	10%	10%	17%	21%	26%	26%	24%	23%	18%	16%	35%	23%	10%	8%	8%	7%	7%	9%	9%	6%	8%	10%	8%	8%	9%	9%
Petrol Prices	8%	15%	14%	11%	7%	4%	4%	6%	11%	9%	5%	8%	22%	17%	13%	10%	11%	10%	11%	10%	8%	8%	8%	8%	7%	8%
Personal Debt	15%	13%	12%	9%	6%	5%	7%	10%	10%	10%	9%	8%	9%	11%	10%	10%	10%	9%	11%	10%	11%	10%	10%	7%	9%	7%
Drug Abuse	13%	12%	12%	12%	13%	16%	17%	16%	15%	14%	11%	10%	6%	6%	6%	7%	5%	5%	6%	4%	7%	7%	6%	6%	5%	6%
Education	15%	12%	16%	19%	20%	17%	18%	14%	13%	13%	11%	12%	9%	8%	7%	6%	6%	6%	5%	7%	6%	7%	8%	6%	6%	6%
Defence	5%	4%	3%	3%	8%	16%	12%	14%	8%	7%	6%	8%	8%	5%	5%	4%	6%	9%	9%	6%	6%	7%	6%	7%	6%	5%
Transport	10%	10%	10%	9%	7%	7%	8%	8%	10%	9%	5%	5%	5%	5%	4%	4%	4%	5%	4%	4%	5%	5%	5%	5%	3%	4%
Racism	6%	6%	5%	6%	7%	8%	8%	7%	5%	5%	6%	6%	4%	4%	3%	4%	4%	5%	3%	3%	4%	5%	3%	6%	5%	4%
Indigenous Issues	4%	3%	3%	2%	2%	2%	3%	3%	3%	4%	5%	6%	5%	6%	4%	4%	3%	5%	4%	4%	4%	3%	4%	4%	4%	2%

