



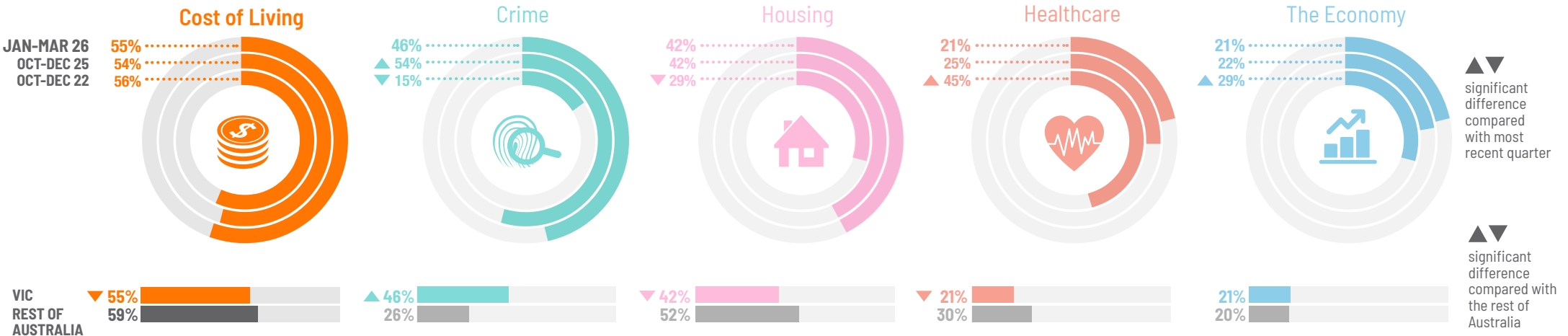
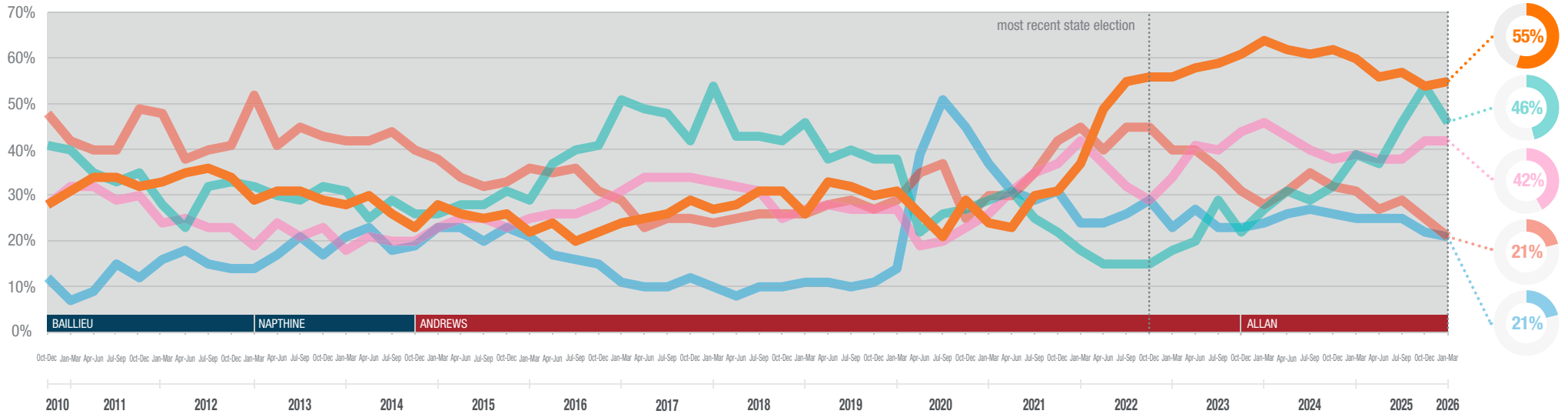
# IPSOS ISSUES MONITOR MARCH 2026

## The top issues facing Victoria

**Daniel Pole**  
 Head of Ipsos Public Affairs  
 ✉ daniel.pole@ipsos.com  
 ☎ (03) 9946 0821



Each quarter we ask 800 Victorians to select the three most important issues facing their state. The top five issues facing Victoria between January and March 2026 are shown below. A summary of all issues facing Victoria can be found overleaf. If you would like to know more about the Ipsos Issues Monitor, or Ipsos Public Affairs in Victoria, please contact Daniel Pole.





# IPSOS ISSUES MONITOR MARCH 2026

## The top issues facing Victoria

**Daniel Pole**  
 Head of Ipsos Public Affairs  
 ✉ daniel.pole@ipsos.com  
 ☎ (03) 9946 0821



	2010	2011	2012	2013	2014	2015	2016	2017	2018	2019	2020	2021	2022	2023	2024	JAN-MAR 2025	APR-JUN 2025	JUL-SEP 2025	OCT-DEC 2025	JAN-MAR 2026
<b>Cost of Living</b>	28%	33%	34%	30%	27%	26%	22%	26%	29%	30%	27%	27%	49%	59%	62%	60%	56%	57%	54%	55%
<b>Crime</b>	41%	36%	29%	31%	28%	28%	36%	47%	46%	40%	28%	27%	16%	22%	30%	39%	37%	46%	54%	46%
<b>Housing</b>	28%	31%	24%	22%	20%	24%	26%	33%	30%	27%	22%	32%	35%	40%	41%	39%	38%	38%	42%	42%
<b>Healthcare</b>	48%	43%	42%	45%	42%	34%	34%	25%	25%	27%	32%	34%	44%	37%	32%	31%	27%	29%	25%	21%
<b>The Economy</b>	12%	11%	16%	17%	20%	22%	17%	11%	10%	11%	37%	32%	26%	24%	26%	25%	25%	25%	22%	21%
Immigration	6%	8%	8%	8%	7%	8%	10%	10%	13%	10%	7%	8%	5%	6%	8%	8%	11%	11%	15%	17%
Unemployment	8%	10%	23%	25%	35%	31%	24%	20%	15%	13%	36%	24%	11%	8%	9%	7%	10%	7%	6%	10%
Poverty	7%	8%	7%	7%	9%	10%	12%	12%	14%	15%	13%	14%	14%	12%	11%	11%	13%	9%	10%	10%
Taxation	3%	5%	5%	5%	5%	7%	7%	5%	4%	5%	4%	5%	5%	7%	8%	8%	10%	10%	7%	10%
Personal Debt	11%	11%	10%	7%	6%	7%	7%	9%	10%	9%	10%	10%	9%	11%	9%	9%	10%	10%	9%	10%
Population	8%	8%	7%	7%	6%	8%	8%	11%	15%	16%	12%	8%	7%	7%	9%	10%	10%	9%	8%	10%
Transport	31%	32%	30%	28%	28%	28%	28%	23%	22%	25%	15%	12%	10%	10%	8%	10%	10%	8%	8%	9%
Environment	17%	13%	8%	9%	8%	9%	9%	9%	12%	18%	20%	19%	16%	14%	9%	10%	8%	7%	9%	8%
Petrol Prices	11%	18%	18%	16%	13%	7%	6%	7%	13%	11%	5%	10%	25%	17%	13%	10%	10%	7%	6%	8%
Drug Abuse	15%	13%	13%	14%	17%	23%	23%	24%	19%	18%	12%	13%	7%	9%	7%	7%	9%	9%	9%	7%
Racism	5%	6%	4%	5%	5%	5%	7%	6%	6%	6%	5%	5%	4%	4%	4%	4%	3%	6%	4%	6%
Education	17%	13%	21%	21%	20%	18%	17%	13%	12%	12%	11%	12%	10%	9%	7%	7%	8%	7%	6%	5%
Defence	2%	1%	1%	1%	2%	5%	4%	5%	4%	3%	2%	3%	3%	2%	2%	2%	2%	2%	2%	3%
Indigenous Issues	1%	1%	1%	1%	1%	1%	2%	2%	2%	2%	3%	5%	4%	3%	4%	2%	3%	3%	3%	2%





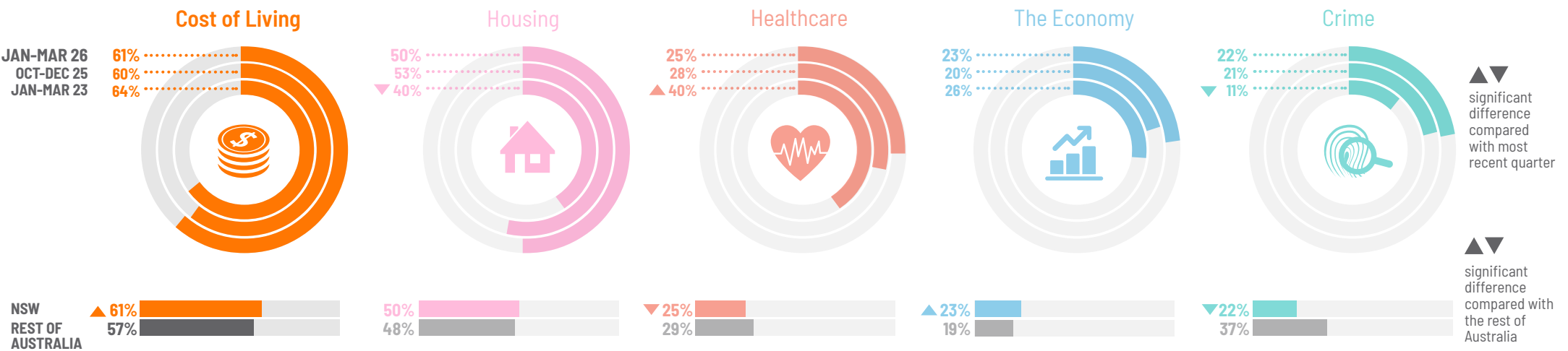
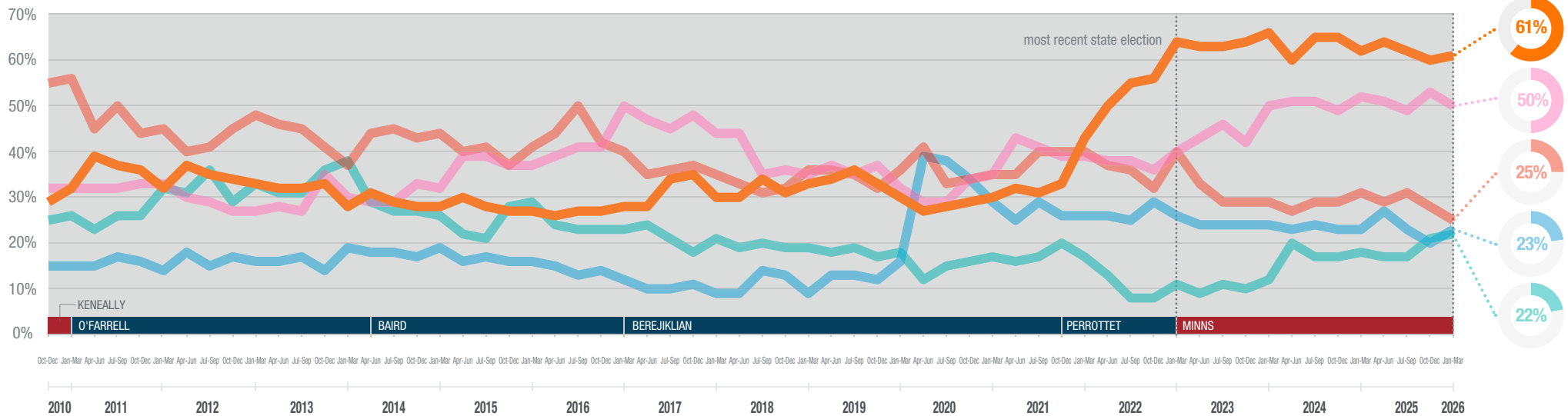
# IPSOS ISSUES MONITOR MARCH 2026

## The top issues facing New South Wales

**Stuart Clark**  
Director of Ipsos Public Affairs  
✉ stuart.clark@ipsos.com  
☎ (02) 9900 5180



Each quarter we ask 1000 residents of New South Wales to select the three most important issues facing their state. The top five issues facing New South Wales between January and March 2026 are shown below. A summary of all issues facing New South Wales can be found overleaf. If you would like to know more about the Ipsos Issues Monitor, or Ipsos Public Affairs in New South Wales, please contact Stuart Clark.





# IPSOS ISSUES MONITOR MARCH 2026

## The top issues facing New South Wales

**Stuart Clark**  
 Director of Ipsos Public Affairs  
 ✉️ stuart.clark@ipsos.com  
 ☎️ (02) 9900 5180



	2010	2011	2012	2013	2014	2015	2016	2017	2018	2019	2020	2021	2022	2023	2024	JAN-MAR 2025	APR-JUN 2025	JUL-SEP 2025	OCT-DEC 2025	JAN-MAR 2026
<b>Cost of Living</b>	29%	36%	34%	32%	29%	28%	27%	31%	31%	34%	28%	32%	51%	64%	64%	62%	64%	62%	60%	61%
<b>Housing</b>	32%	32%	30%	29%	30%	37%	40%	48%	40%	36%	31%	40%	38%	43%	50%	52%	51%	49%	53%	50%
<b>Healthcare</b>	55%	49%	43%	45%	42%	41%	44%	37%	33%	35%	36%	38%	36%	33%	28%	31%	29%	31%	28%	25%
<b>The Economy</b>	15%	16%	16%	16%	18%	17%	14%	11%	11%	12%	32%	27%	26%	25%	24%	23%	27%	23%	20%	23%
<b>Crime</b>	25%	25%	32%	33%	30%	24%	25%	22%	20%	19%	15%	17%	12%	10%	17%	18%	17%	17%	21%	22%
Immigration	7%	8%	8%	10%	7%	9%	10%	11%	14%	11%	9%	7%	5%	6%	10%	8%	11%	13%	17%	18%
Population	9%	7%	7%	6%	6%	8%	10%	13%	17%	17%	12%	9%	7%	8%	11%	10%	9%	11%	10%	13%
Petrol Prices	11%	19%	18%	16%	14%	10%	7%	9%	15%	12%	8%	12%	26%	21%	18%	14%	14%	11%	9%	12%
Poverty	6%	6%	7%	7%	10%	9%	10%	10%	13%	12%	12%	14%	12%	12%	11%	11%	11%	12%	10%	11%
Taxation	6%	6%	5%	5%	6%	7%	6%	6%	6%	5%	5%	6%	7%	8%	7%	7%	7%	7%	8%	9%
Personal Debt	12%	11%	11%	8%	7%	7%	8%	10%	12%	11%	10%	9%	10%	11%	11%	9%	11%	11%	11%	9%
Unemployment	10%	11%	15%	19%	25%	25%	21%	19%	14%	12%	31%	20%	11%	10%	8%	8%	7%	8%	10%	9%
Environment	12%	10%	8%	9%	8%	9%	9%	9%	12%	23%	22%	20%	17%	14%	11%	13%	10%	11%	9%	8%
Transport	32%	33%	30%	27%	23%	23%	22%	22%	24%	24%	16%	13%	12%	11%	9%	10%	10%	9%	10%	8%
Racism	6%	4%	4%	5%	5%	6%	6%	5%	4%	3%	4%	5%	4%	4%	3%	5%	3%	4%	5%	6%
Education	17%	14%	17%	20%	21%	18%	19%	16%	15%	15%	13%	13%	11%	10%	9%	9%	7%	8%	8%	5%
Drug Abuse	12%	10%	11%	12%	14%	16%	16%	14%	13%	13%	10%	10%	7%	6%	5%	5%	5%	6%	6%	5%
Defence	1%	1%	1%	1%	3%	7%	5%	6%	4%	3%	2%	2%	4%	2%	2%	2%	2%	3%	2%	4%
Indigenous Issues	4%	1%	1%	1%	2%	2%	2%	2%	2%	3%	3%	4%	4%	5%	3%	3%	2%	3%	3%	2%





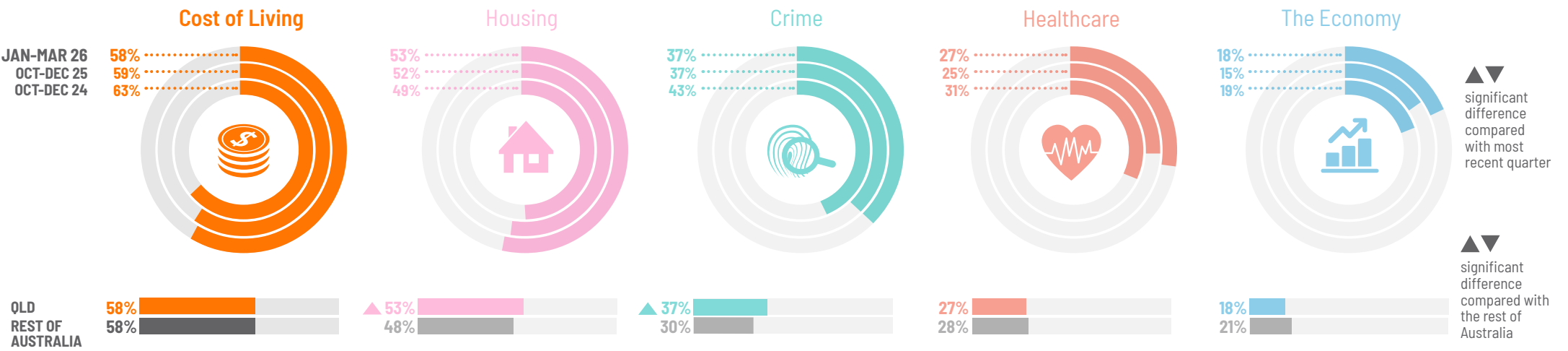
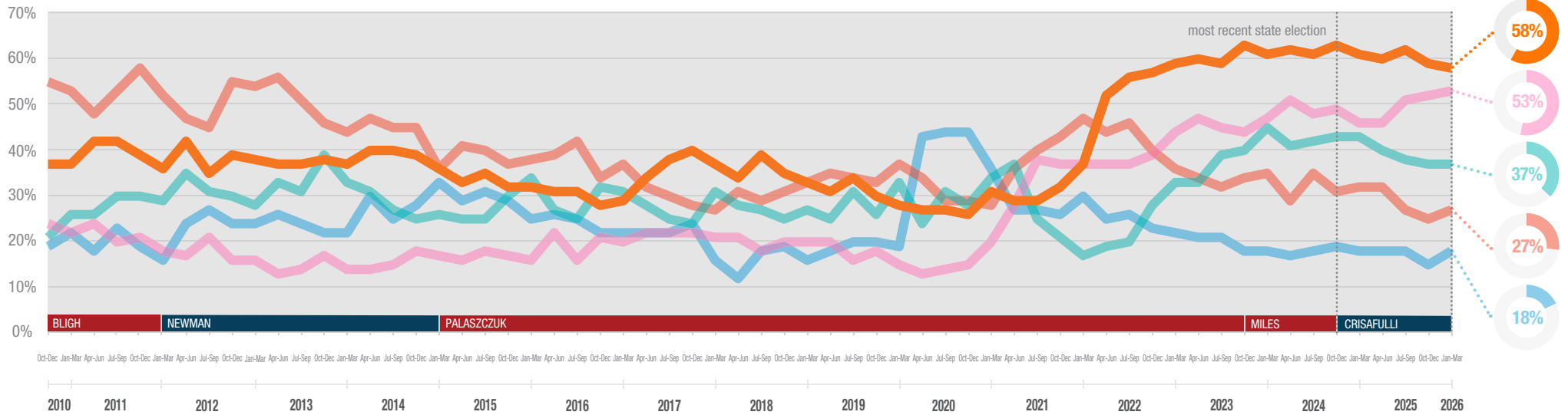
# IPSOS ISSUES MONITOR MARCH 2026

## The top issues facing Queensland

**David Elliott**  
Deputy Managing Director  
✉ david.elliott@ipsos.com  
☎ (07) 3016 7600



Each quarter we ask 600 Queenslanders to select the three most important issues facing their state. The top five issues facing Queensland between January and March 2026 are shown below. A summary of all issues facing Queensland can be found overleaf. If you would like to know more about the Ipsos Issues Monitor, or Ipsos Public Affairs in Queensland, please contact David Elliott.





# IPSOS ISSUES MONITOR MARCH 2026

## The top issues facing Queensland

**David Elliott**  
Deputy Managing Director  
✉ david.elliott@ipsos.com  
☎ (07) 3016 7600



	2010	2011	2012	2013	2014	2015	2016	2017	2018	2019	2020	2021	2022	2023	2024	JAN-MAR 2025	APR-JUN 2025	JUL-SEP 2025	OCT-DEC 2025	JAN-MAR 2026
<b>Cost of Living</b>	37%	40%	38%	37%	39%	34%	30%	35%	36%	32%	27%	31%	50%	60%	62%	61%	60%	62%	59%	58%
<b>Housing</b>	24%	22%	18%	15%	15%	17%	19%	22%	20%	19%	14%	31%	37%	45%	49%	46%	46%	51%	52%	53%
<b>Crime</b>	21%	28%	31%	33%	29%	27%	30%	27%	28%	27%	29%	29%	21%	36%	43%	43%	40%	38%	37%	37%
<b>Healthcare</b>	55%	53%	50%	52%	45%	38%	38%	31%	30%	34%	32%	37%	44%	34%	33%	32%	32%	27%	25%	27%
<b>The Economy</b>	19%	20%	23%	24%	26%	30%	24%	22%	16%	19%	38%	29%	26%	21%	18%	18%	18%	18%	15%	18%
Immigration	6%	7%	7%	7%	6%	6%	7%	8%	10%	8%	5%	5%	4%	4%	7%	7%	10%	11%	17%	16%
Petrol Prices	13%	25%	25%	21%	21%	15%	11%	16%	29%	21%	11%	14%	28%	20%	15%	15%	14%	12%	13%	13%
Population	12%	7%	5%	4%	5%	3%	5%	5%	8%	7%	5%	8%	7%	7%	8%	9%	8%	10%	11%	10%
Transport	16%	18%	15%	14%	12%	14%	17%	18%	16%	18%	14%	12%	9%	7%	8%	8%	7%	8%	7%	9%
Personal Debt	17%	11%	10%	10%	8%	7%	9%	9%	11%	11%	10%	8%	8%	9%	8%	7%	10%	7%	9%	9%
Poverty	9%	6%	6%	8%	9%	9%	10%	12%	11%	12%	10%	14%	11%	11%	10%	11%	11%	12%	10%	9%
Environment	13%	14%	10%	10%	9%	10%	11%	14%	13%	22%	23%	18%	15%	11%	9%	8%	11%	9%	8%	8%
Drug Abuse	10%	9%	10%	10%	10%	17%	21%	18%	18%	18%	15%	13%	7%	7%	6%	5%	7%	6%	7%	6%
Taxation	4%	4%	6%	5%	6%	5%	6%	6%	5%	6%	4%	5%	5%	6%	4%	7%	5%	7%	5%	6%
Education	21%	14%	17%	17%	18%	17%	16%	14%	13%	13%	12%	11%	8%	5%	6%	7%	6%	7%	6%	5%
Unemployment	13%	14%	24%	27%	33%	39%	33%	31%	26%	25%	41%	25%	8%	7%	6%	6%	5%	7%	7%	5%
Racism	3%	2%	2%	3%	3%	3%	4%	5%	3%	3%	4%	5%	3%	3%	3%	2%	3%	4%	5%	5%
Defence	1%	1%	1%	1%	2%	5%	3%	4%	3%	2%	1%	3%	3%	2%	2%	2%	2%	1%	2%	3%
Indigenous Issues	5%	3%	3%	3%	3%	3%	4%	3%	3%	4%	5%	5%	4%	4%	3%	4%	4%	3%	3%	2%





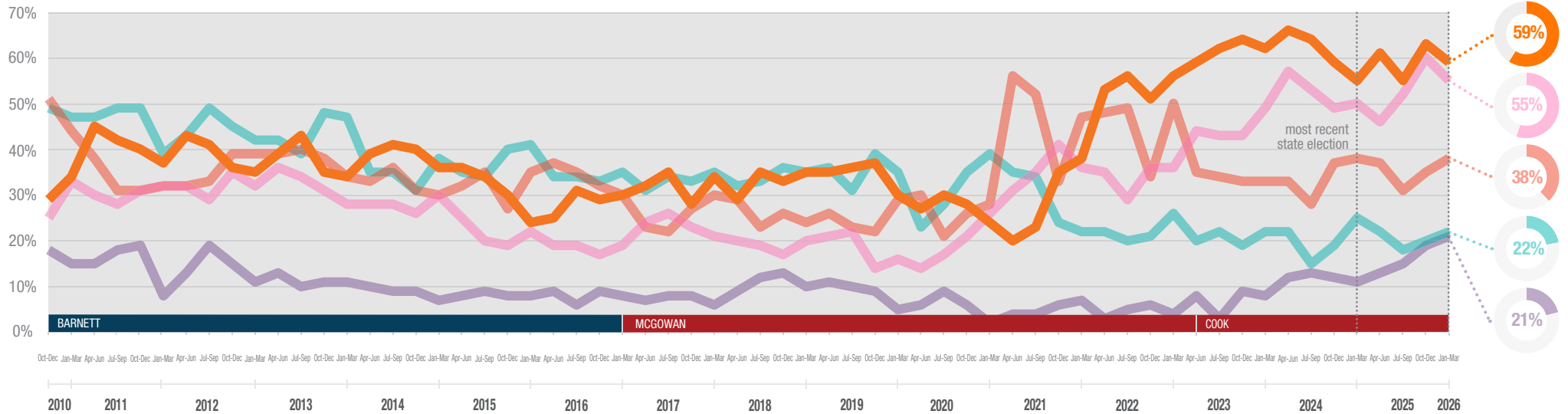
# IPSOS ISSUES MONITOR MARCH 2026

## The top issues facing Western Australia

**Daniel Pole**  
 Head of Ipsos Public Affairs  
 ✉ daniel.pole@ipsos.com  
 ☎ (03) 9946 0821

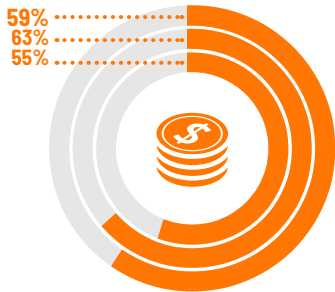


Each quarter we ask 300 Western Australians to select the three most important issues facing their state. The top five issues facing Western Australia between January and March 2026 are shown below. A summary of all issues facing Western Australia can be found overleaf. If you would like to know more about the Ipsos Issues Monitor, or Ipsos Public Affairs in Western Australia, please contact Daniel Pole.



### Cost of Living

JAN-MAR 26  
 OCT-DEC 25  
 JAN-MAR 25




### Housing

55%  
 60%  
 50%



### Healthcare

38%  
 35%  
 38%



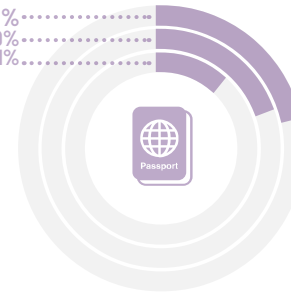
### Crime

22%  
 20%  
 25%



### Immigration


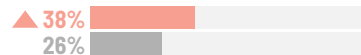
21%  
 19%  
 11%



▲▼  
 significant difference compared with most recent quarter

▲▼  
 significant difference compared with the rest of Australia

WA  
 REST OF AUSTRALIA





# IPSOS ISSUES MONITOR MARCH 2026

## The top issues facing Western Australia

**Daniel Pole**  
 Head of Ipsos Public Affairs  
 ✉ daniel.pole@ipsos.com  
 ☎ (03) 9946 0821



	2010	2011	2012	2013	2014	2015	2016	2017	2018	2019	2020	2021	2022	2023	2024	JAN-MAR 2025	APR-JUN 2025	JUL-SEP 2025	OCT-DEC 2025	JAN-MAR 2026
<b>Cost of Living</b>	29%	40%	39%	38%	38%	34%	28%	31%	32%	36%	29%	26%	49%	60%	63%	55%	61%	55%	63%	59%
<b>Housing</b>	25%	30%	32%	33%	27%	23%	19%	23%	19%	19%	17%	33%	34%	41%	52%	50%	46%	52%	60%	55%
<b>Healthcare</b>	51%	36%	34%	39%	33%	31%	35%	26%	27%	24%	27%	43%	44%	38%	32%	38%	37%	31%	35%	38%
<b>Crime</b>	49%	48%	44%	43%	37%	36%	36%	33%	34%	35%	30%	33%	21%	22%	19%	25%	22%	18%	20%	22%
<b>Immigration</b>	18%	17%	14%	11%	10%	8%	8%	8%	10%	10%	6%	4%	5%	6%	11%	11%	13%	15%	19%	21%
<b>The Economy</b>	9%	9%	10%	13%	22%	28%	31%	30%	26%	20%	31%	22%	19%	19%	18%	15%	18%	17%	19%	14%
<b>Poverty</b>	7%	7%	9%	8%	10%	9%	9%	9%	11%	15%	13%	15%	13%	13%	10%	13%	12%	14%	9%	11%
<b>Environment</b>	24%	19%	17%	12%	9%	8%	9%	8%	11%	18%	18%	21%	15%	14%	11%	11%	11%	9%	9%	10%
<b>Taxation</b>	4%	5%	6%	4%	6%	8%	7%	6%	6%	7%	6%	5%	8%	6%	7%	4%	9%	9%	7%	9%
<b>Drug Abuse</b>	19%	18%	18%	18%	18%	26%	31%	31%	29%	31%	26%	23%	10%	13%	9%	11%	10%	9%	10%	9%
<b>Unemployment</b>	5%	5%	8%	9%	16%	24%	29%	35%	28%	29%	38%	19%	12%	9%	10%	7%	8%	9%	8%	8%
<b>Population</b>	6%	3%	6%	6%	6%	5%	6%	4%	6%	5%	4%	4%	4%	6%	9%	11%	8%	11%	9%	8%
<b>Personal Debt</b>	15%	12%	10%	9%	9%	8%	8%	12%	13%	12%	11%	11%	10%	10%	11%	11%	10%	10%	8%	7%
<b>Petrol Prices</b>	8%	17%	14%	11%	12%	6%	6%	7%	15%	11%	7%	10%	27%	19%	13%	9%	10%	12%	8%	7%
<b>Education</b>	12%	10%	12%	16%	19%	13%	14%	11%	12%	8%	10%	10%	9%	7%	6%	7%	5%	7%	6%	6%
<b>Racism</b>	8%	5%	4%	3%	3%	4%	4%	5%	4%	3%	6%	4%	5%	4%	3%	4%	3%	5%	3%	6%
<b>Defence</b>	3%	1%	2%	2%	3%	4%	3%	3%	3%	2%	3%	3%	3%	3%	4%	6%	4%	6%	1%	5%
<b>Transport</b>	6%	12%	15%	20%	18%	19%	16%	14%	10%	10%	10%	10%	7%	5%	5%	8%	6%	6%	4%	3%
<b>Indigenous Issues</b>	5%	4%	6%	4%	3%	4%	3%	3%	3%	5%	7%	5%	4%	5%	5%	5%	7%	7%	3%	2%

