

# WHAT WORRIES THE WORLD?

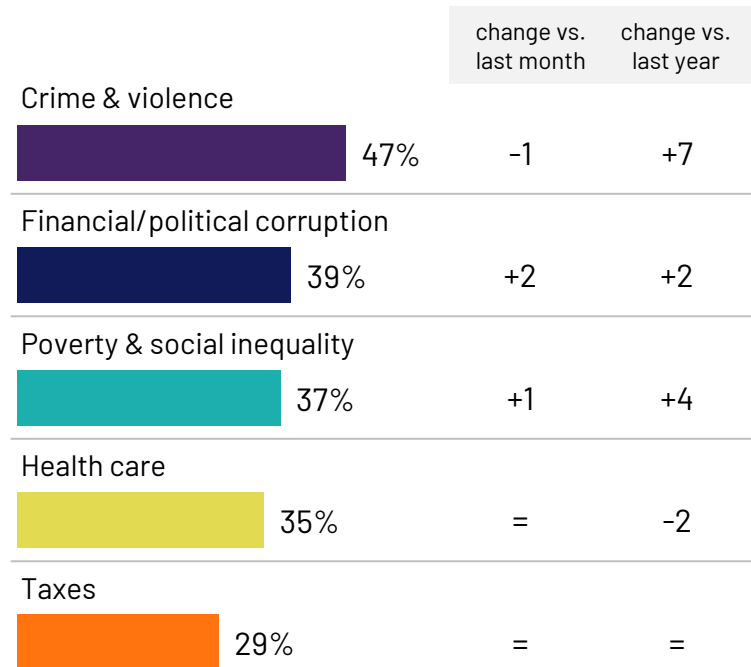
BRAZIL REPORT

June 2026

# BRAZIL SUMMARY: JUNE 2026

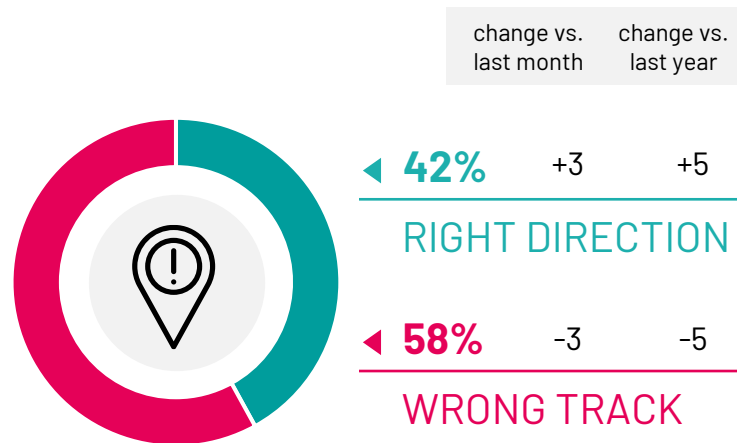
## Top five worries

Q: Which three of the following topics do you find the most worrying in your country?



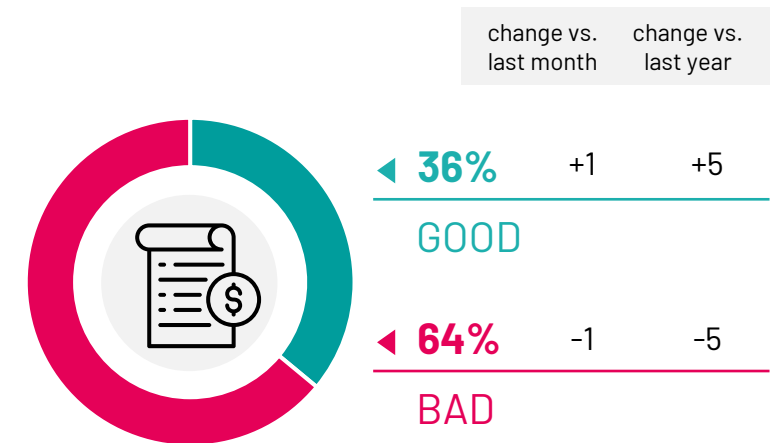
## State of the country

Q: Generally speaking, would you say things in this country are heading in the right direction, or are they off on the wrong track?



## State of the economy

Q: How would you describe the current economic situation in your country?



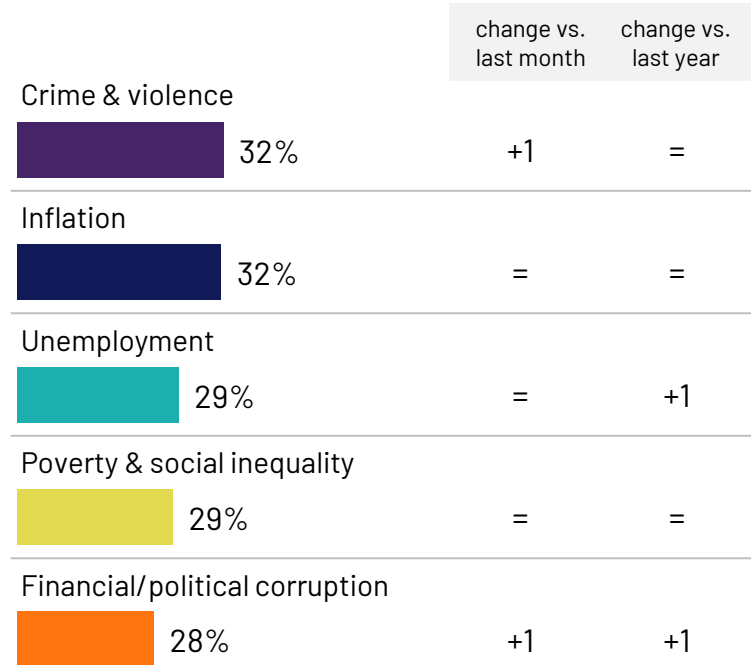
Base: Representative sample of Brazilian adults aged 16-74. c.1000 per month

Source: Ipsos Global Advisor. Global score is a Global Country Average. See methodology for details. Filter: Country: Brazil | Current Wave: Jun 26

# WORLD SUMMARY: JUNE 2026

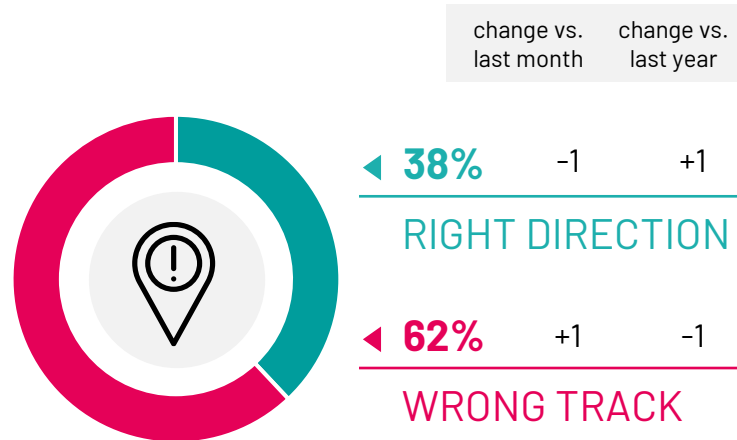
## Top five worries

Q: Which three of the following topics do you find the most worrying in your country?



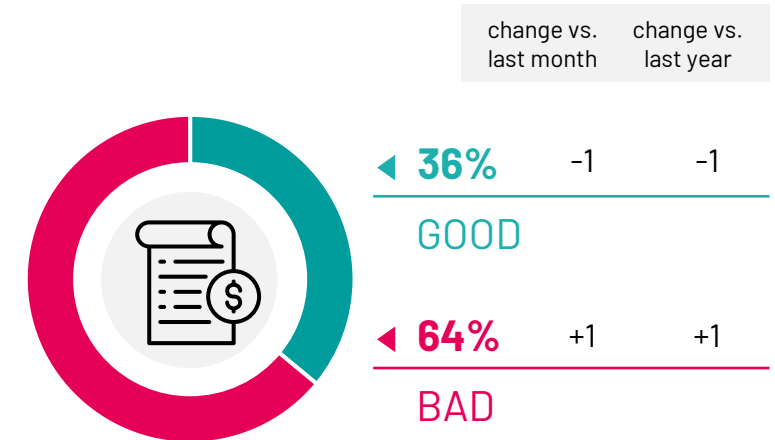
## State of the country

Q: Generally speaking, would you say things in this country are heading in the right direction, or are they off on the wrong track?



## State of the economy

Q: How would you describe the current economic situation in your country?



Base: Representative sample of 23,534 adults aged 16-74 in 30 participating countries, May 22nd 2026 - June 5th 2026.

Source: Ipsos Global Advisor. Global score is a Global Country Average. See methodology for details. Filter: Country: World | Current Wave: Jun 26

# DIRECTION OF TRAVEL

A man in a dark suit is shown in profile, talking on a mobile phone. He is standing in front of a large, circular wall that is densely packed with numerous small, colorful national flags from various countries. The flags are arranged in a grid-like pattern, creating a vibrant and busy background. The lighting is soft, highlighting the man and the texture of the wall.

- Country comparisons
- Trends over time: Brazil
- Trends over time: World

# Right vs. Wrong Direction Monitor

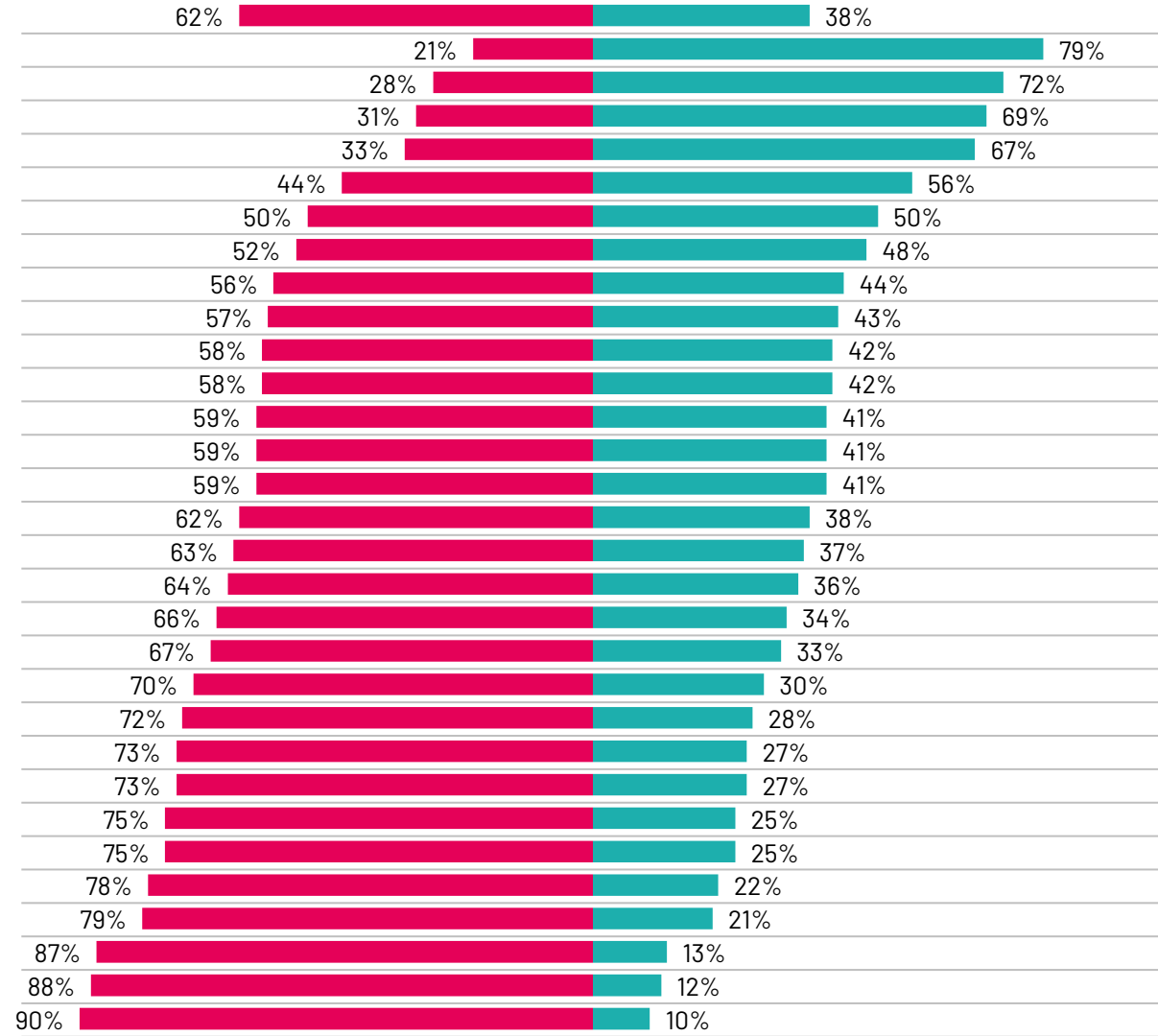
**Base:** Representative sample of 23,534 adults aged 16-74 in 30 participating countries, May 22nd 2026 - June 5th 2026.

**Source:** Ipsos Global Advisor. Global score is a Global Country Average. See methodology for details. **Filter:** Country: World | Current Wave: Jun 26

## Country

World
Singapore
Hungary
India
Malaysia
South Korea
Thailand
Colombia
Indonesia
Argentina
Canada
Brazil
Chile
Poland
Australia
Japan
Sweden
Mexico
Ireland
Spain
Israel
US
Türkiye
Belgium
South Africa
Italy
Great Britain
Netherlands
Germany
Peru
France

## Q: Would you say things in this country are heading in the right direction, or are they off on the wrong track? (June 2026)



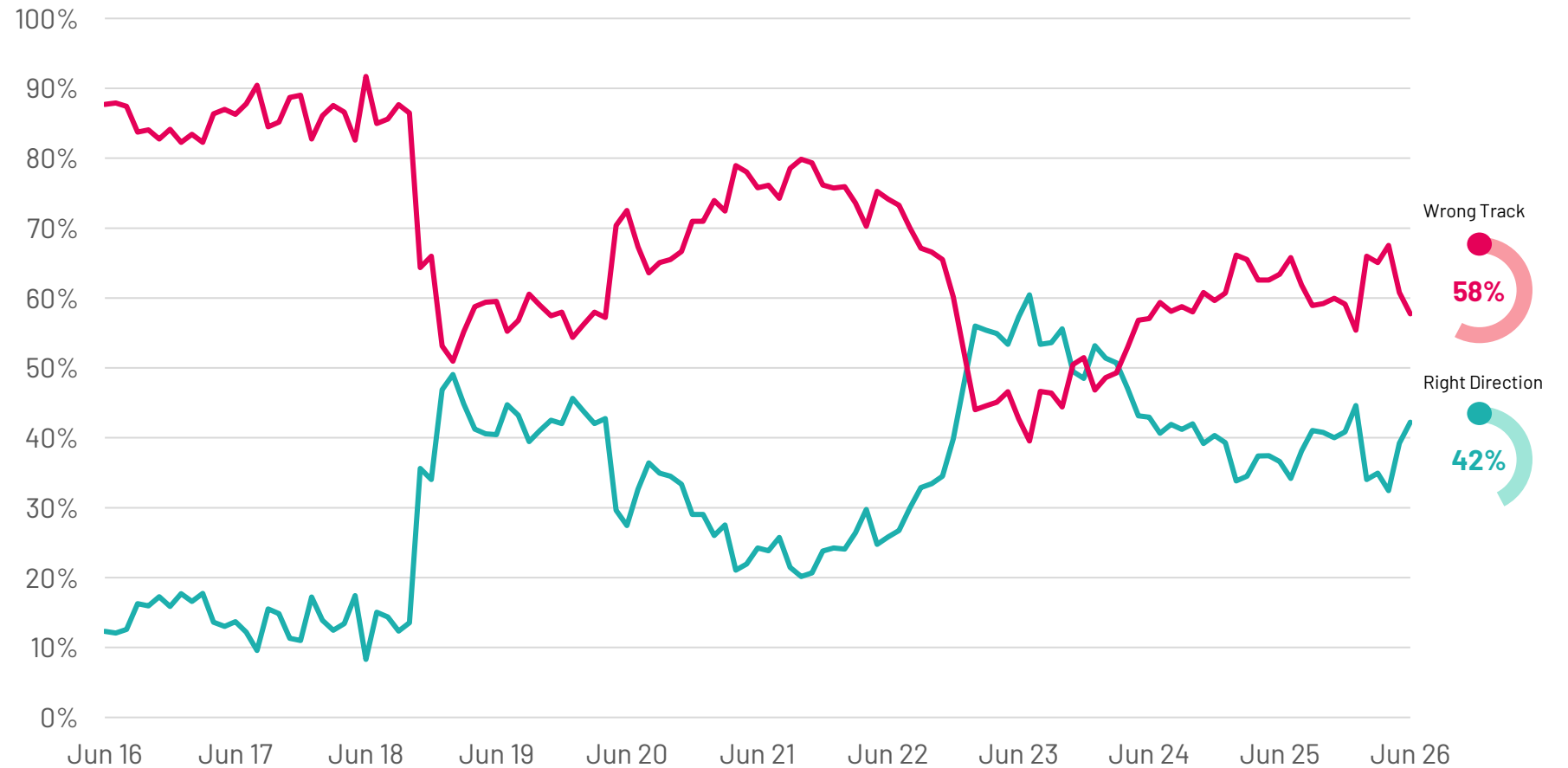
Right Direction  
Wrong Track

# Brazil Right/Wrong Direction

**Base:** Representative sample of Brazilian adults aged 16-74. c.1000 per month

**Source:** Ipsos Global Advisor. Global score is a Global Country Average. See methodology for details. **Filter:** Country: Brazil | Current Wave: Jun 26

**Q: Would you say things in this country are heading in the right direction, or are they off on the wrong track?**



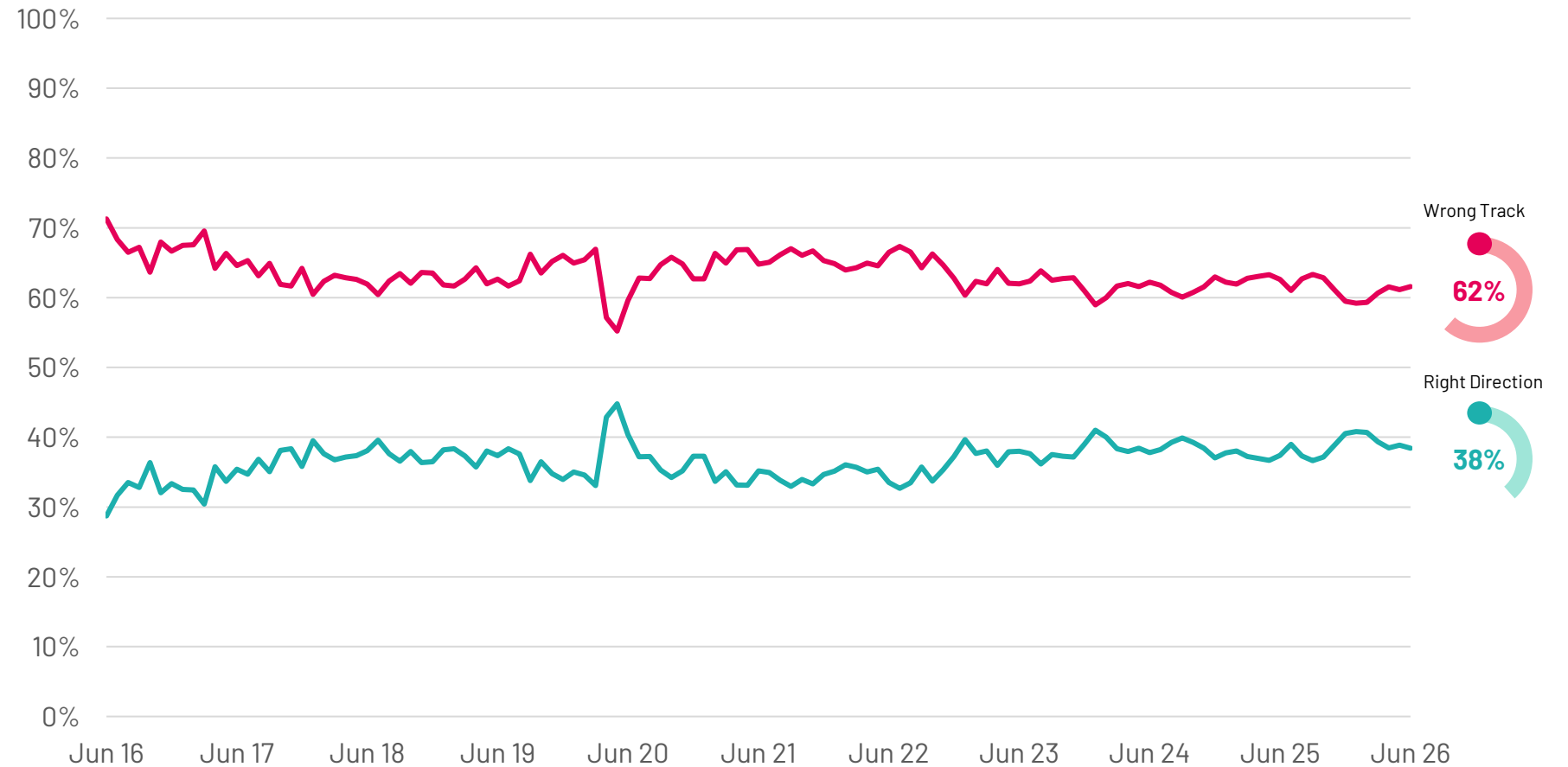
# Global Right/Wrong Direction

Global country average score

**Base:** Representative sample of 23,534 adults aged 16-74 in 30 participating countries, May 22nd 2026 - June 5th 2026.

**Source:** Ipsos Global Advisor. Global score is a Global Country Average. See methodology for details. **Filter:** Country: World | Current Wave: Jun 26

**Q: Would you say things in this country are heading in the right direction, or are they off on the wrong track?**



# BRAZIL'S WORRIES

- Brazil's top worries
- World's top worries
- Trends over time for worries: Brazil & World

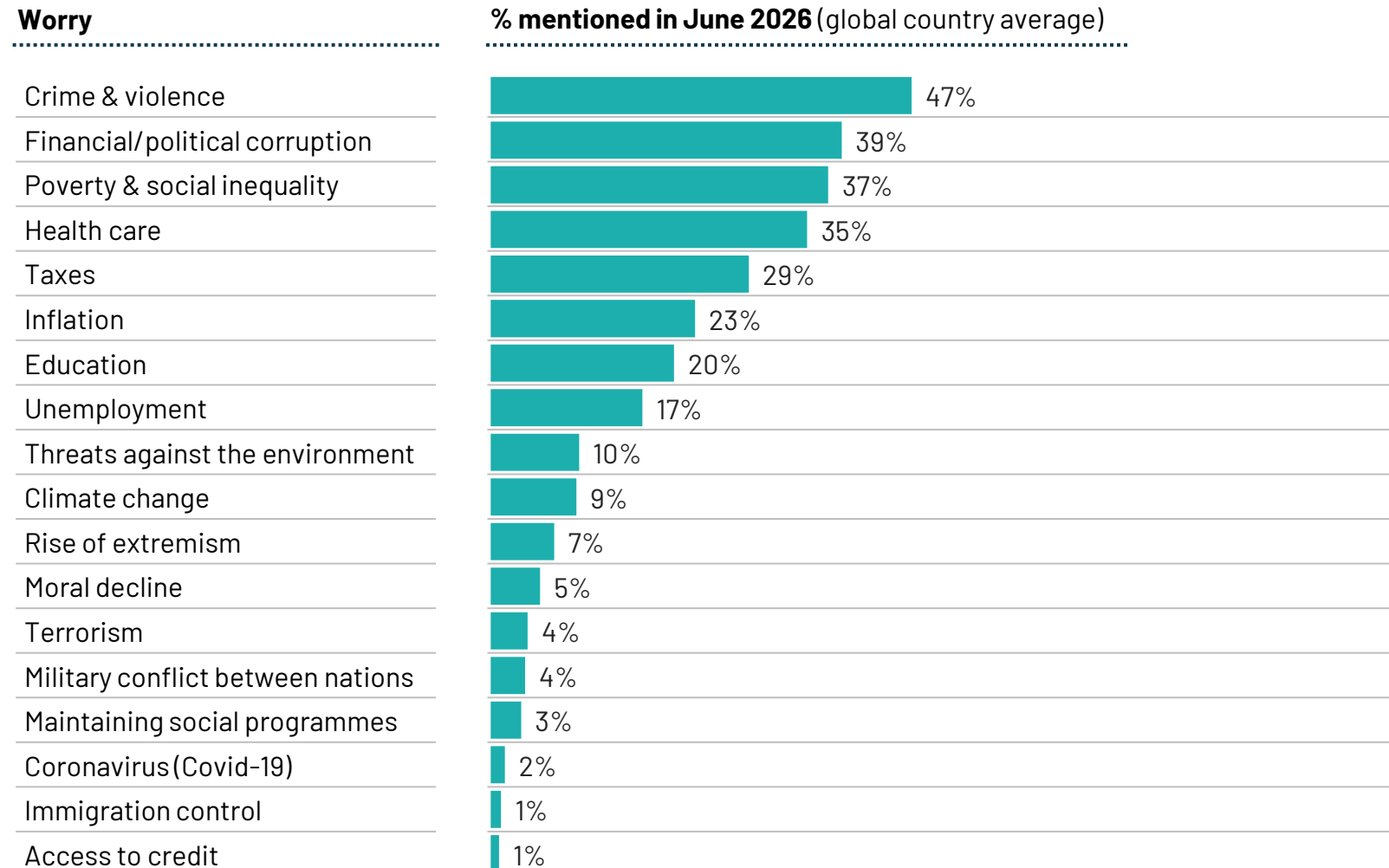
# Brazil's Worries

[Commentary]

**Base:** Representative sample of Brazilian adults aged 16-74. c.1000 per month

**Source:** Ipsos Global Advisor. Global score is a Global Country Average. See methodology for details. **Filter:** Country: Brazil | Current Wave: Jun 26

## Q: Which three of the following topics do you find the most worrying in your country?



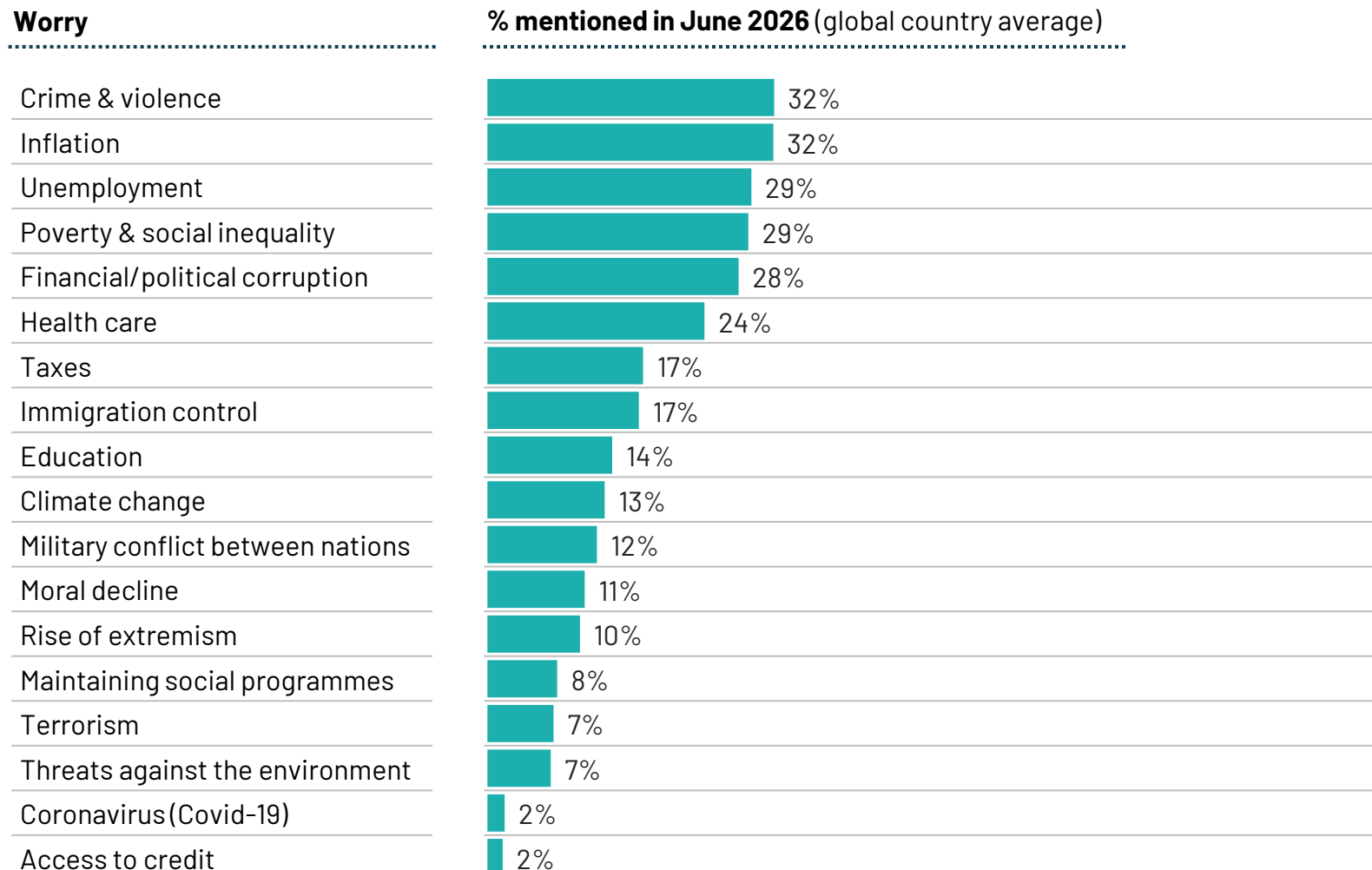
# World Worries

[Commentary]

**Base:** Representative sample of 23,534 adults aged 16-74 in 30 participating countries, May 22nd 2026 - June 5th 2026.

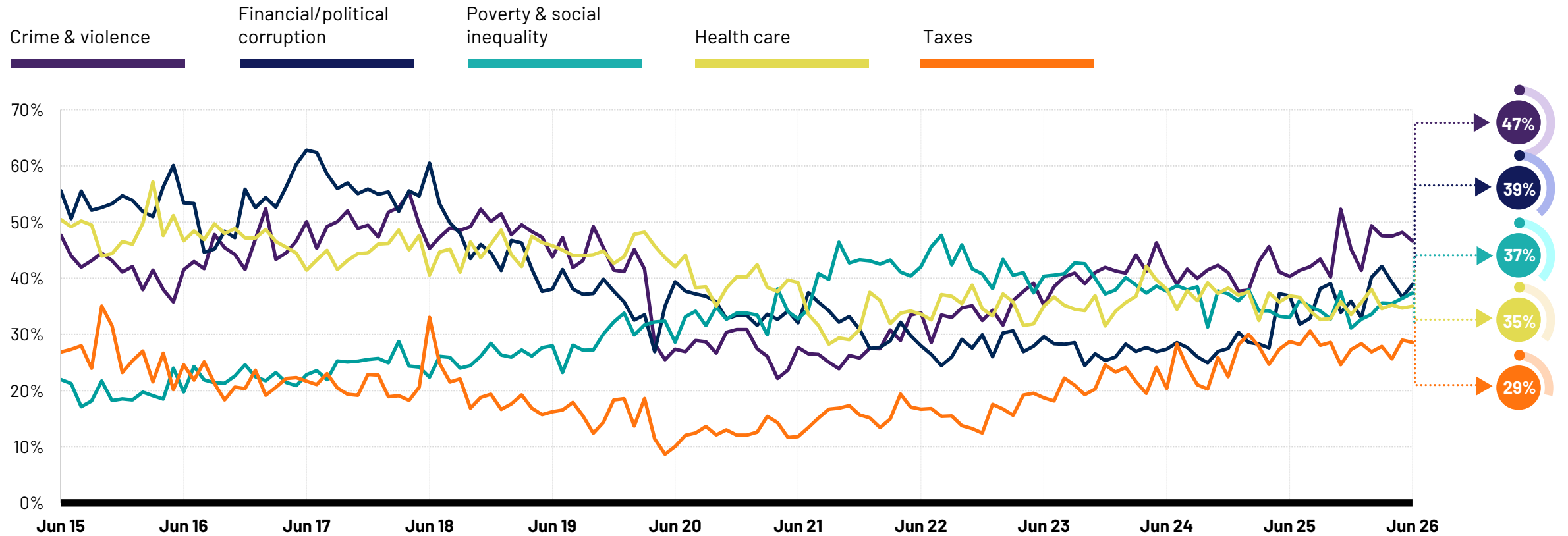
**Source:** Ipsos Global Advisor. Global score is a Global Country Average. See methodology for details. **Filter:** Country: World | Current Wave: Jun 26

## Q: Which three of the following topics do you find the most worrying in your country?



# Brazil's current top five worries: long-term trend

Q: Which three of the following topics do you find the most worrying in your country?

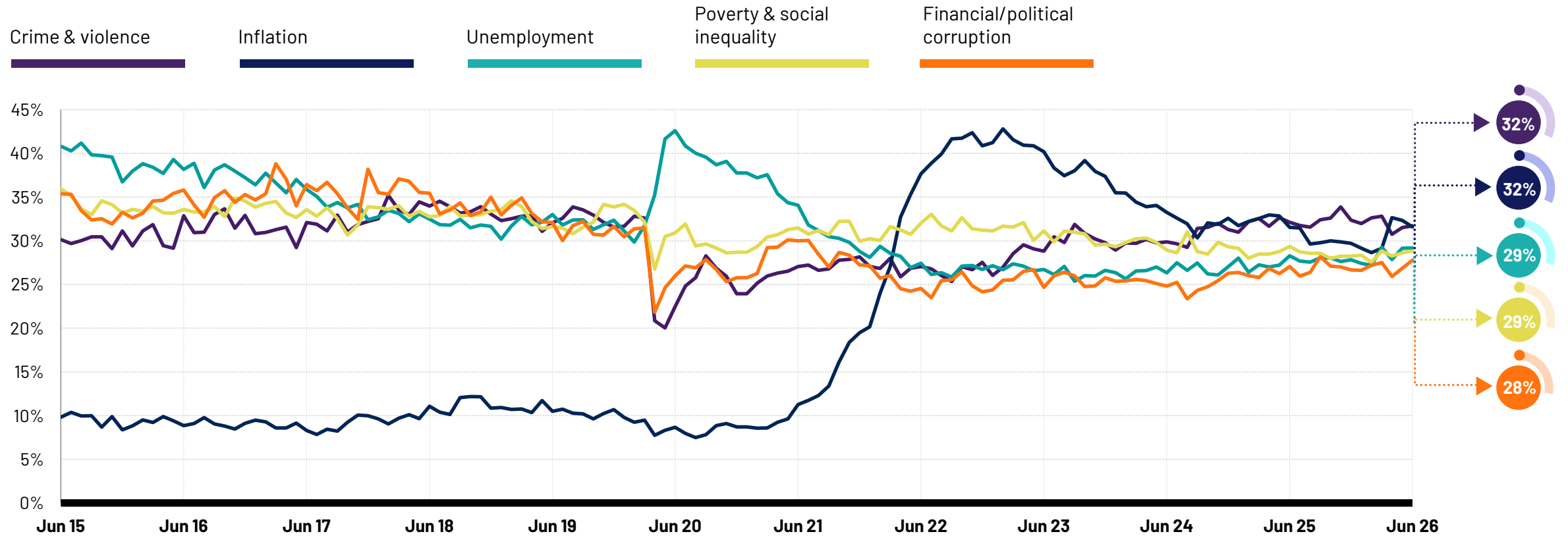


Base: Representative sample of Brazilian adults aged 16-74. c.1000 per month

Source: Ipsos Global Advisor. Global score is a Global Country Average. See methodology for details. Filter: Country: Brazil | Current Wave: Jun 26

# World's current top five worries: long-term trend

Q: Which three of the following topics do you find the most worrying in your country? Global country average



Base: Representative sample of 23,534 adults aged 16-74 in 30 participating countries, May 22nd 2026 - June 5th 2026.

Source: Ipsos Global Advisor. Global score is a Global Country Average. See methodology for details. Filter: Country: World | Current Wave: Jun 26

# WORLD WORRIES COUNTRY COMPARISON

- Country comparison of all 18 concerns

# 1. Crime & violence

[Commentary]

**Base:** Representative sample of 23,534 adults aged 16-74 in 30 participating countries, May 22nd 2026 - June 5th 2026.

**Source:** Ipsos Global Advisor. Global score is a Global Country Average. See methodology for details. **Filter:** Country: World | Current Wave: Jun 26

## Country

Country	Score	Change from 12-month last month change	
		Change	Change
World	32%	+1	=
Peru	64%	-2	-4
Mexico	59%	+2	=
Chile	58%	+2	-7
Sweden	55%	+3	-3
Israel	51%	-7	+11
South Africa	50%	-3	-8
Brazil	47%	-1	+7
Colombia	42%	=	=
France	38%	+3	-1
Italy	37%	+3	+6
Argentina	35%	-1	-10
Türkiye	34%	-5	+6
Malaysia	32%	+3	+7
Australia	30%	-3	+1
Ireland	30%	+8	-3
Netherlands	28%	+3	+4
Belgium	27%	+2	-2
Japan	25%	+6	+4
Germany	25%	-2	-7
India	24%	-2	+3
Thailand	22%	+3	=
Indonesia	20%	+3	=
US	20%	-1	-3
Spain	20%	-1	+1
South Korea	19%	+1	+3
Great Britain	19%	-3	-6
Canada	17%	-5	-3
Hungary	11%	+3	+2
Singapore	9%	+3	+4
Poland	8%	-1	-8

# 2. Inflation

[Commentary]

**Base:** Representative sample of 23,534 adults aged 16-74 in 30 participating countries, May 22nd 2026 - June 5th 2026.

**Source:** Ipsos Global Advisor. Global score is a Global Country Average. See methodology for details. **Filter:** Country: World | Current Wave: Jun 26

Country	Current Score	Change from 12-month	
		last month	change
World	32%	=	=
Singapore	63%	+5	+1
Türkiye	52%	+3	=
Canada	51%	-1	+1
Australia	46%	-3	+1
US	45%	+2	+2
South Korea	40%	-1	+6
Argentina	39%	+1	+4
France	38%	+3	+6
Ireland	35%	-4	+1
Japan	34%	=	+4
Great Britain	33%	+3	+3
Thailand	32%	+4	+8
Chile	32%	=	+7
Mexico	31%	=	-4
Belgium	31%	+1	+5
Indonesia	31%	+4	+8
Italy	30%	-4	+4
Malaysia	30%	-8	-7
Germany	30%	-4	+1
Hungary	28%	+1	-17
Spain	28%	-1	+1
Poland	26%	-4	-5
India	24%	+3	-11
Brazil	23%	-2	-8
South Africa	21%	-2	+3
Netherlands	20%	-6	+1
Sweden	17%	-1	-2
Peru	16%	=	+1
Colombia	15%	-3	-3
Israel	10%	-3	-6

# 3. Unemployment

[Commentary]

**Base:** Representative sample of 23,534 adults aged 16-74 in 30 participating countries, May 22nd 2026 - June 5th 2026.

**Source:** Ipsos Global Advisor. Global score is a Global Country Average. See methodology for details. **Filter:** Country: World | Current Wave: Jun 26

Country	Unemployment Rate (%)	Change from 12-month last month change	
		Change from last month	Change from 12-month
World	29%	=	+1
South Africa	65%	+1	+3
Argentina	57%	=	+5
Singapore	56%	+2	+4
Indonesia	50%	-1	-3
India	46%	=	+15
South Korea	43%	-1	-7
Chile	42%	+4	+7
Colombia	38%	-1	-3
Peru	36%	+2	+3
Italy	34%	+4	=
Mexico	32%	-3	-2
Türkiye	29%	+2	+2
Malaysia	29%	-2	-6
Canada	28%	-1	=
Sweden	27%	=	+3
Spain	27%	-4	-5
Poland	26%	-1	+11
Thailand	25%	-6	-6
Belgium	23%	=	+1
Australia	22%	+3	-2
Ireland	19%	+2	+1
Great Britain	19%	+2	+5
US	17%	-2	+1
Brazil	17%	+1	=
Hungary	16%	+2	+1
France	15%	+1	+3
Japan	14%	-1	-4
Germany	11%	-3	+3
Israel	9%	+1	-2
Netherlands	5%	-1	+1

# 4. Poverty & social inequality

[Commentary]

**Base:** Representative sample of 23,534 adults aged 16-74 in 30 participating countries, May 22nd 2026 - June 5th 2026.

**Source:** Ipsos Global Advisor. Global score is a Global Country Average. See methodology for details. **Filter:** Country: World | Current Wave: Jun 26

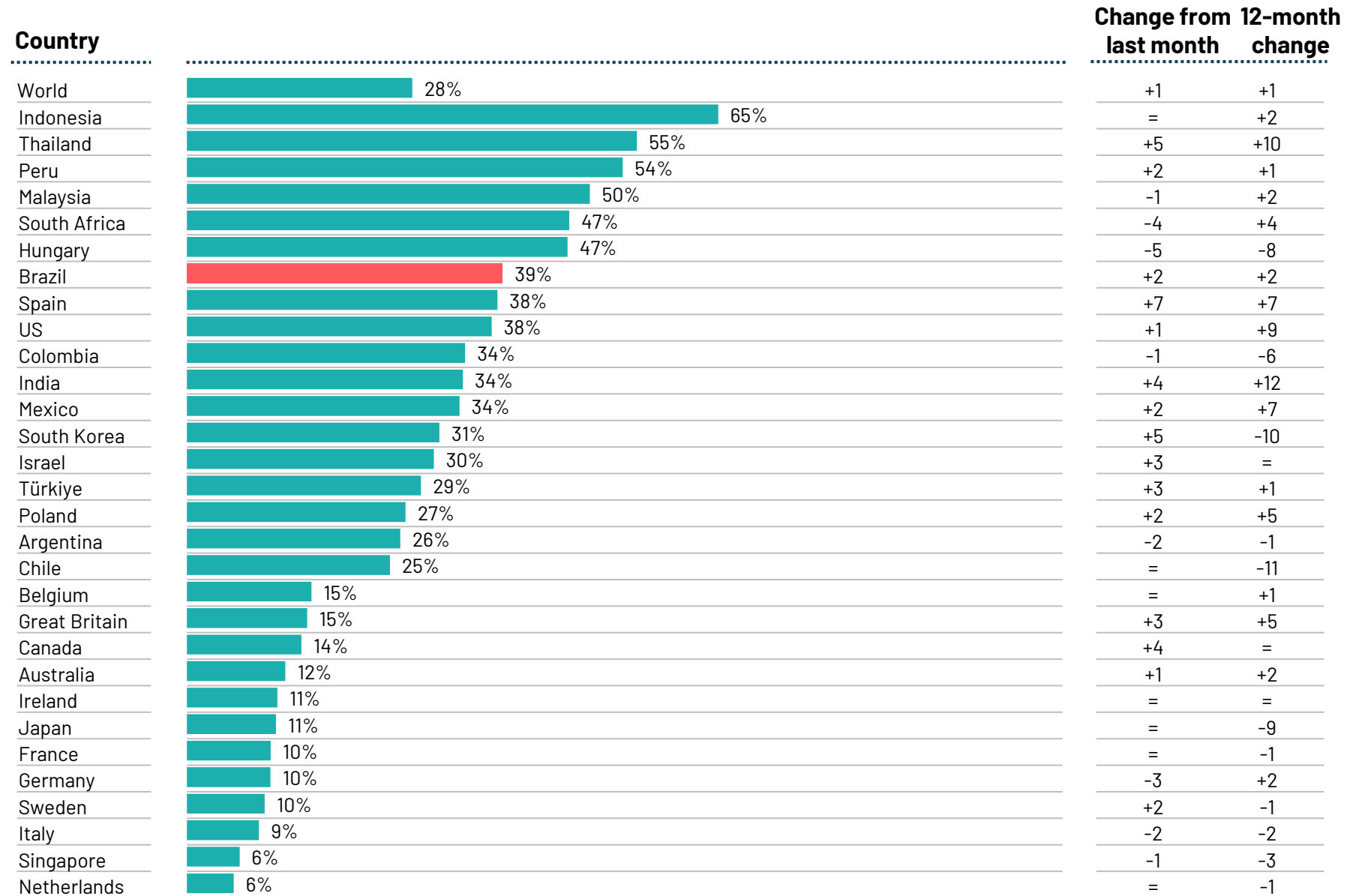
Country	Current Score	Change from 12-month	
		last month	change
World	29%	=	=
Indonesia	49%	+3	+4
Thailand	42%	=	+5
Argentina	42%	-2	-6
Hungary	40%	+6	+2
Brazil	37%	+1	+4
Germany	37%	+5	+1
Türkiye	37%	=	=
Ireland	31%	+5	+5
Chile	31%	+1	+9
Netherlands	30%	+2	-2
Mexico	29%	+1	+1
Japan	29%	-2	-7
Great Britain	28%	+1	+1
Peru	27%	-6	-5
Colombia	27%	-1	-10
Australia	27%	+2	+1
Malaysia	26%	+1	-4
Canada	26%	+3	+3
South Africa	26%	-4	-9
Italy	25%	-1	=
India	25%	+1	+7
France	25%	-3	+1
Belgium	25%	-1	-4
Sweden	24%	+2	-1
Spain	22%	-2	-4
South Korea	22%	-6	-4
Israel	19%	-2	-4
US	19%	+1	+2
Poland	19%	+2	=
Singapore	17%	+2	-5

# 5. Financial/political corruption

[Commentary]

**Base:** Representative sample of 23,534 adults aged 16-74 in 30 participating countries, May 22nd 2026 - June 5th 2026.

**Source:** Ipsos Global Advisor. Global score is a Global Country Average. See methodology for details. **Filter:** Country: World | Current Wave: Jun 26



# 6. Health care

[Commentary]

**Base:** Representative sample of 23,534 adults aged 16-74 in 30 participating countries, May 22nd 2026 - June 5th 2026.

**Source:** Ipsos Global Advisor. Global score is a Global Country Average. See methodology for details. **Filter:** Country: World | Current Wave: Jun 26

Country	Score	Change from 12-month	
		last month	change
World	24%	=	+1
Hungary	67%	=	+4
Poland	50%	-6	+11
Canada	40%	=	-1
Ireland	38%	-3	-4
Spain	37%	+2	+7
Brazil	35%	=	-2
Italy	35%	+1	-1
Great Britain	34%	-2	-4
Colombia	32%	-4	+4
Netherlands	28%	+1	=
Singapore	28%	-4	-4
Sweden	27%	+1	+4
Germany	26%	+1	+8
France	23%	-4	-1
US	23%	-2	-1
Australia	23%	=	-10
Mexico	21%	+2	+3
Belgium	20%	+1	-2
Chile	20%	+5	+5
Peru	19%	+5	+6
South Africa	15%	+4	=
India	14%	-6	+2
Argentina	14%	+1	-1
Japan	13%	=	+2
Malaysia	9%	-2	-1
Türkiye	7%	+2	-1
South Korea	6%	+2	-4
Thailand	5%	-5	-3
Israel	5%	-2	=
Indonesia	4%	-1	+1

# 7. Taxes

[Commentary]

**Base:** Representative sample of 23,534 adults aged 16-74 in 30 participating countries, May 22nd 2026 - June 5th 2026.

**Source:** Ipsos Global Advisor. Global score is a Global Country Average. See methodology for details. **Filter:** Country: World | Current Wave: Jun 26

Country	Score	Change from 12-month last month change	
		Change from 12-month last month	change
World	17%	-1	=
Belgium	36%	-1	+3
Japan	29%	-2	-5
Brazil	29%	=	=
Italy	26%	-3	-2
Canada	25%	=	-3
France	24%	-1	=
Australia	21%	+1	+2
Great Britain	20%	+2	+1
Poland	19%	+3	+1
Germany	19%	-1	+8
Türkiye	18%	=	+1
Ireland	17%	+1	+5
Spain	17%	-2	-4
South Korea	17%	-2	+4
Argentina	16%	+1	+1
Malaysia	16%	+2	=
Sweden	15%	+5	+5
Mexico	15%	-4	=
Netherlands	15%	-2	+3
India	15%	-4	-3
US	14%	-4	-3
Singapore	14%	-3	-3
Indonesia	14%	-1	+3
Israel	13%	-3	-6
Thailand	11%	-3	-2
Colombia	10%	+1	-1
Hungary	8%	=	=
South Africa	7%	-5	-7
Chile	7%	=	=
Peru	6%	+1	+4

# 8. Immigration control

[Commentary]

**Base:** Representative sample of 23,534 adults aged 16-74 in 30 participating countries, May 22nd 2026 - June 5th 2026.

**Source:** Ipsos Global Advisor. Global score is a Global Country Average. See methodology for details. **Filter:** Country: World | Current Wave: Jun 26

## Country

Country	Score	Change from last month	12-month change
World	17%	+1	=
Ireland	39%	+7	-2
Netherlands	38%	+4	+9
Great Britain	34%	-1	-7
Germany	31%	+4	-6
South Africa	30%	+13	+13
Australia	29%	+5	+11
Spain	25%	-2	+2
France	24%	-1	=
Canada	23%	-4	=
Chile	23%	+2	-18
Belgium	22%	=	-2
Sweden	20%	=	+2
Italy	19%	-2	+1
Japan	19%	-2	+2
Poland	17%	+4	-8
US	16%	-1	-4
Singapore	16%	+2	+1
Malaysia	14%	+4	+2
Türkiye	13%	-2	-10
Peru	10%	=	-3
India	7%	=	-1
Hungary	7%	=	+4
Israel	6%	+2	+1
Colombia	4%	-1	-2
Mexico	4%	-1	-2
Argentina	4%	=	=
Thailand	4%	-2	-1
South Korea	4%	+2	+3
Brazil	1%	=	=
Indonesia	1%	+1	=

# 9. Education

[Commentary]

**Base:** Representative sample of 23,534 adults aged 16-74 in 30 participating countries, May 22nd 2026 - June 5th 2026.

**Source:** Ipsos Global Advisor. Global score is a Global Country Average. See methodology for details. **Filter:** Country: World | Current Wave: Jun 26

## Country

Country	Score	Change from last month	12-month change
World	14%	=	+1
Argentina	31%	+1	+4
Israel	28%	+1	+7
Peru	22%	-1	-3
India	22%	-3	-2
Hungary	20%	-7	=
Brazil	20%	-2	-1
Belgium	20%	+3	+5
Mexico	20%	+3	+1
Türkiye	20%	-3	=
Colombia	19%	+6	+4
Chile	16%	-5	+2
Spain	15%	+3	+1
Indonesia	15%	-2	+1
Malaysia	13%	+4	+1
France	12%	-3	=
South Africa	11%	+1	+1
Sweden	10%	+1	+4
Germany	9%	+2	=
Great Britain	9%	+1	=
US	9%	+1	-2
Canada	8%	=	+1
Poland	8%	+1	+1
Italy	8%	=	=
South Korea	8%	+1	+1
Netherlands	8%	-1	-4
Thailand	7%	+1	-1
Australia	7%	=	-2
Singapore	5%	-2	-2
Japan	5%	+1	=
Ireland	5%	-2	-3

# 10. Climate change

[Commentary]

**Base:** Representative sample of 23,534 adults aged 16-74 in 30 participating countries, May 22nd 2026 - June 5th 2026.

**Source:** Ipsos Global Advisor. Global score is a Global Country Average. See methodology for details. **Filter:** Country: World | Current Wave: Jun 26

## Country

Country	Current Score	Change from 12-month last month change	
		Current	Change
World	13%	+1	-1
Japan	30%	+6	+6
Singapore	23%	-3	-1
India	21%	-1	+11
Netherlands	20%	-2	-8
France	19%	+5	-1
Germany	18%	+1	-2
Australia	18%	+2	-3
Canada	18%	+3	=
Italy	17%	+2	-2
South Korea	17%	+1	=
Thailand	17%	-2	=
Sweden	14%	-3	-6
Belgium	13%	+1	-2
Great Britain	13%	+1	-3
US	13%	+5	=
Ireland	12%	-1	-2
Malaysia	11%	-1	+1
Spain	11%	=	-5
Mexico	11%	-1	-4
Colombia	10%	+4	+2
Poland	10%	-3	-4
Brazil	9%	=	-1
Hungary	9%	+3	+3
Türkiye	8%	=	-1
Indonesia	8%	-3	-3
South Africa	6%	-1	-1
Peru	5%	+2	+1
Argentina	3%	=	-2
Chile	3%	-1	-5
Israel	1%	-1	=

# 11. Military conflict between nations

[Commentary]

**Base:** Representative sample of 23,534 adults aged 16-74 in 30 participating countries, May 22nd 2026 - June 5th 2026.

**Source:** Ipsos Global Advisor. Global score is a Global Country Average. See methodology for details. **Filter:** Country: World | Current Wave: Jun 26

## Country

Country	Current Wave	Change from 12-month last month	Change from 12-month change
World	12%	-3	+2
Israel	37%	+3	+2
Poland	36%	+2	-2
Germany	24%	-3	-3
Japan	21%	-2	+11
Netherlands	20%	-7	-5
Thailand	20%	+1	+11
US	18%	-7	+8
France	16%	-4	+2
Sweden	15%	-2	-1
Great Britain	15%	-5	+4
Italy	14%	-8	-2
Belgium	12%	-4	-1
Singapore	12%	-5	+6
South Korea	12%	-8	+2
Australia	11%	-9	+1
Spain	10%	-4	-2
Canada	9%	-1	+3
Ireland	8%	-6	-1
India	7%	+1	-3
Malaysia	7%	-1	+3
Mexico	7%	+2	+3
Colombia	6%	=	+2
Hungary	5%	-2	+1
Indonesia	4%	-2	-1
Argentina	4%	=	+3
Brazil	4%	+1	+2
South Africa	3%	-2	+1
Türkiye	2%	-1	+1
Chile	2%	-1	+1
Peru	1%	-1	+1

# 12. Moral decline

[Commentary]

**Base:** Representative sample of 23,534 adults aged 16-74 in 30 participating countries, May 22nd 2026 - June 5th 2026.

**Source:** Ipsos Global Advisor. Global score is a Global Country Average. See methodology for details. **Filter:** Country: World | Current Wave: Jun 26

## Country

Country	Score	Change from 12-month last month	Change
World	11%	=	=
US	19%	+2	=
Netherlands	18%	-2	+1
South Korea	18%	-1	+1
Malaysia	17%	+4	+4
France	15%	+4	-1
Israel	15%	-3	+1
Japan	15%	-3	=
Poland	14%	+3	+1
Germany	13%	=	=
Hungary	13%	-3	+2
Türkiye	13%	=	+1
Thailand	13%	=	-1
Great Britain	13%	=	-1
Belgium	12%	+2	+1
Australia	10%	+1	-1
Canada	9%	+2	+1
Singapore	9%	-1	-1
Italy	9%	=	-3
Argentina	9%	+1	-2
Ireland	8%	-2	+1
Indonesia	8%	-1	-5
Sweden	7%	-2	-4
Spain	7%	-1	=
Chile	7%	+2	+1
Mexico	6%	-2	-1
Brazil	5%	+1	-1
India	5%	-1	-4
Colombia	5%	-1	-3
Peru	5%	-3	-3
South Africa	3%	-2	=

# 13. Rise of extremism

[Commentary]

**Base:** Representative sample of 23,534 adults aged 16-74 in 30 participating countries, May 22nd 2026 - June 5th 2026.

**Source:** Ipsos Global Advisor. Global score is a Global Country Average. See methodology for details. **Filter:** Country: World | Current Wave: Jun 26

Country	Current Score	Change from 12-month last month change	
		12-month	last month
World	10%	+1	+1
Netherlands	27%	+7	+5
Israel	24%	+5	+2
US	23%	+9	+6
Great Britain	23%	+6	+10
Germany	17%	+1	-2
Spain	17%	+1	+3
France	15%	=	=
Ireland	14%	-1	+3
Poland	14%	+2	=
Sweden	13%	-4	-3
Australia	12%	-1	+3
South Korea	12%	+4	-4
Belgium	11%	-2	-5
Malaysia	9%	+1	=
India	8%	+1	-1
Canada	8%	-1	-2
Brazil	7%	=	-1
Hungary	7%	+3	+3
Colombia	7%	+3	+4
Italy	6%	=	=
Japan	5%	=	+2
Türkiye	5%	=	=
Chile	5%	-2	=
Singapore	5%	=	=
Peru	4%	-1	+2
Mexico	2%	=	-1
Thailand	2%	=	=
Argentina	2%	=	-1
Indonesia	2%	=	-1
South Africa	2%	+1	=

# 14. Maintaining social programmes

[Commentary]

**Base:** Representative sample of 23,534 adults aged 16-74 in 30 participating countries, May 22nd 2026 - June 5th 2026.

**Source:** Ipsos Global Advisor. Global score is a Global Country Average. See methodology for details. **Filter:** Country: World | Current Wave: Jun 26

## Country

Country	Current Score	Change from 12-month last month change	
		12-month last month change	change
World	8%	+1	+1
Sweden	19%	+2	+4
South Korea	17%	+3	+1
Chile	15%	-5	+10
Japan	15%	-1	-4
Indonesia	13%	+1	+3
Netherlands	12%	+1	+4
Spain	11%	+3	+2
Germany	11%	+3	+6
Thailand	11%	+1	=
Hungary	10%	+4	+4
Belgium	9%	+2	+3
Italy	9%	+2	-1
India	8%	+3	+1
Canada	7%	+3	+2
Great Britain	7%	-3	-2
Poland	6%	=	+3
Ireland	6%	-1	=
US	5%	-1	-6
Australia	5%	-1	-3
Colombia	4%	=	-1
Mexico	4%	=	-1
Malaysia	4%	=	-1
France	4%	-1	-1
Argentina	4%	=	=
Singapore	4%	-1	-1
Brazil	3%	-1	=
Israel	3%	+1	+1
Türkiye	2%	=	=
South Africa	2%	+1	=
Peru	1%	-2	=

# 15. Terrorism

[Commentary]

**Base:** Representative sample of 23,534 adults aged 16-74 in 30 participating countries, May 22nd 2026 - June 5th 2026.

**Source:** Ipsos Global Advisor. Global score is a Global Country Average. See methodology for details. **Filter:** Country: World | Current Wave: Jun 26

## Country

Country	Current Score	Change from 12-month last month change	
		Current	Change
World	7%	-1	-1
Israel	38%	+5	-4
Colombia	23%	-9	+3
Peru	14%	-2	-1
India	12%	-4	-10
Türkiye	12%	=	+1
Malaysia	11%	=	+3
France	9%	+3	-3
US	8%	=	=
Sweden	8%	-2	=
Great Britain	7%	=	=
Thailand	7%	+2	-1
Mexico	6%	-4	=
Australia	6%	-2	+3
Chile	6%	+1	-3
Ireland	5%	+2	-1
Germany	5%	-2	-7
Poland	5%	-1	=
Belgium	5%	-2	-2
Netherlands	5%	+1	-3
Brazil	4%	=	+1
Italy	4%	=	=
Singapore	3%	-2	-1
Japan	3%	+1	+1
Argentina	3%	+2	+1
Canada	2%	-1	=
Spain	2%	-1	-2
South Africa	2%	-1	=
South Korea	2%	+1	=
Indonesia	1%	-2	-5
Hungary	1%	+1	-1

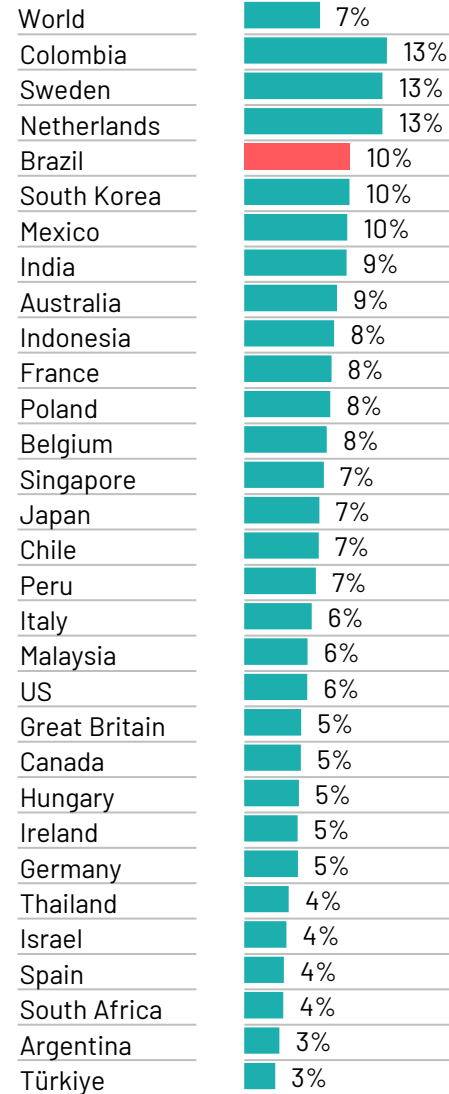
# 16. Threats against the environment

[Commentary]

**Base:** Representative sample of 23,534 adults aged 16-74 in 30 participating countries, May 22nd 2026 - June 5th 2026.

**Source:** Ipsos Global Advisor. Global score is a Global Country Average. See methodology for details. **Filter:** Country: World | Current Wave: Jun 26

## Country



## Change from 12-month last month change

Change from 12-month last month	change
=	-1
+6	+5
+3	=
=	+1
=	-3
-1	+2
+1	=
-1	-2
+3	=
+2	-1
+1	-2
+3	-2
+2	+1
+1	+1
-1	-2
-2	+5
=	-3
+1	-1
-3	-2
-1	=
-2	-3
=	-3
+1	+2
-1	-1
=	-4
-6	-6
=	-2
+1	-2
+2	+1
+1	=
-2	-1

# 17. Coronavirus (Covid-19)

[Commentary]

**Base:** Representative sample of 23,534 adults aged 16-74 in 30 participating countries, May 22nd 2026 - June 5th 2026.

**Source:** Ipsos Global Advisor. Global score is a Global Country Average. See methodology for details. **Filter:** Country: World | Current Wave: Jun 26

## Country

Country	Current Score	Change from 12-month last month change	
		Current	Change
World	2%	+1	-1
Singapore	7%	+4	-1
Thailand	7%	+5	-15
Malaysia	5%	+1	-4
India	4%	+2	-4
Türkiye	3%	=	-2
Mexico	3%	+2	=
Australia	3%	+1	+1
Peru	3%	+2	+2
Ireland	2%	=	=
Indonesia	2%	=	-3
South Korea	2%	=	-1
Japan	2%	=	-1
Brazil	2%	+1	=
Italy	1%	=	=
Chile	1%	+1	+1
Israel	1%	=	+1
Hungary	1%	=	=
South Africa	1%	+1	=
Spain	1%	=	=
US	1%	=	-1
Belgium	1%	-1	-2
Sweden	1%	=	=
Poland	1%	-1	-1
Argentina	1%	=	+1
Colombia	1%	=	=
Great Britain	1%	=	-1
Canada	0%	-1	-1
France	0%	=	-1
Germany	0%	-1	=
Netherlands	0%	=	-1

# 18. Access to credit

[Commentary]

**Base:** Representative sample of 23,534 adults aged 16-74 in 30 participating countries, May 22nd 2026 - June 5th 2026.

**Source:** Ipsos Global Advisor. Global score is a Global Country Average. See methodology for details. **Filter:** Country: World | Current Wave: Jun 26

Country	Current Score	Change from 12-month last month change	
		Current	Change
World	2%	=	=
India	3%	+1	-6
Poland	3%	=	=
Argentina	3%	-2	+1
South Korea	3%	+1	+1
Türkiye	3%	+1	+1
Singapore	3%	+1	+2
Malaysia	3%	=	-1
Ireland	2%	-2	-1
Belgium	2%	=	=
Thailand	2%	=	-2
Spain	2%	+1	=
Australia	2%	+1	-1
Chile	2%	+1	-1
Italy	2%	+1	=
Hungary	2%	=	=
Colombia	2%	-1	=
Germany	1%	=	+1
France	1%	=	-1
Canada	1%	-1	-1
US	1%	=	-1
Peru	1%	+1	=
Japan	1%	=	-2
Mexico	1%	=	-1
Brazil	1%	-1	-1
Great Britain	1%	=	=
Israel	1%	=	=
South Africa	1%	-1	-1
Indonesia	1%	=	-2
Netherlands	1%	+1	-1
Sweden	0%	-1	-1

# Methodology

These are the results of a 30-country survey conducted by Ipsos on its Global Advisor online platform, between May 22nd 2026 and June 5th 2026. For this survey, Ipsos interviewed a total of 500 adults aged 18 years and older in India, 18-74 in Canada, Republic of Ireland, Israel, Malaysia, South Africa, Türkiye, and the United States (US), 20-74 in Thailand, 21-74 in Indonesia and Singapore, and 16-74 in all other countries.

The sample consists of approximately 1,000 individuals each in Australia, Belgium, Brazil, Canada, France, Germany, Great Britain, India, Italy, Japan, the Netherlands, Spain, and the US, and 500 individuals each in Argentina, Chile, Colombia, Hungary, Indonesia, Ireland, Israel, Malaysia, Mexico, Peru, Poland, Singapore, South Africa, South Korea, Sweden, Thailand, and Türkiye.

Samples in Argentina, Australia, Belgium, Canada, France, Germany, Great Britain, Hungary, Italy, Japan, the Netherlands, Poland, South Korea, Spain, Sweden, and the US can be considered representative of their general adult populations under the age of 75. Samples in Brazil, Chile, Colombia, India, Indonesia, Ireland, Israel, Malaysia, Mexico, Peru, Singapore, South Africa, Thailand, and Türkiye are more urban, more educated, and/or more affluent than the general population. The survey results for these countries should be viewed as reflecting the views of the more “connected” segment of their population.

The data is weighted so that the composition of each country’s sample best reflects the demographic profile of the adult population according to the most recent census data. “The Global Country Average” reflects the average result for all the countries and markets in which the survey was conducted. It has not been adjusted to the population size of each country or market and is not intended to suggest a total result.

When percentages do not sum up to 100 or the ‘difference’ appears to be +/-1 percentage point more/less than the actual result, this may be due to rounding, multiple responses, or the exclusion of “don’t know” or not stated responses.

The precision of Ipsos online polls is calculated using a credibility interval with a poll where N=1,000 being accurate to +/- 3.5 percentage points and of where N=500 being accurate to +/- 5.0 percentage points. For more information on Ipsos’ use of credibility intervals, please visit the Ipsos website.

