

Welcome to our webinar!

Today's presenters: Helping you to understand the complex factors of American life that will impact the 2020 presidential election



Chris Jackson
Senior Vice President
Chris.Jackson@ipsos.com

Chris Jackson is a Senior Vice President and lead for the Ipsos Public Polling practice in the United States. His research specialties include public opinion trends, election polling, strategic communications research and reputation research. He works with a wide variety of public and private sector clients including our media partners including Thomson Reuters, USA Today, and ABC News, and he is a spokesperson for Ipsos Public Affairs in the US.

Chris is an expert on American electoral and public polling with a deep background in the American political system. Beyond politics, Chris has worked across a wide range of research subjects – including technology, healthcare, policy, energy and consumer issues – and mastered a wide range of research techniques– including multiple survey methodologies, focus group moderating, in-depth interviewing, etc.

Chris has been a commentator in major news outlets in the United States and abroad, including USA Today, Reuters, BuzzFeed, BBC, Sky News, and CBS, as well as original commentary from Ipsos.

Chris earned his BA from the University of Southern Mississippi and did his graduate work at the University of Georgia (MA) where he specialized in American elections.

ELECTION 2020 INSIDE TRACK

June 25, 2020

© 2020 Ipsos. All rights reserved. Contains Ipsos' Confidential and Proprietary information and may not be disclosed or reproduced without the prior written consent of Ipsos.



AGENDA

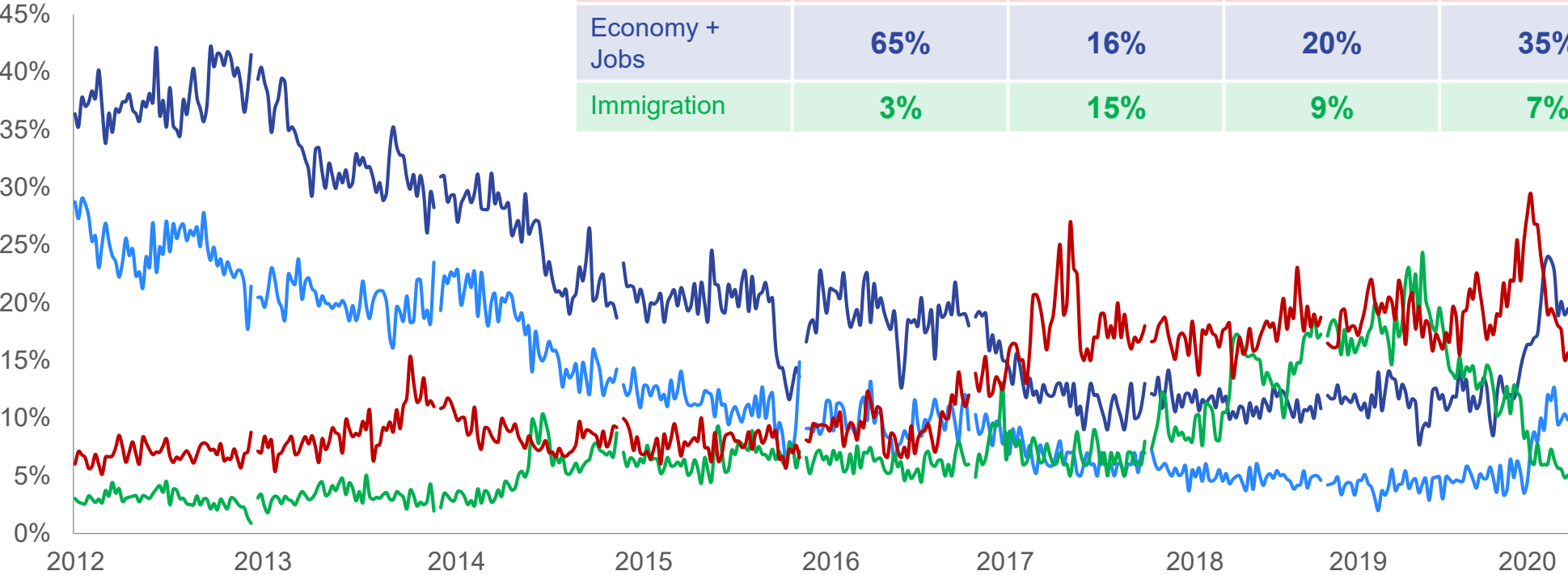
1. IMPACT OF CORONAVIRUS
2. BLACK LIVES MATTER DEMONSTRATIONS
3. PERCEPTIONS OF DONALD TRUMP
4. NOVEMBER ELECTION
5. QUESTIONS

Coronavirus, the economy, and racism are top issues

In your opinion, what is the most important problem facing the U.S. today?

- Healthcare
- Economy generally
- Immigration
- Unemployment/jobs

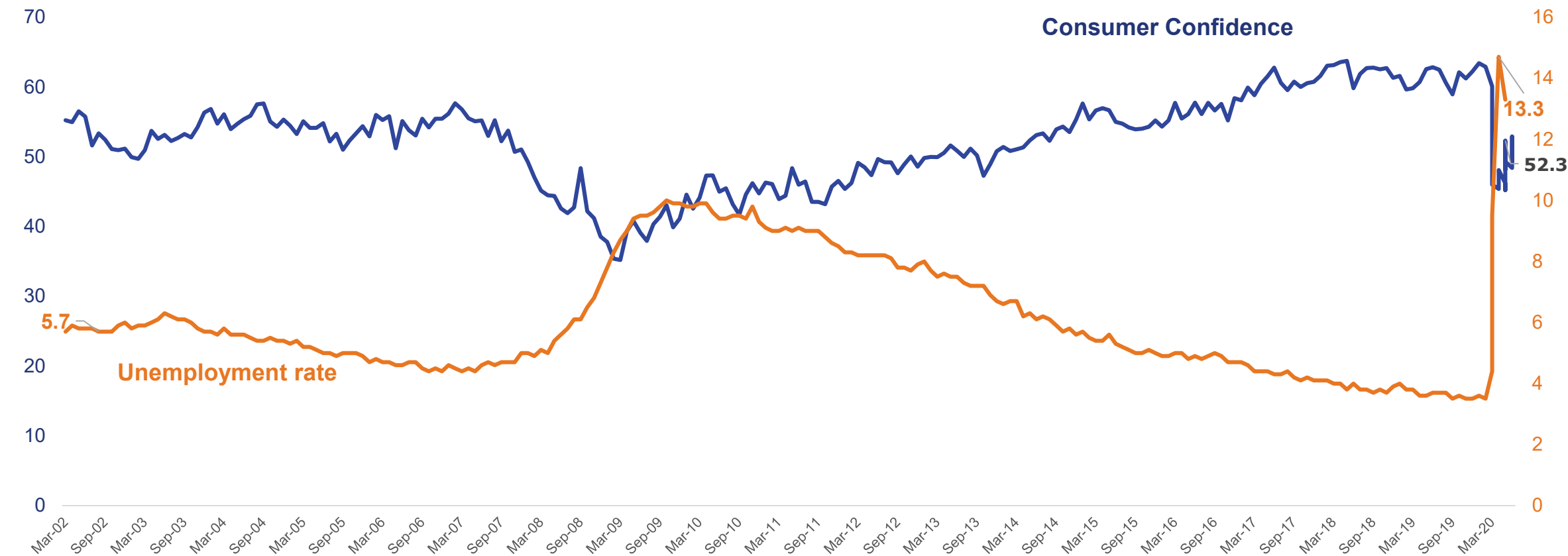
	January 2012	December 2019	March 2020	May 2020	June 2020
Healthcare	6%	18%	28%	20%	16%
Economy + Jobs	65%	16%	20%	35%	29%
Immigration	3%	15%	9%	7%	5%



1 in 10 have been volunteering “racism” and “police brutality”

Consumer perceptions not in line with economic reality

American consumer confidence and unemployment 2002-2020



Ipsos Primary Consumer Sentiment Index / US Bureau of Labor Statistics

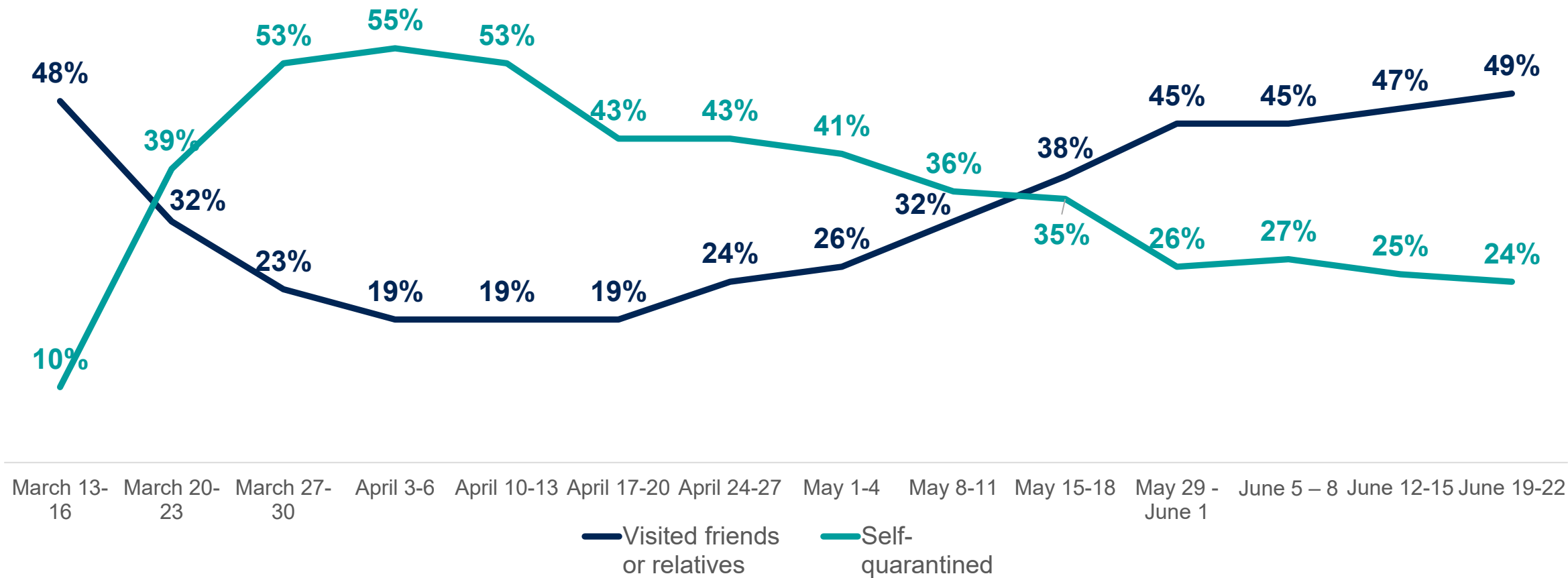
Impact of Coronavirus

1

Americans are socializing more

Have you done the following in the last week?

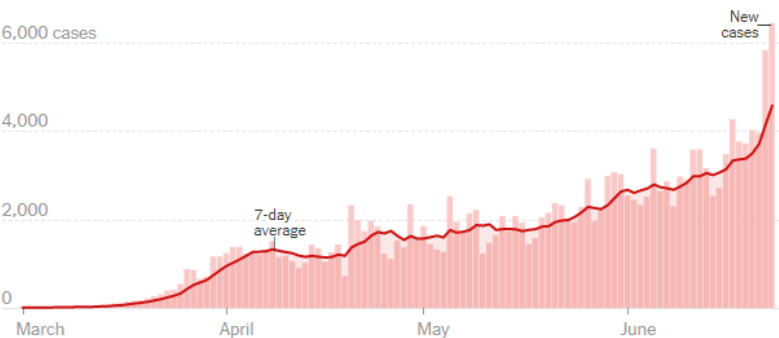
% Yes



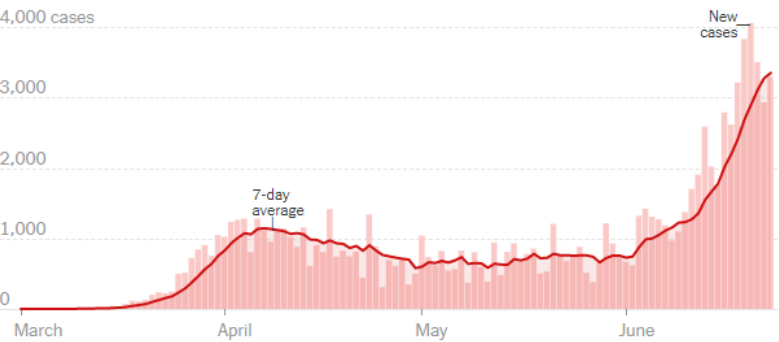
Coronavirus moving South and West

+2.3 million confirmed cases

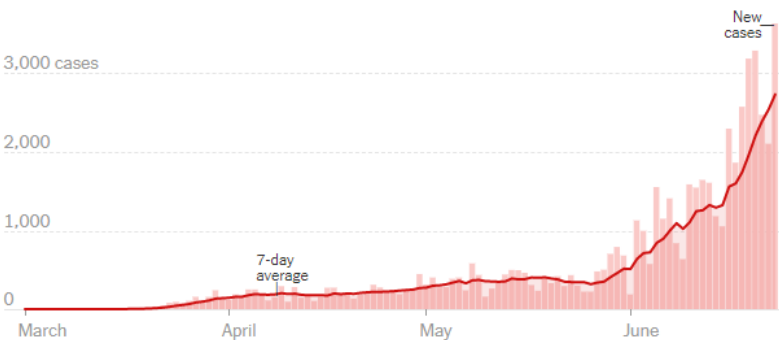
New reported cases by day in California



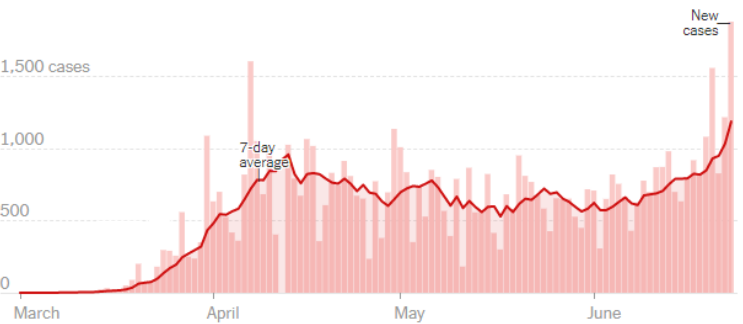
New reported cases by day in Florida



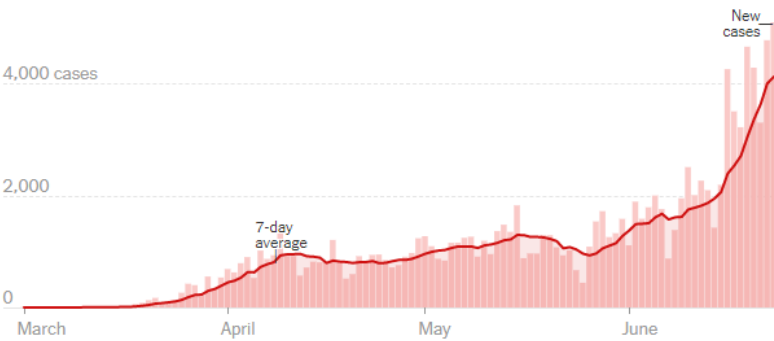
New reported cases by day in Arizona



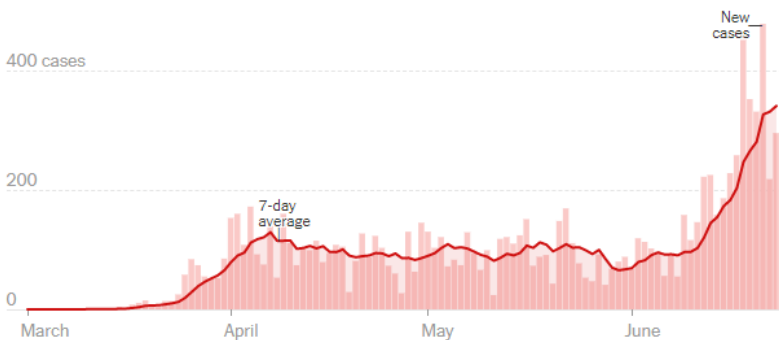
New reported cases by day in Georgia



New reported cases by day in Texas



New reported cases by day in Oklahoma



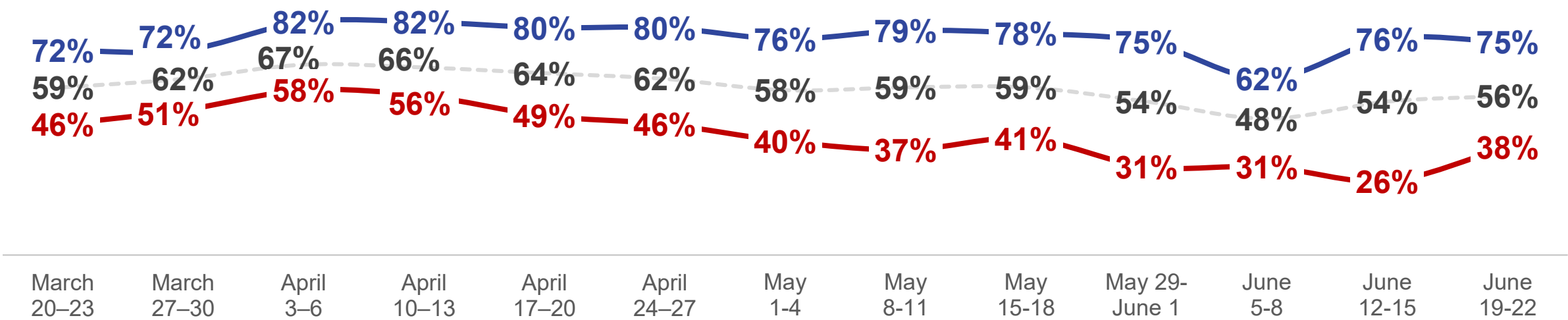
Source: New York Times

Partisan disparity in concern over coronavirus

How concerned are you, if at all, about the coronavirus or COVID-19 outbreak?

% Extremely/Very concerned

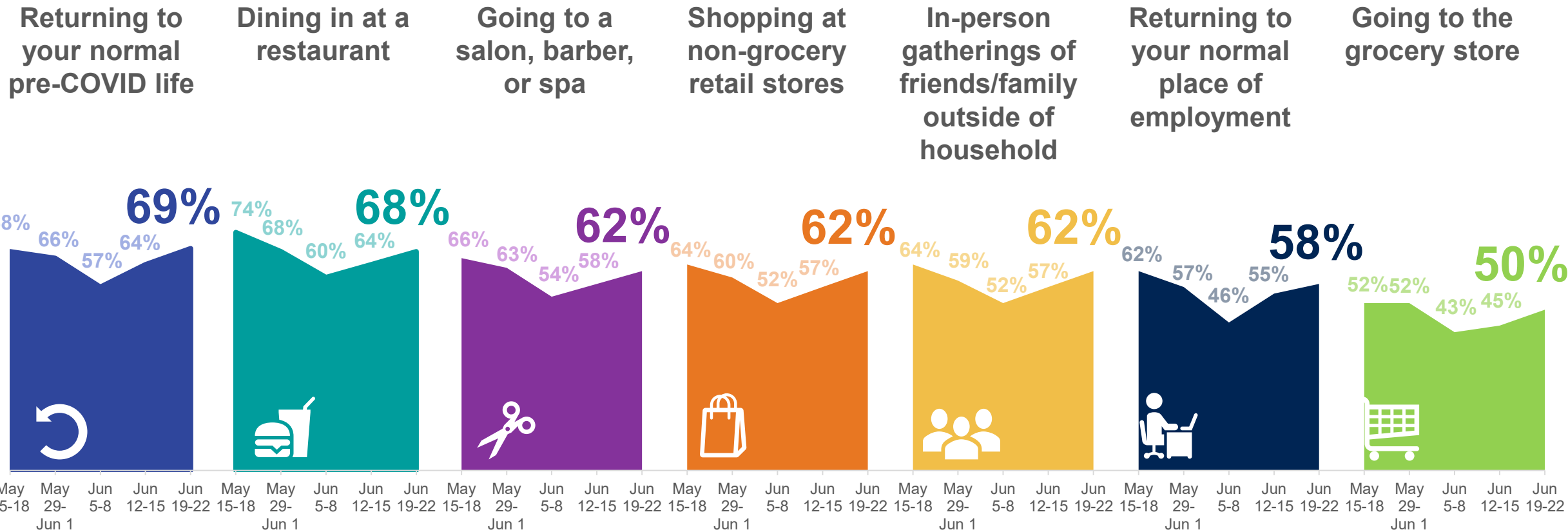
- Democrats
- Republicans
- All Americans



Perceived risk continues to increase

How much of a risk to your health and well-being do you think the following activities are right now?

% Large/Moderate Risk



Axios/Ipsos Coronavirus Index.

Most Americans will stay home, avoid public if 2nd wave

Warning signs to trigger a return to quarantine behavior

% Very/Somewhat likely

CDC announcements

82%

New spike in cases

81%

Official state social distance order

80%

Hospitals reporting full or near-full capacity

80%

If there is a second wave of coronavirus in your state, how likely are you to...

% Very/Somewhat likely

Social distance – stay home and avoid others as much as possible

87%

Stop having gatherings with friends and family outside of the home

80%

Stop going to non-grocery retail stores

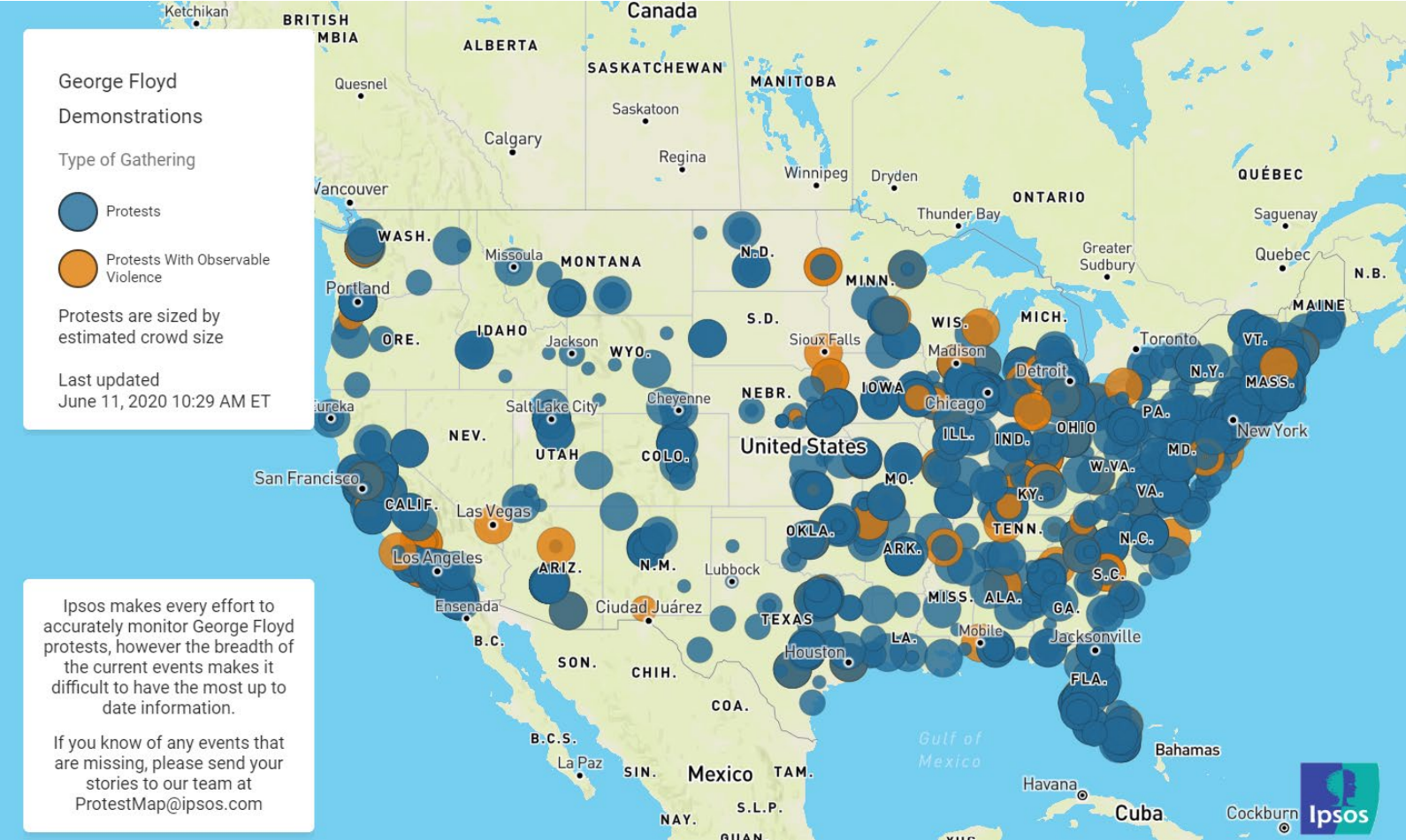
74%

Black Lives Matter Demonstrations

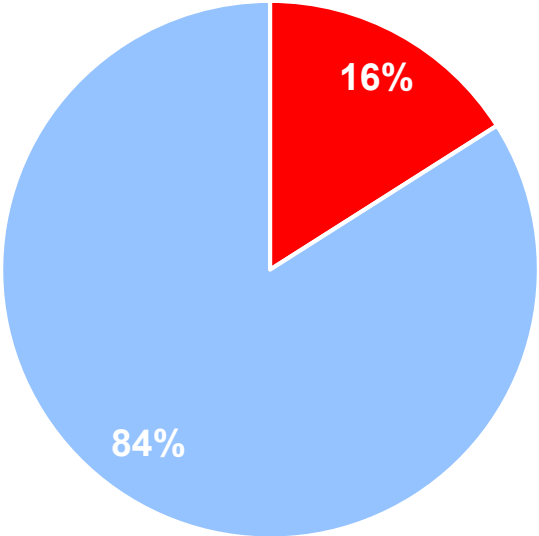
2

Black Lives Matter demonstrations

Protests still ongoing across the nation, more than two weeks after George Floyd’s death



Source: Ipsos https://risk-analytics.io/pages/george_floyd_protests.html

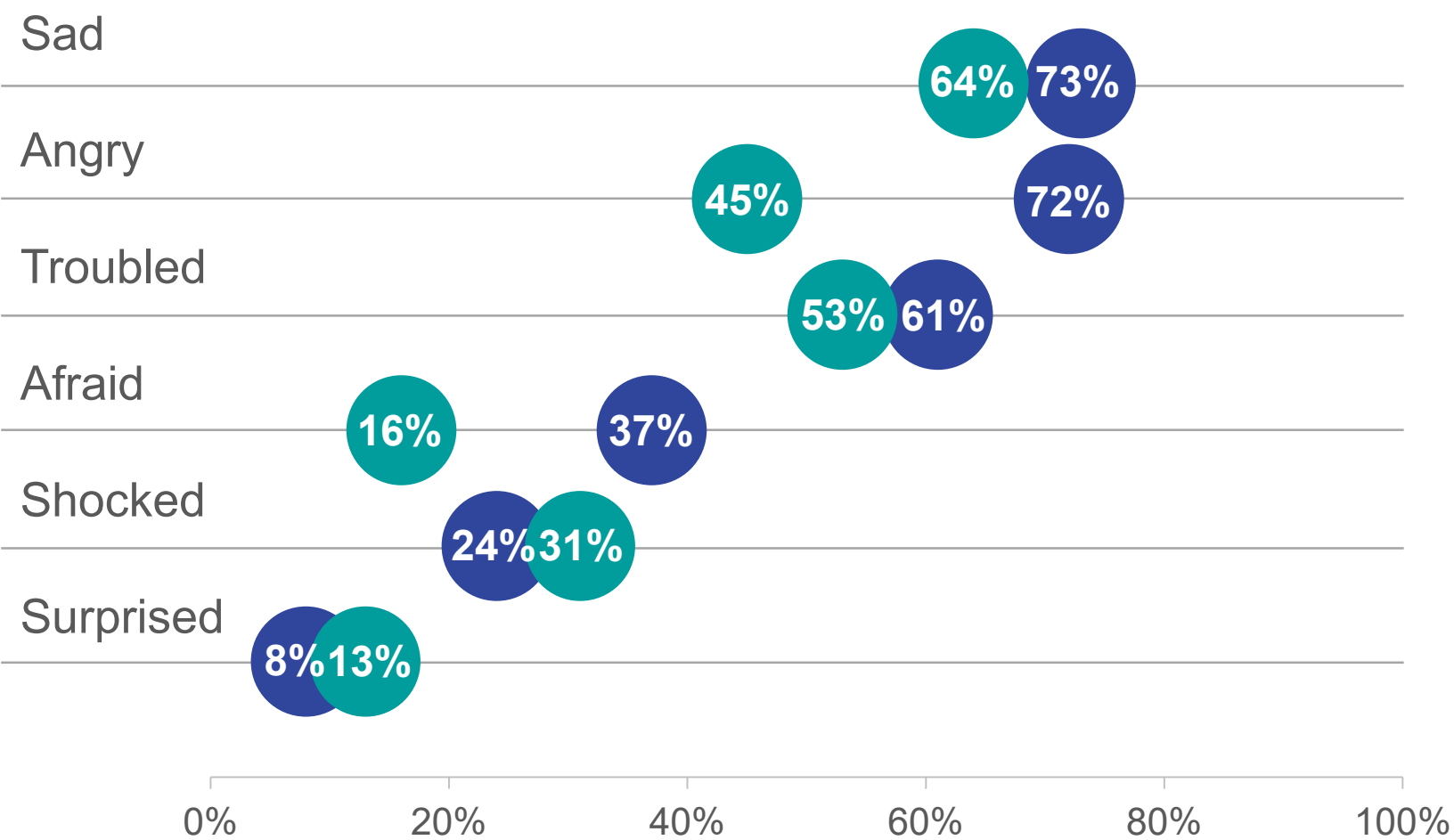


■ Protest with observable violence
■ Peaceful protests

Black Americans sad, angry about Floyd killing; not shocked

Overall, has Floyd’s killing made you feel any of the following?

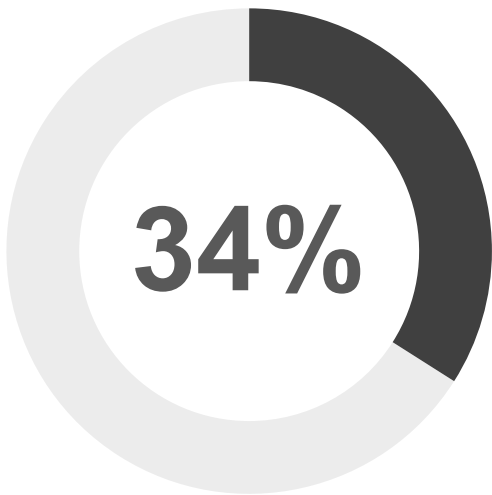
- Black Americans
- All Americans



Most oppose “defund the police,” but in favor of reform

Police reform receives broad, bipartisan support for many policies

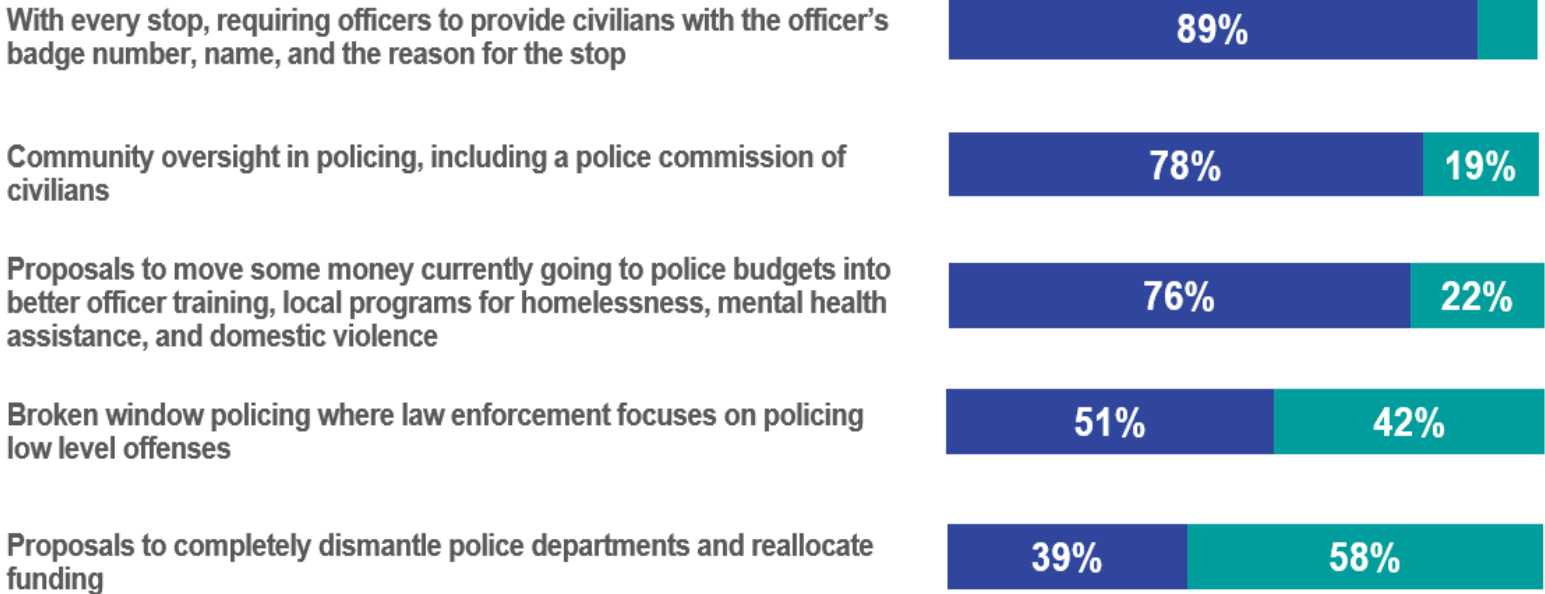
Percentage of Americans who support “defund the police”



All Americans

American support for and opposition for police reform

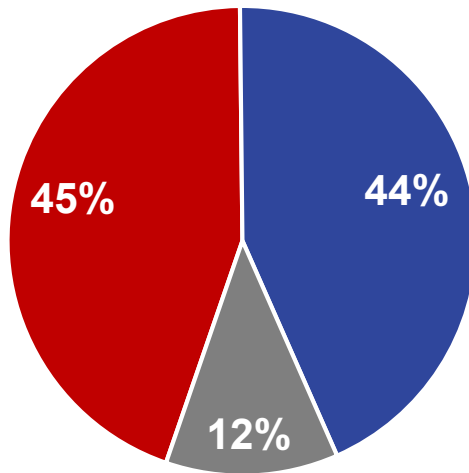
■ Support ■ Oppose



Americans divided between protests & enforcing law and order

Which of the following statements comes closer to your view, even if neither is exactly right?

All Americans



Law and order is the most important thing to ensure, even if it means limiting peaceful protests.

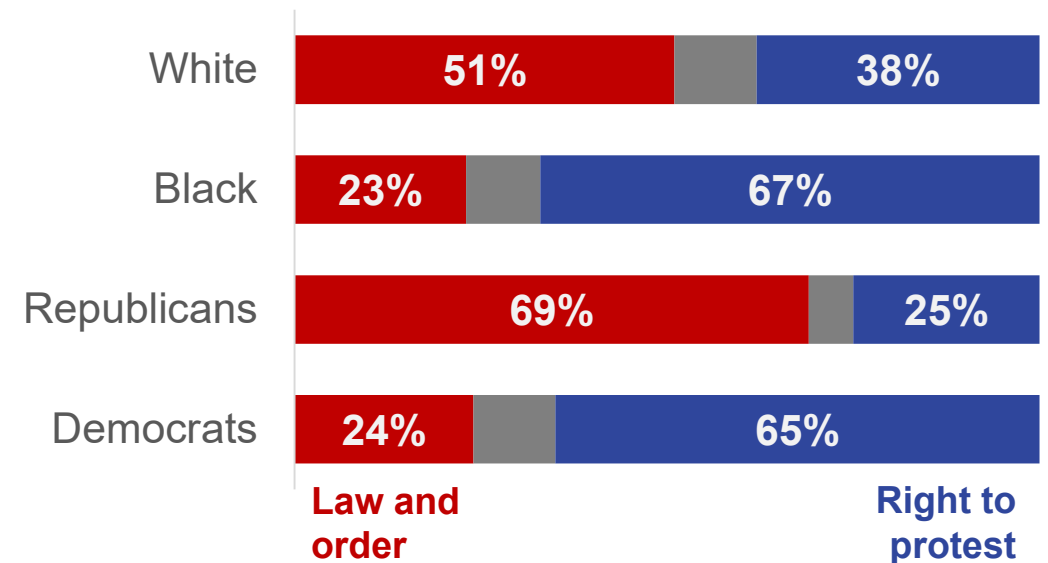


The right to protest is the most important thing to ensure, even if it means there are some incidents of violence.



Don't know

By race and partisanship



Perceptions of Donald Trump

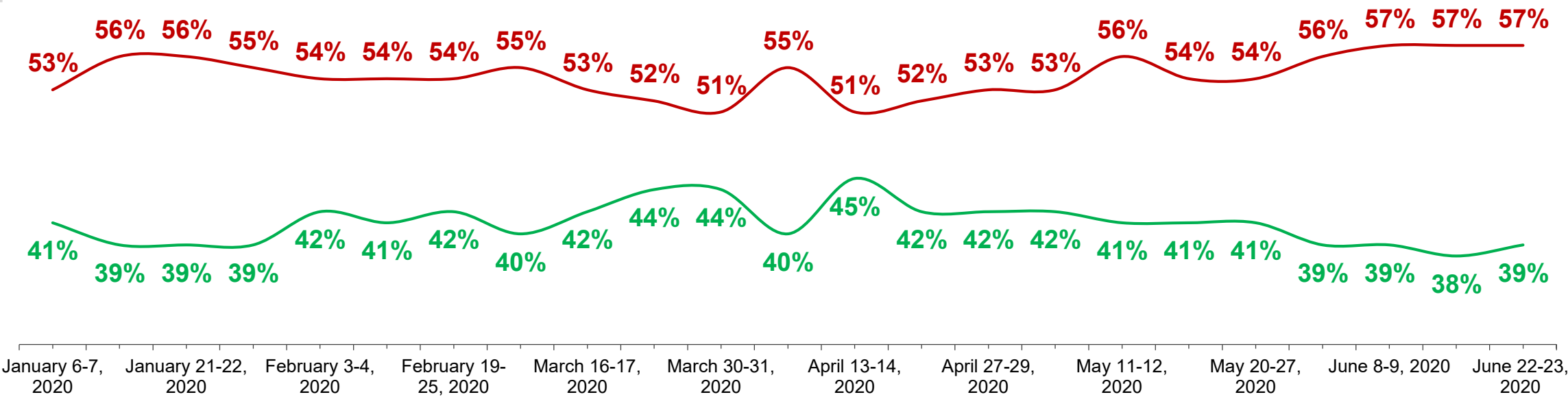
3

President Trump's approval rating in 2020



Overall, do you approve or disapprove of the way Donald Trump is handling his job as President?

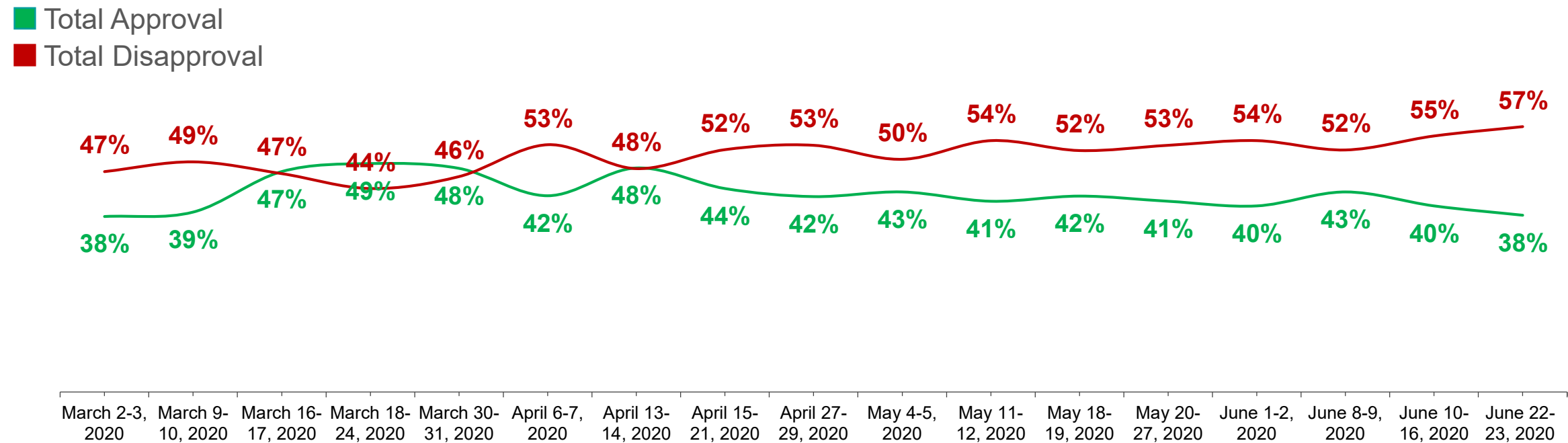
- Total Approve
- Total Disapprove



President Trump's approval on coronavirus



Do you approve or disapprove of the way Donald Trump is handling the following issues?
Coronavirus/COVID-19:



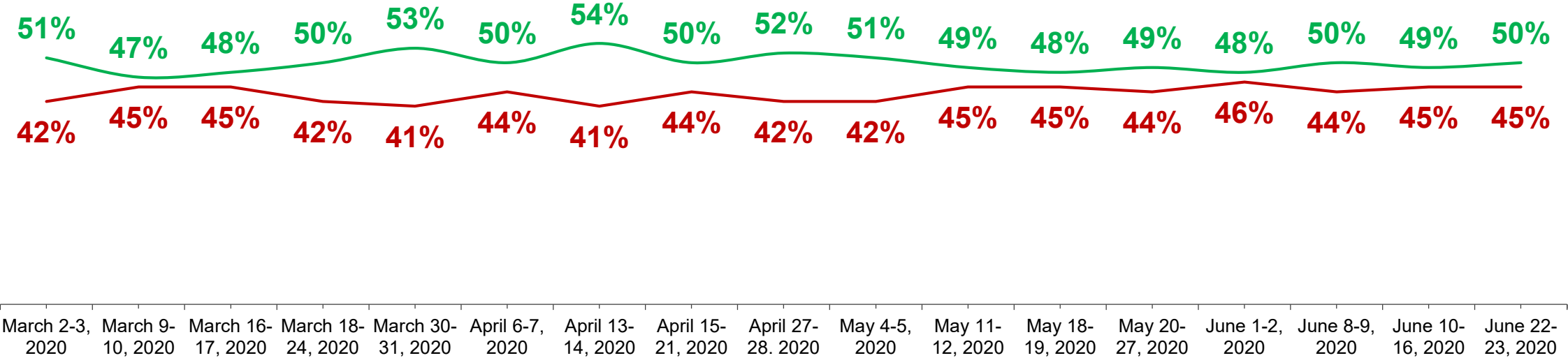
Reuters/Ipsos Data

Economic approval rating remains flat



Do you approve or disapprove of the way Donald Trump is handling the following issues?
U.S Economy

■ Total Approval
■ Total Disapproval



Black Lives Matter Demonstrations

Do you approve or disapprove of how President Donald Trump has handled the recent protests and demonstrations?



	All Americans	White Americans	Black Americans	Hispanic Americans	White Americans, no college degree	White Americans, college degree or more
Strongly approve	15%	19%	3%	11%	21%	15%
Somewhat approve	13%	15%	6%	8%	15%	16%
Lean towards approve	7%	8%	5%	4%	9%	7%
Lean towards disapprove	8%	6%	7%	12%	6%	7%
Somewhat disapprove	8%	8%	8%	10%	7%	9%
Strongly disapprove	43%	38%	65%	46%	35%	43%
Not sure	6%	6%	6%	9%	7%	5%
TOTAL APPROVE	35%	42%	14%	23%	45%	37%
TOTAL DISAPPROVE	59%	52%	81%	68%	48%	59%

General Election

4

Key issues impacting the 2020 election

If the 2020 presidential election were being held today, which of the following candidate traits would be the MOST important factor for you in deciding who to vote for?



	All Americans	Registered Voters	Democrat RV	Republican RV	Independent RV
Has a robust plan to help the nation recover from the impact of coronavirus	22%	22%	23%	24%	14%
Ability to restore trust in American government	33%	35%	42%	25%	45%
Strong on the economy and job creation	20%	20%	7%	35%	22%
Strong on healthcare	10%	9%	13%	4%	14%
Strong on immigration	5%	5%	3%	9%	1%
Strong on civil rights	11%	9%	13%	3%	4%

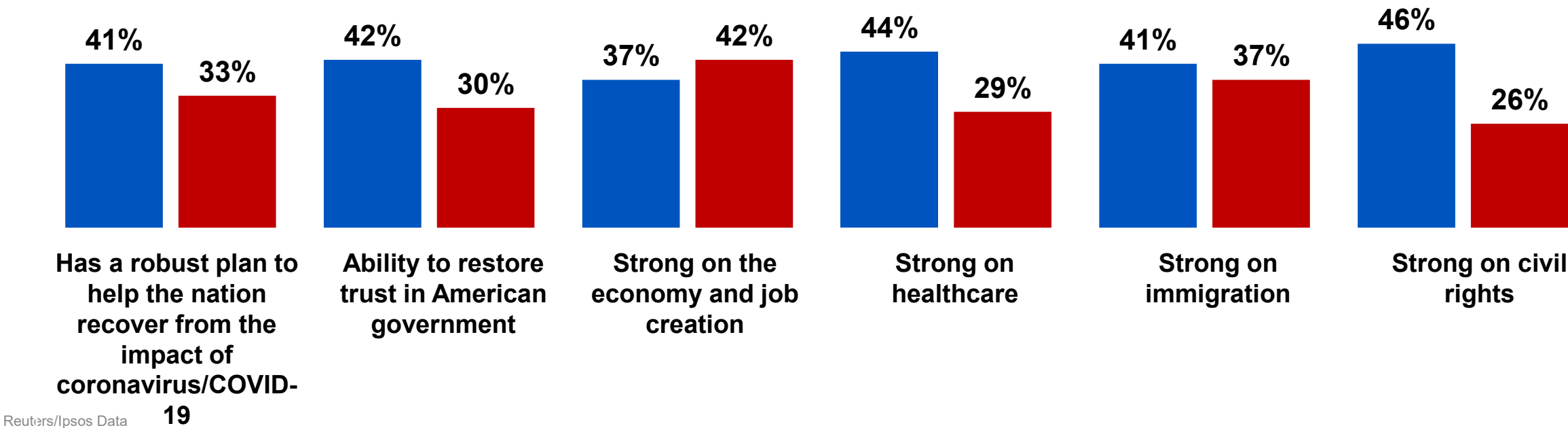
Reuters/Ipsos Data

Biden and Trump's performance on key issues

For each of the following, please select the candidate you think is the best on that particular issue...



■ Joe Biden
■ Donald Trump



Reuters/Ipsos Data

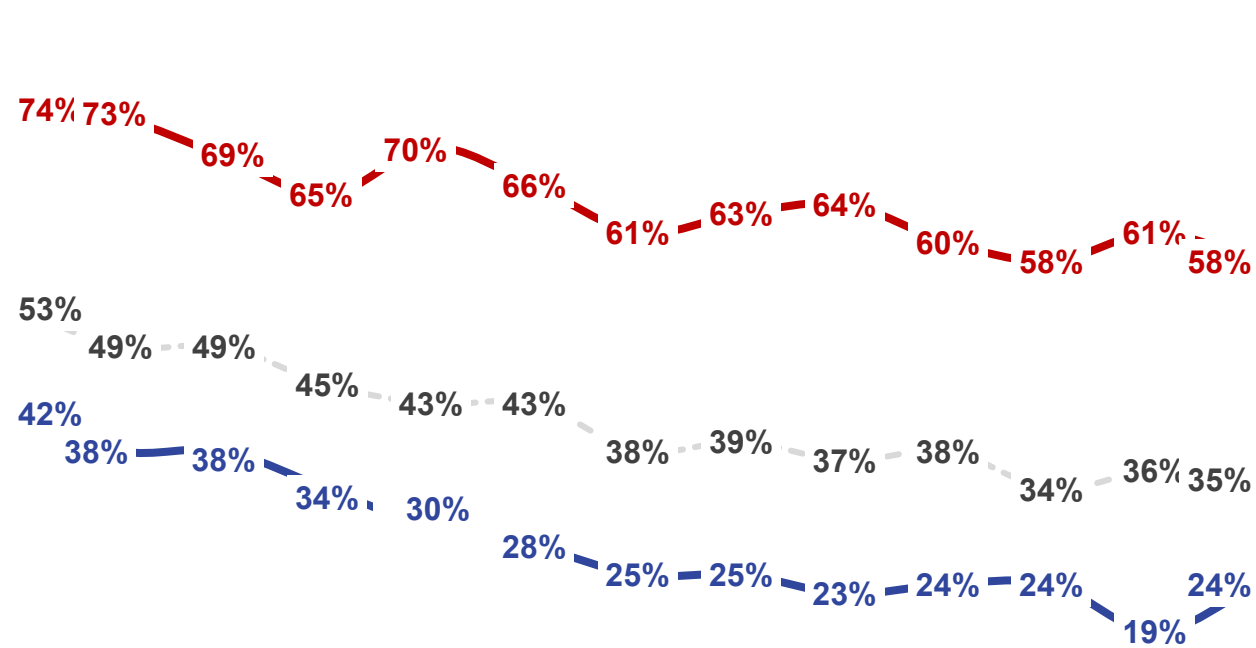
19

Partisan differences in trusting the government

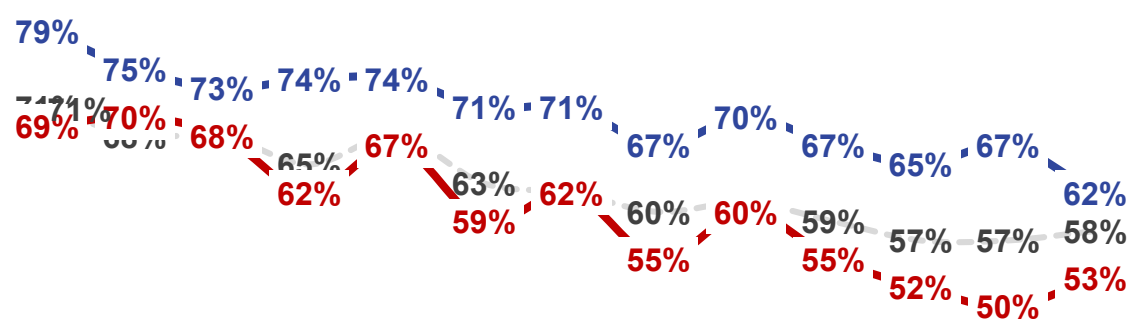
How much trust do you have in each of the following to look out for the best interests of you and your family?

% A great deal/A fair amount ■ Democrats ■ Republicans - - - All Americans

Federal government



State government



Axios/Ipsos Coronavirus Index. Wave 1, n=1,092; Wave 2, n=998; Wave 3, n=1,355; Wave 4, n=1,136; Wave 5, n=1,098; Wave 6, n=1,021; Wave 7, n=1,021; Wave 8, n=1,012; Wave 9, n= 980; Wave 10, n= 1,009; Wave 11, n=1,033; Wave 12, n=1,006; Wave 13, n =1,022; Wave 14, n=1,023;



General Election Vote Share

If the 2020 presidential election were held today, would you vote for Donald Trump or Joe Biden?



	All Adults	Registered Voters	Democratic Registered Voters	Republican Registered Voters	Independent Registered Voters
Donald Trump	34%	37%	6%	82%	24%
Joe Biden	43%	47%	85%	8%	24%
Some other candidate	9%	8%	6%	5%	27%
I would not vote	7%	2%	1%	0%	12%
Not sure	7%	6%	3%	5%	12%


Reuters/Ipsos Data

© Ipsos



2016 vs 2020 – What's changed?

If the 2016 presidential election were being held today and the candidates were as below, for whom would you vote? If the 2020 presidential election were held today, would you vote for Donald Trump or Joe Biden?



	Donald Trump		Joe Biden		Don't know/ Other/ Wouldn't vote	
	2020	Change from 2016	2020	Change from 2016 (Hillary Clinton)	2020	Change from 2016
All Americans	34%	+2	43%	+4	23%	-6
White Americans	43%	+4	39%	+7	18%	-11
Black Americans	7%	+3	67%	-9	25%	+6
Hispanic Americans	24%	-4	45%	+7	31%	-3
White, no college degree	46%	+3	34%	+9	20%	-12
White, college degree or more	38%	+6	47%	+2	15%	-7

Reuters/Ipsos Data

© Ipsos



Current polling vs 2016 election results

If the 2016 presidential election were being held today and the candidates were as below, for whom would you vote? If the 2020 presidential election were held today, would you vote for Donald Trump or Joe Biden?



	Donald Trump		Joe Biden	
	2020	Change from 2016	2020	Change from 2016 (Hillary Clinton)
All Americans	44%	-2	56%	+8
White Americans	52%	-5	48%	+11
Black Americans	9%	+1	91%	+2
Hispanic Americans	35%	+7	65%	-1
White, no college degree	58%	-8	43%	+14
White, college degree or more	45%	-3	55%	+10

2020 poll rebased to 100%, omitting undecided

Ipsos Resources

Axios-Ipsos Coronavirus Index

Reuters/Ipsos Public Opinion Partnership

IpsosGlobalIndicators.com

The Point Being – an Ipsos Podcast overview of public opinion trends

Cliff's Take – Weekly Ipsos Thought Leadership

All our public polling: <https://www.ipsos.com/en-us/news-and-polls/news>

Ipsos Coronavirus Central: <https://www.ipsos.com/en-us/knowledge/society/covid19-research-in-uncertain-times>

THANK YOU!

Questions?

About Ipsos

Ipsos is the third largest market research company in the world, present in 90 markets and employing more than 18,000 people.

Our research professionals, analysts and scientists have built unique multi-specialist capabilities that provide powerful insights into the actions, opinions and motivations of citizens, consumers, patients, customers or employees. Our 75 business solutions are based on primary data coming from our surveys, social media monitoring, and qualitative or observational techniques.

“Game Changers” – our tagline – summarises our ambition to help our 5,000 clients to navigate more easily our deeply changing world.

Founded in France in 1975, Ipsos is listed on the Euronext Paris since July 1st, 1999. The company is part of the SBF 120 and the Mid-60 index and is eligible for the Deferred Settlement Service (SRD).

ISIN code FR0000073298, Reuters ISOS.PA, Bloomberg IPS:FP
www.ipsos.com

Game Changers

In our world of rapid change, the need for reliable information to make confident decisions has never been greater.

At Ipsos we believe our clients need more than a data supplier, they need a partner who can produce accurate and relevant information and turn it into actionable truth.

This is why our passionately curious experts not only provide the most precise measurement, but shape it to provide True Understanding of Society, Markets and People.

To do this we use the best of science, technology and know-how and apply the principles of security, simplicity, speed and substance to everything we do.

So that our clients can act faster, smarter and bolder.
Ultimately, success comes down to a simple truth:
You act better when you are sure.