

Welcome to our webinar!

Today's presenters: Helping you to understand the complex factors of American life that will impact the 2020 presidential election



Chris Jackson
Senior Vice President
Chris.Jackson@ipsos.com

Chris Jackson is a Senior Vice President and lead for the Ipsos Public Polling practice in the United States. His research specialties include public opinion trends, election polling, strategic communications research and reputation research. He works with a wide variety of public and private sector clients including our media partners including Thomson Reuters, USA Today, and ABC News, and he is a spokesperson for Ipsos Public Affairs in the US.

Chris is an expert on American electoral and public polling with a deep background in the American political system. Beyond politics, Chris has worked across a wide range of research subjects – including technology, healthcare, policy, energy and consumer issues – and mastered a wide range of research techniques– including multiple survey methodologies, focus group moderating, in-depth interviewing, etc.

Chris has been a commentator in major news outlets in the United States and abroad, including USA Today, Reuters, BuzzFeed, BBC, Sky News, and CBS, as well as original commentary from Ipsos.

Chris earned his BA from the University of Southern Mississippi and did his graduate work at the University of Georgia (MA) where he specialized in American elections.

ELECTION 2020 INSIDE TRACK

July 23, 2020

© 2020 Ipsos. All rights reserved. Contains Ipsos' Confidential and Proprietary information and may not be disclosed or reproduced without the prior written consent of Ipsos.



AGENDA

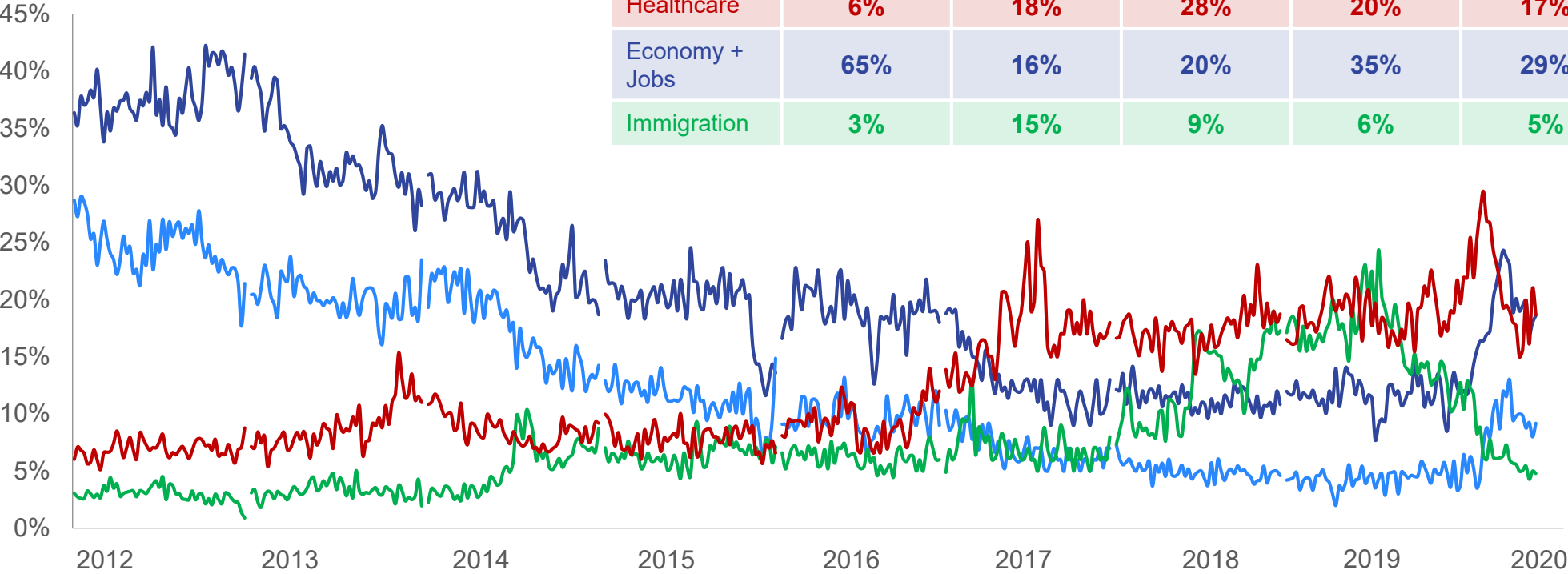
1. IMPACT OF CORONAVIRUS
2. PERCEPTIONS OF DONALD TRUMP
3. GENERAL ELECTION
4. ELECTION FORECASTING
5. QUESTIONS

Most Important Problem Facing America

In your opinion, what is the most important problem facing the U.S. today?

Healthcare Economy generally
Immigration Unemployment/jobs

	January 2012	December 2019	March 2020	May 2020	June 2020	July 2020
Healthcare	6%	18%	28%	20%	17%	19%
Economy + Jobs	65%	16%	20%	35%	29%	27%
Immigration	3%	15%	9%	6%	5%	5%

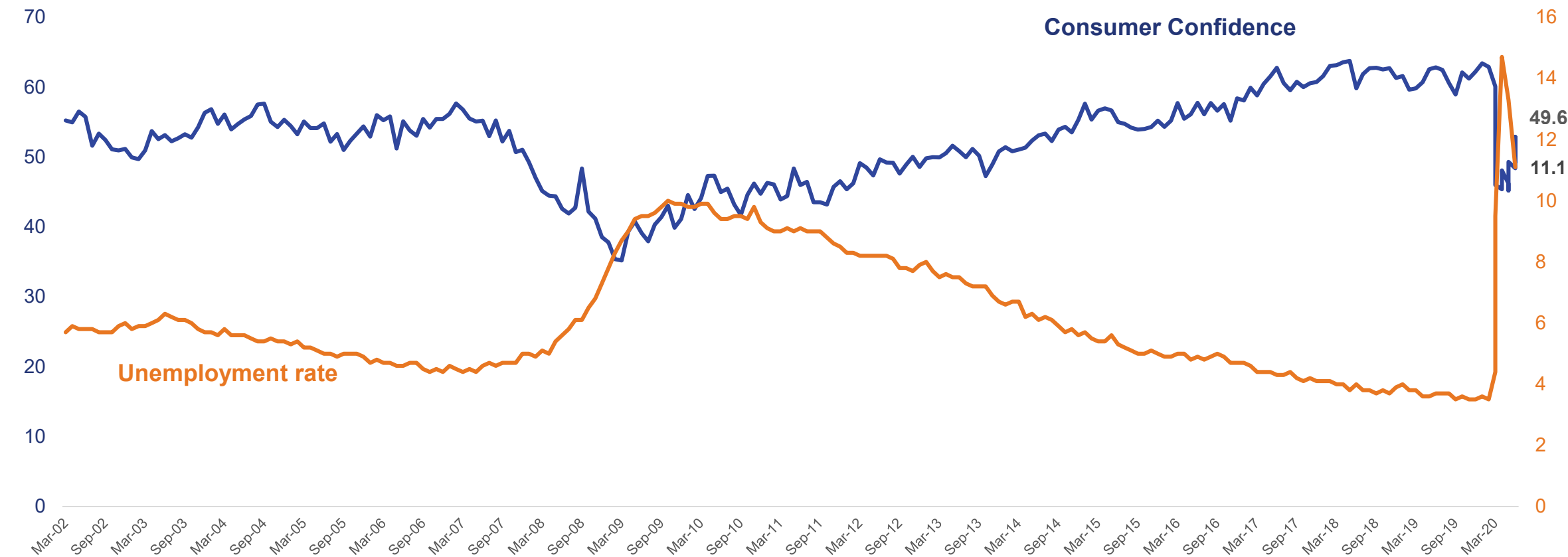


About 1 in 10 are volunteering 'coronavirus'

Ipsos Primary Consumer Sentiment Index / US Bureau of Labor Statistics

Consumer perceptions not in line with economic reality

American consumer confidence and unemployment 2002-2020



Ipsos Primary Consumer Sentiment Index / US Bureau of Labor Statistics

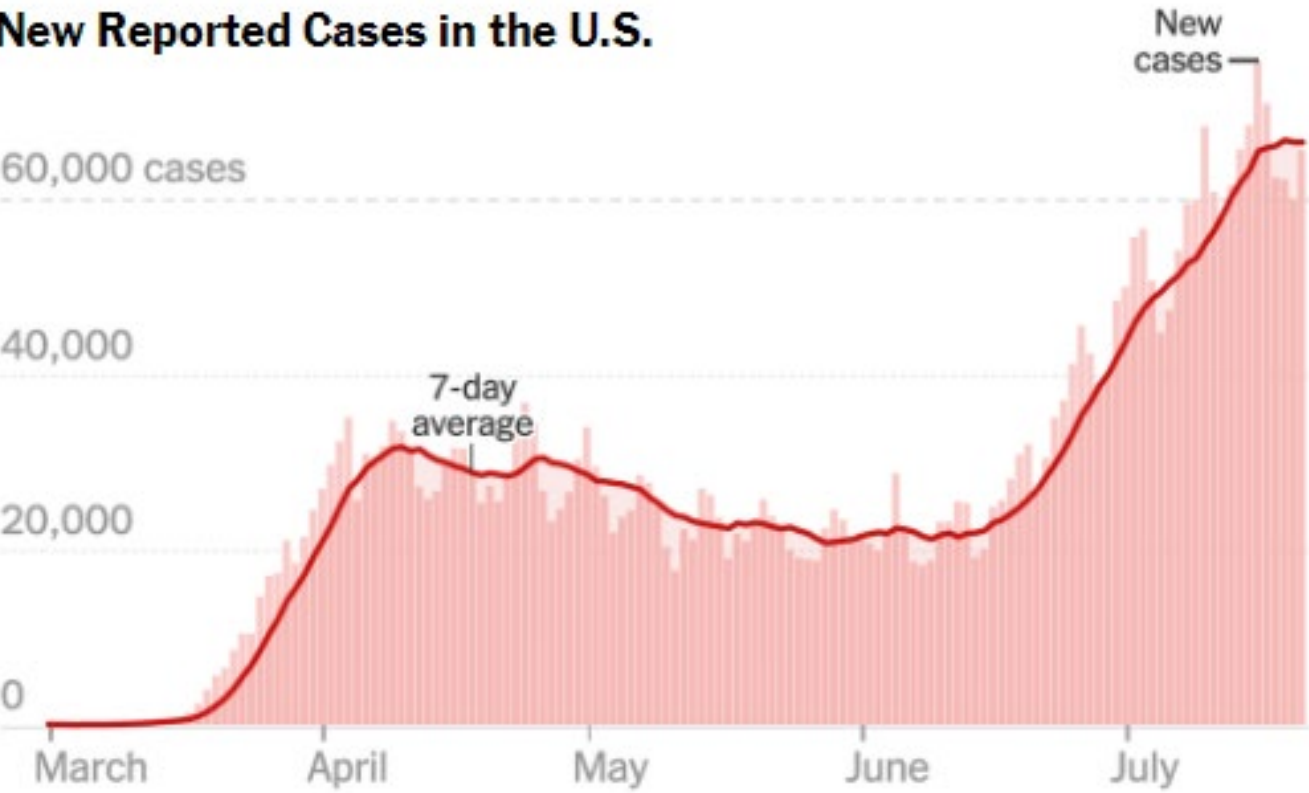
Impact of Coronavirus

1

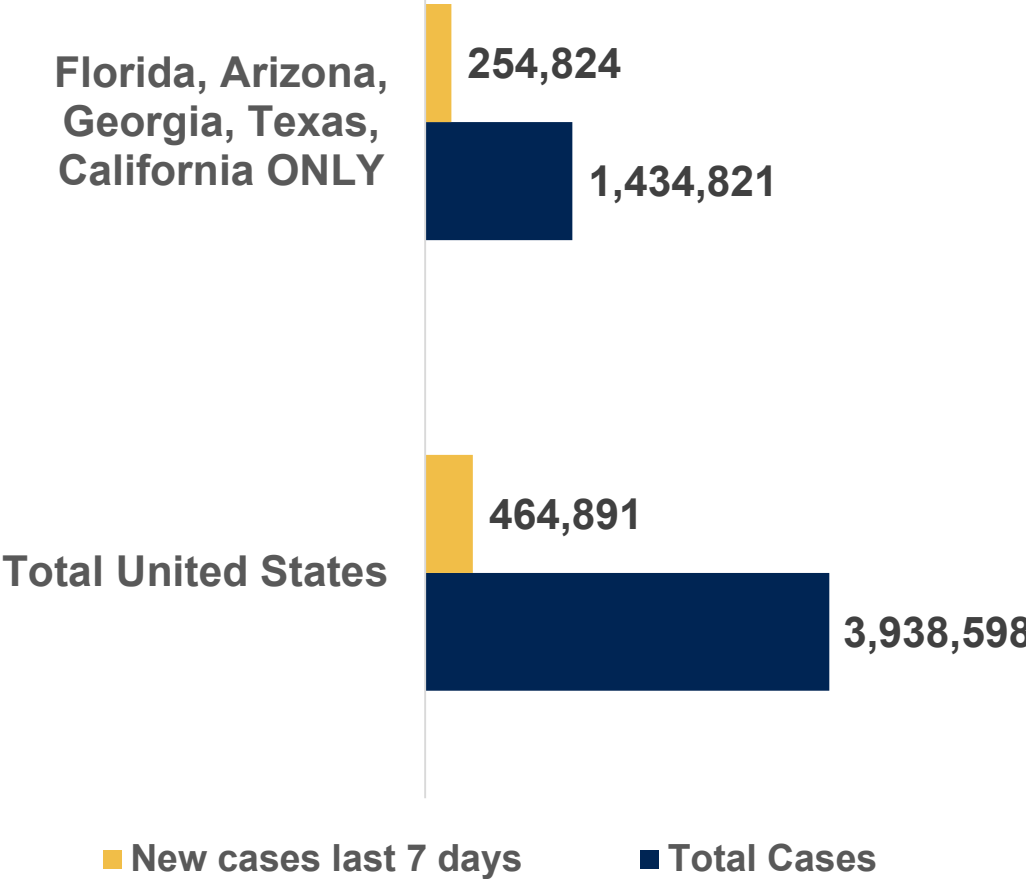
Five states account for one-third of infections

+3.9 million confirmed cases, +142,000 deaths

New Reported Cases in the U.S.



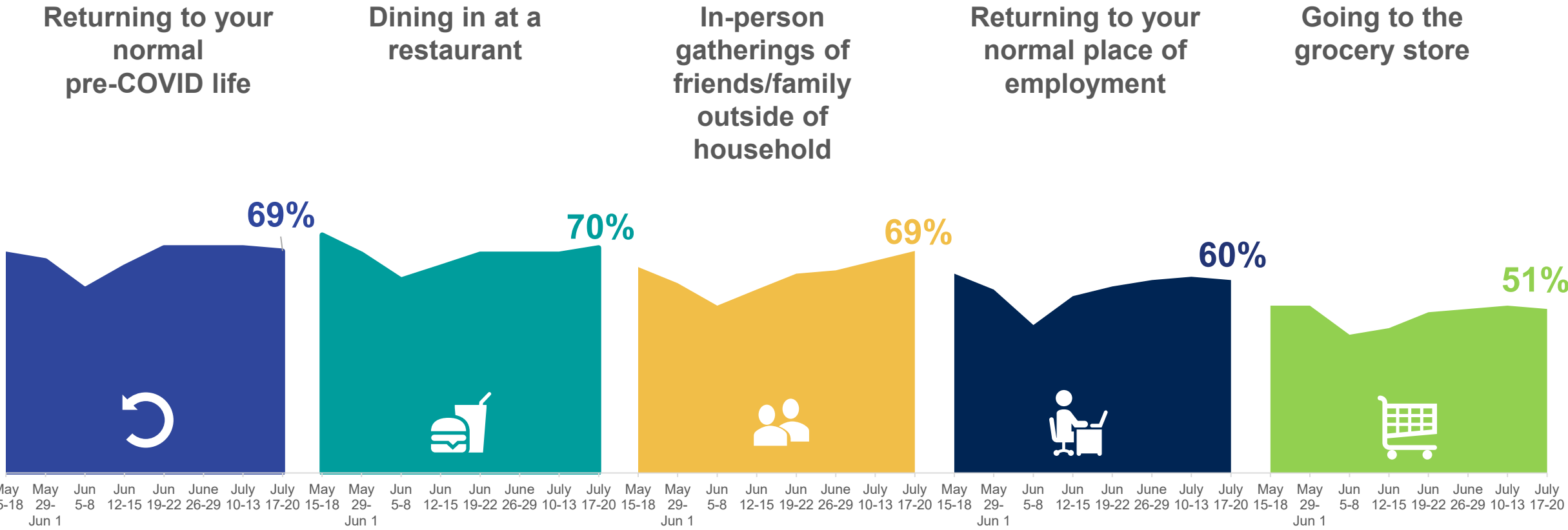
Source: New York Times



Perceived risk is on the rise

How much of a risk to your health and well-being do you think the following activities are right now?

% Large/Moderate risk

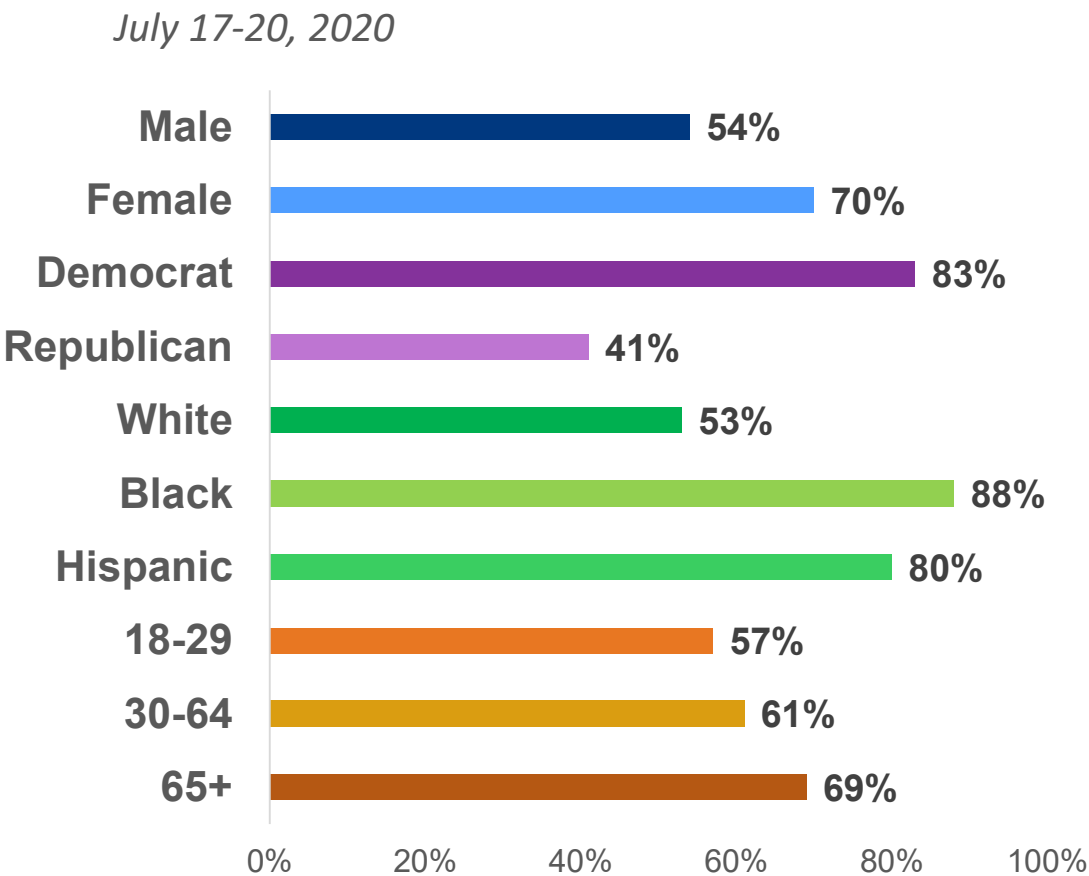
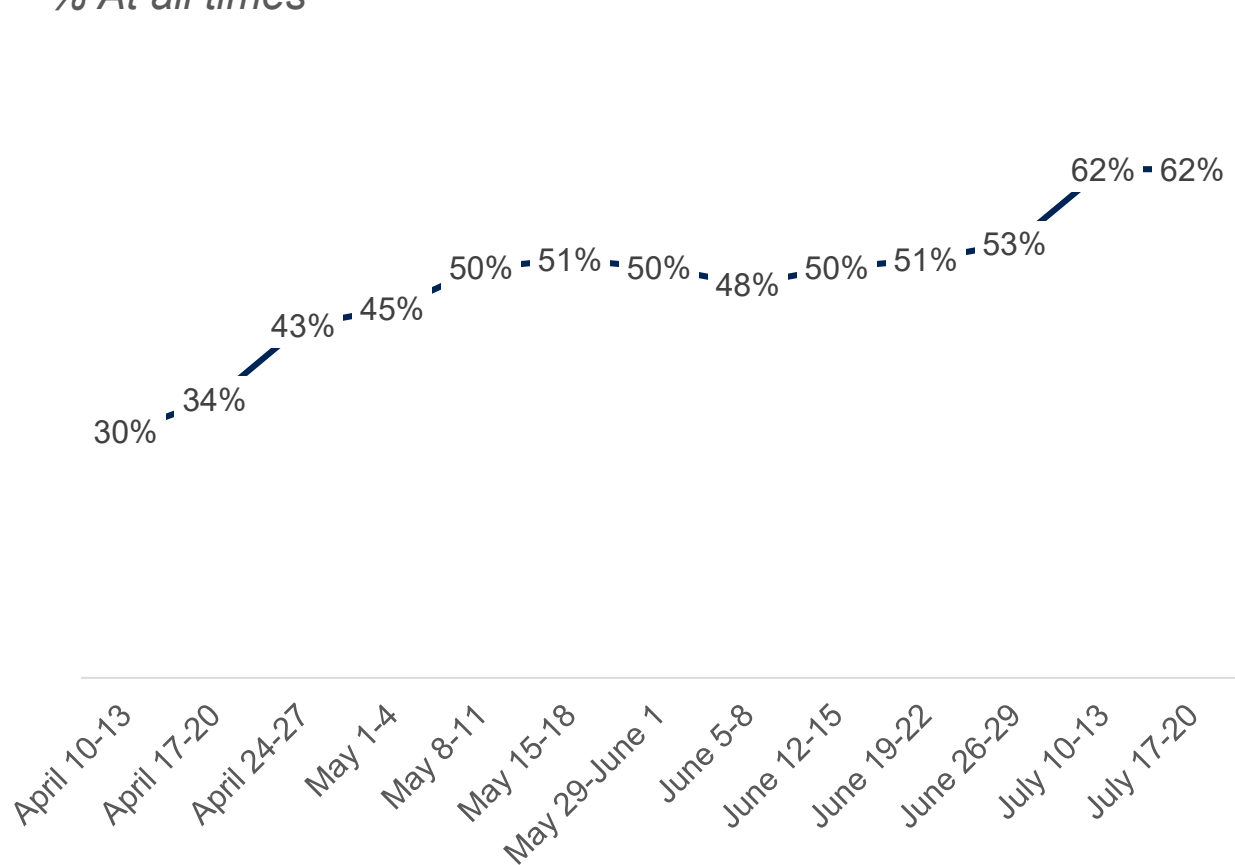


Axios/Ipsos Coronavirus Index. Wave 1, n=1,092; Wave 2, n=998; Wave 3, n=1,355; Wave 4, n=1,136; Wave 5, n=1,098; Wave 6, n=1,021; Wave 7, n=1,021; Wave 8, n=1,012; Wave 9, n= 980; Wave 10, n= 1,009; Wave 11, n=1,033; Wave 12, n= 1,006; Wave 13; n=1,022; Wave 14; n=1,023; Wave 15; n=1,065; Wave 16; n=1,063; Wave 17, n= 1,037

Mask usage is increasing, Republicans least likely to comply

When you leave your home, are you wearing a mask?

% At all times

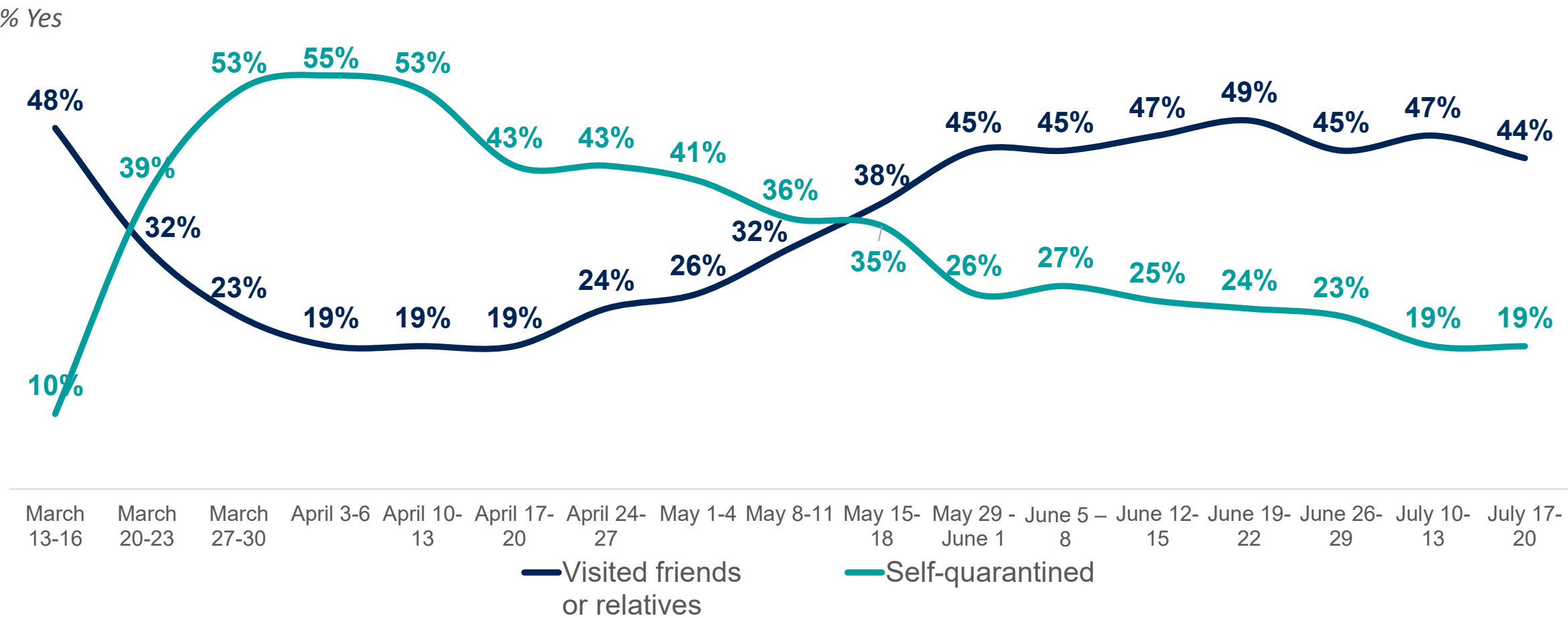


Axios/Ipsos Coronavirus Index. Wave 1, n=1,092; Wave 2, n=998; Wave 3, n=1,355; Wave 4, n=1,136; Wave 5, n=1,098; Wave 6, n=1,021; Wave 7, n=1,021; Wave 8, n=1,012; Wave 9, n= 980; Wave 10, n= 1,009; Wave 11, n=1,033; Wave 12, n= 1,006; Wave 13, n=1,022; Wave 14, n=1,023; Wave 15, n=1,065; Wave 16, n=1,063; Wave 17, n= 1,037



Americans are socializing more

Have you done the following in the last week?

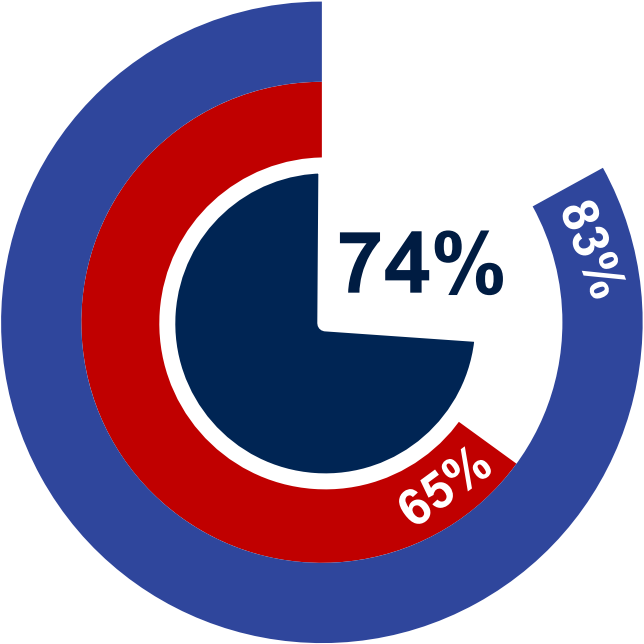


Americans believe other Americans are hindering U.S. recovery

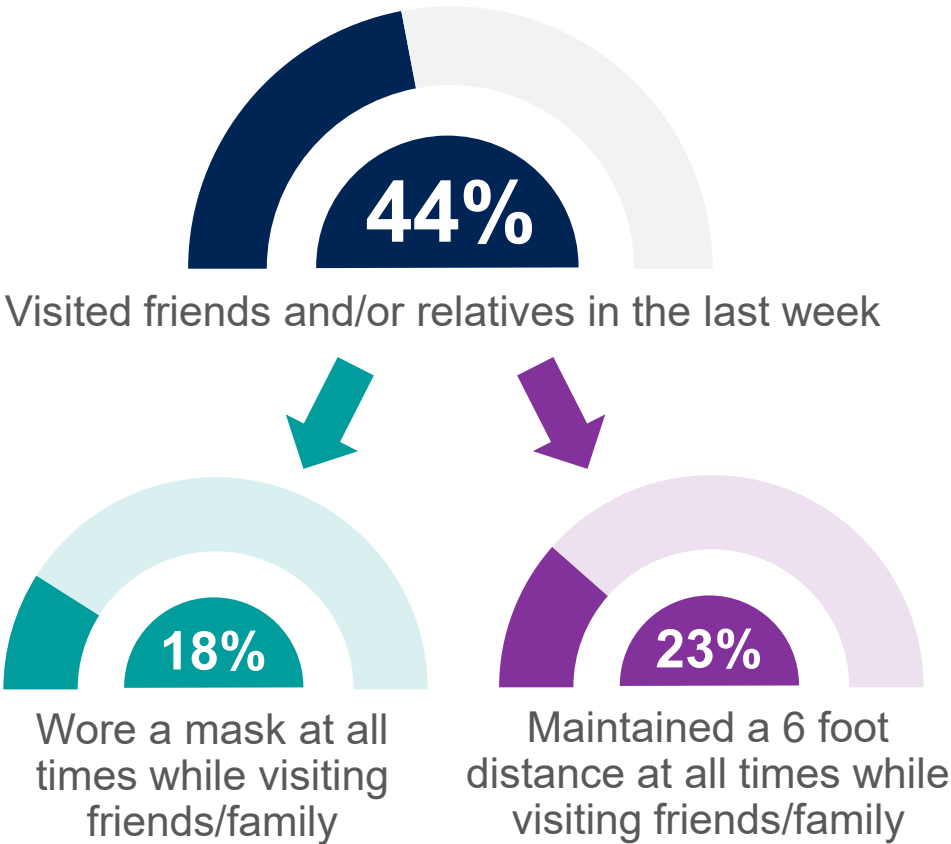
Most think their fellow citizens are making the situation worse; meanwhile, those who visit family/friends not taking precautions

Percentage of Americans who believe other Americans are behaving in ways that are making the country's recovery from the pandemic *somewhat or much worse*

■ All Americans ■ Democrats ■ Republicans



Percentage of Americans who have visited friends and/or relatives in the last week



Axios/Ipsos Coronavirus Index. Wave 17, n= 1,037

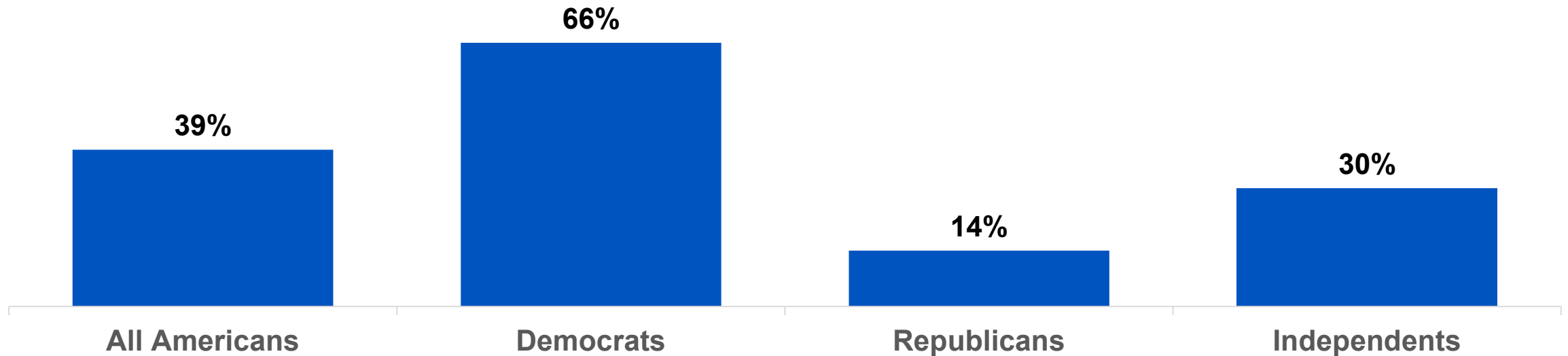
Perceptions of Donald Trump

2

2 in 5 Americans believe Trump knew about Russian bounties

Which of the following comes closest to your opinion?

% say President Trump did know that Russia was paying Taliban members to kill American soldiers in Afghanistan



Reuters/Ipsos Data

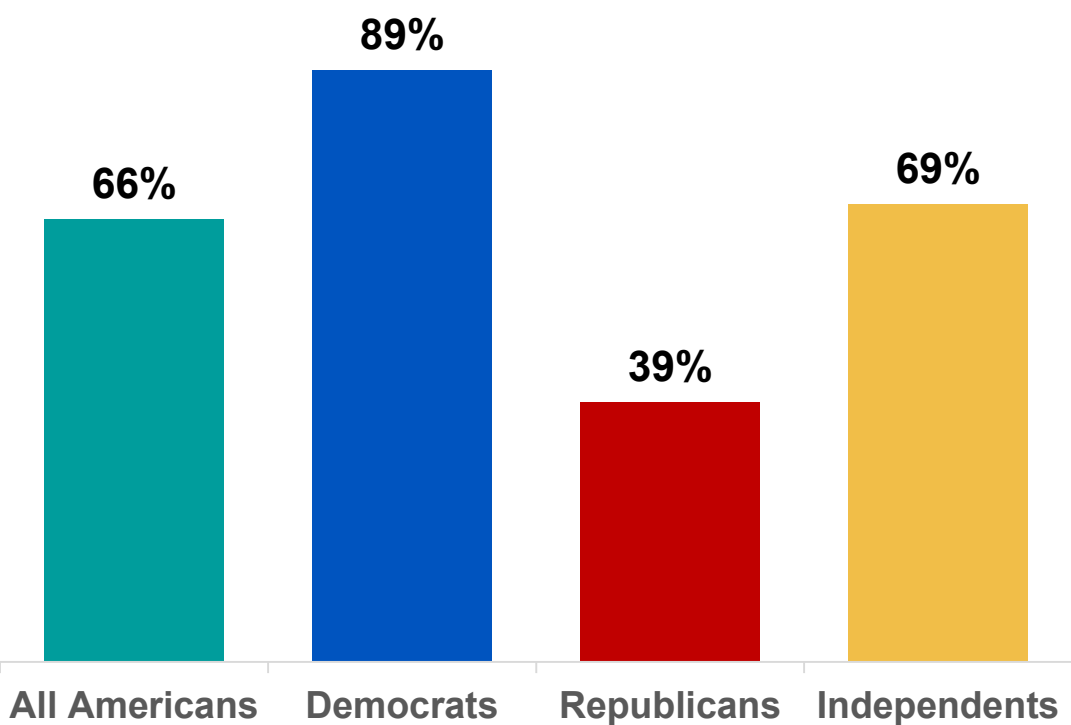
© Ipsos



Many Americans think Trump should release his tax returns

Donald Trump should release his tax returns from earlier years

% Strongly/Somewhat Agree



Reuters/Ipsos Data

© Ipsos

In your opinion, what is the main reason you believe Donald Trump has yet to release his tax information?

	All Americans	Democrats	Republicans	Independents
They contain incriminating evidence against him	26%	44%	6%	29%
He does not pay taxes because of loopholes in the tax code	16%	22%	9%	17%
He is fighting back against the far left	14%	2%	31%	6%
He is trying to hide significant financial losses from his businesses	10%	13%	7%	8%
He is currently under audit by the IRS and will release them when the audit concludes	7%	3%	13%	5%
He is too busy fighting the spread coronavirus	3%	3%	4%	4%
Something else	8%	2%	12%	14%
Don't know	16%	12%	17%	17%

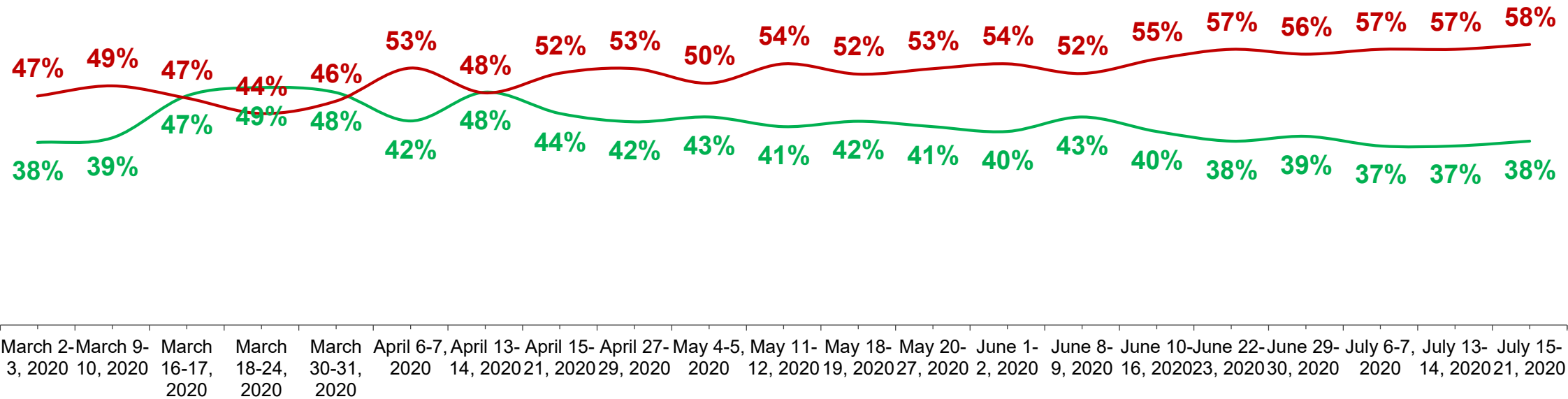


President Trump's approval on coronavirus



Do you approve or disapprove of the way Donald Trump is handling the following issues?
Coronavirus/COVID-19:

- Total Approval
- Total Disapproval



Reuters/Ipsos Data

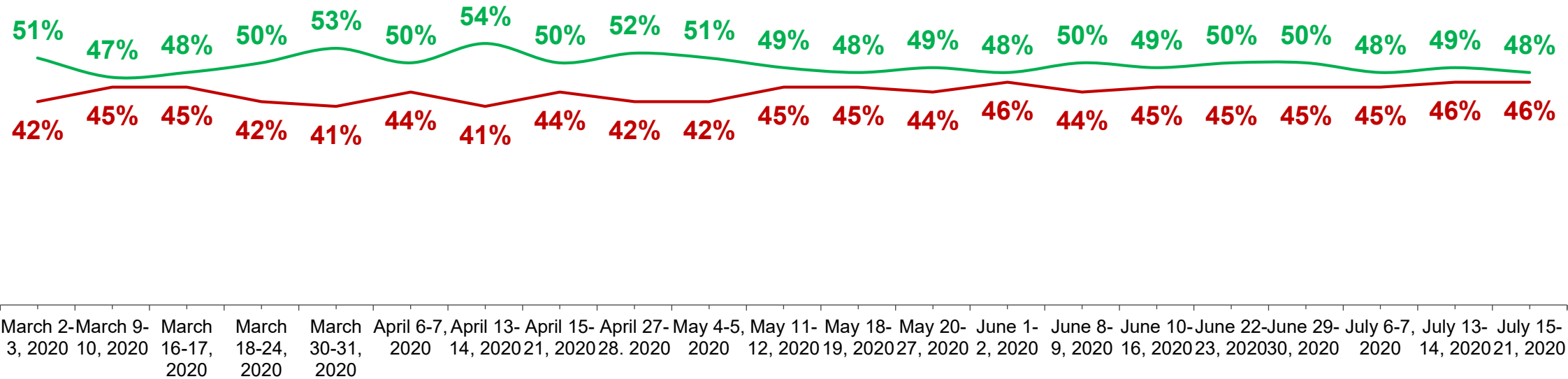


Economic approval rating remains flat



Do you approve or disapprove of the way Donald Trump is handling the following issues?
U.S Economy

■ Total Approval
■ Total Disapproval



Reuters/Ipsos Data

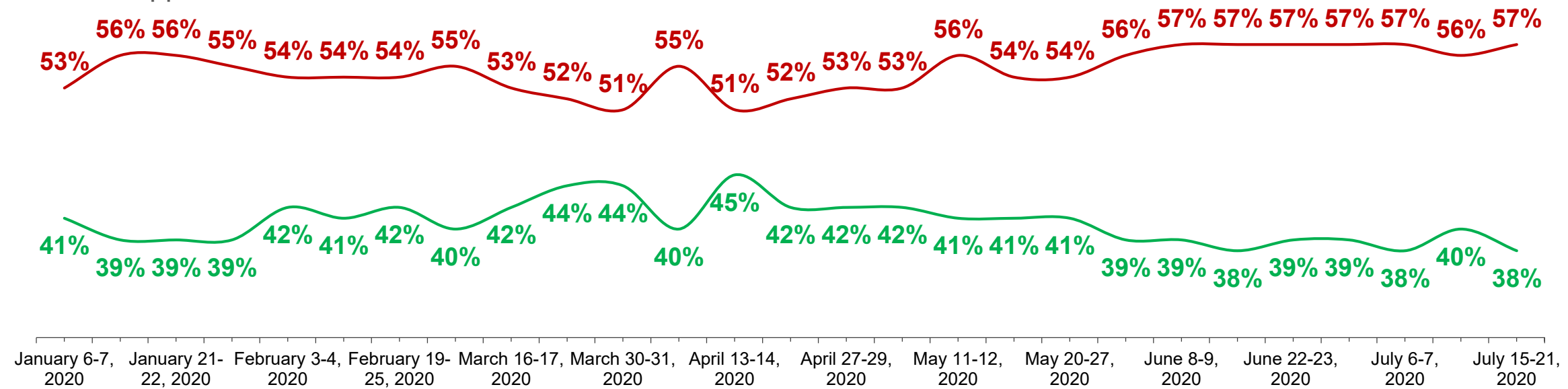


President Trump's approval rating in 2020



Overall, do you approve or disapprove of the way Donald Trump is handling his job as President?

- Total Approval
- Total Disapproval



Reuters/Ipsos Data



General Election

3

General Election Vote Share

If the 2020 presidential election were held today, would you vote for Donald Trump or Joe Biden? *Order of candidates is randomly rotated in question text*



	All Adults	Registered Voters	Democratic Registered Voters	Republican Registered Voters	Independent Registered Voters
Donald Trump	34%	38%	6%	80%	23%
Joe Biden	43%	46%	83%	8%	29%
Some other candidate	8%	8%	6%	6%	24%
I would not vote	8%	2%	1%	1%	7%
Not sure	7%	6%	3%	5%	17%

Reuters/Ipsos Data

© Ipsos



Key issues impacting the 2020 election

If the 2020 presidential election were being held today, which of the following candidate traits would be the MOST important factor for you in deciding who to vote for?



	All Americans	Registered Voters	Democrat RV	Republican RV	Independent RV
Has a robust plan to help the nation recover from the impact of coronavirus	33%	34%	38%	29%	30%
Ability to restore trust in American government	24%	25%	29%	20%	27%
Strong on the economy and job creation	21%	21%	10%	35%	19%
Strong on healthcare	10%	9%	12%	4%	13%
Strong on civil rights	7%	7%	9%	4%	8%
Strong on immigration	6%	5%	3%	9%	3%

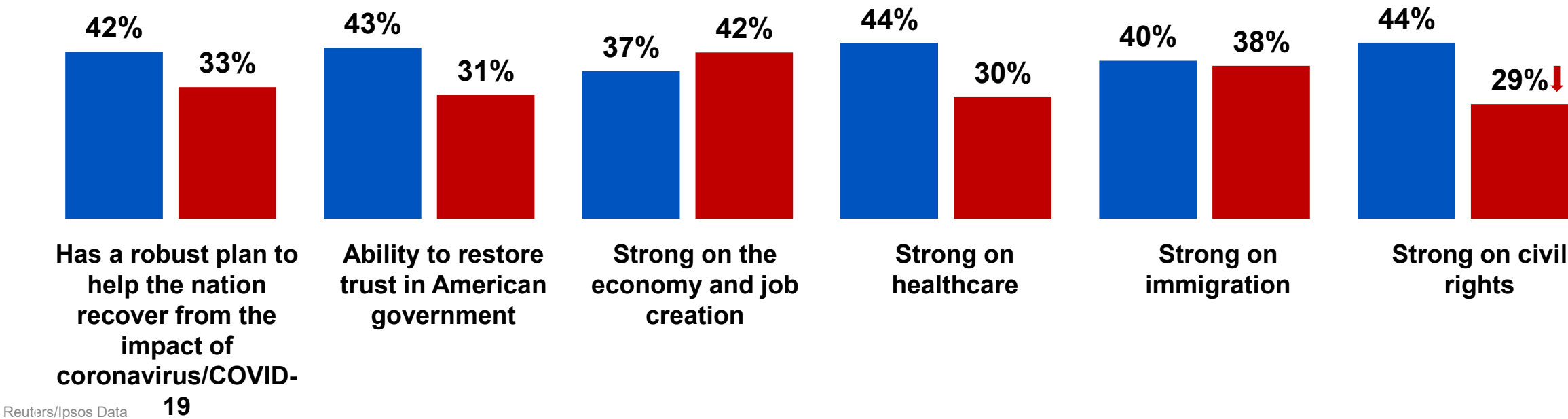
Reuters/Ipsos Data

Biden and Trump's performance on key issues

For each of the following, please select the candidate you think is the best on that particular issue...



■ Joe Biden
■ Donald Trump



Reuters/Ipsos Data

19

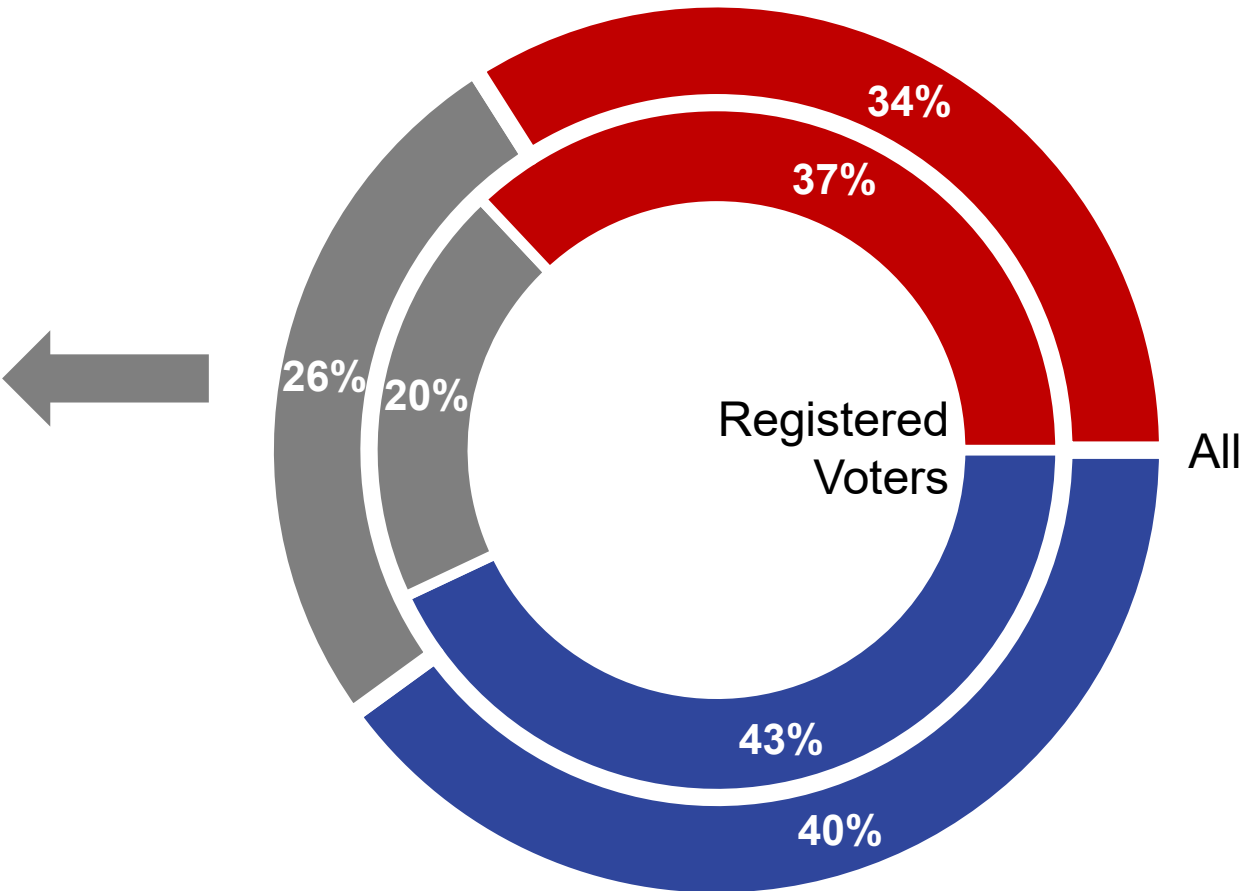
Undecided Voters – July 2020

Undecided Voter Profile

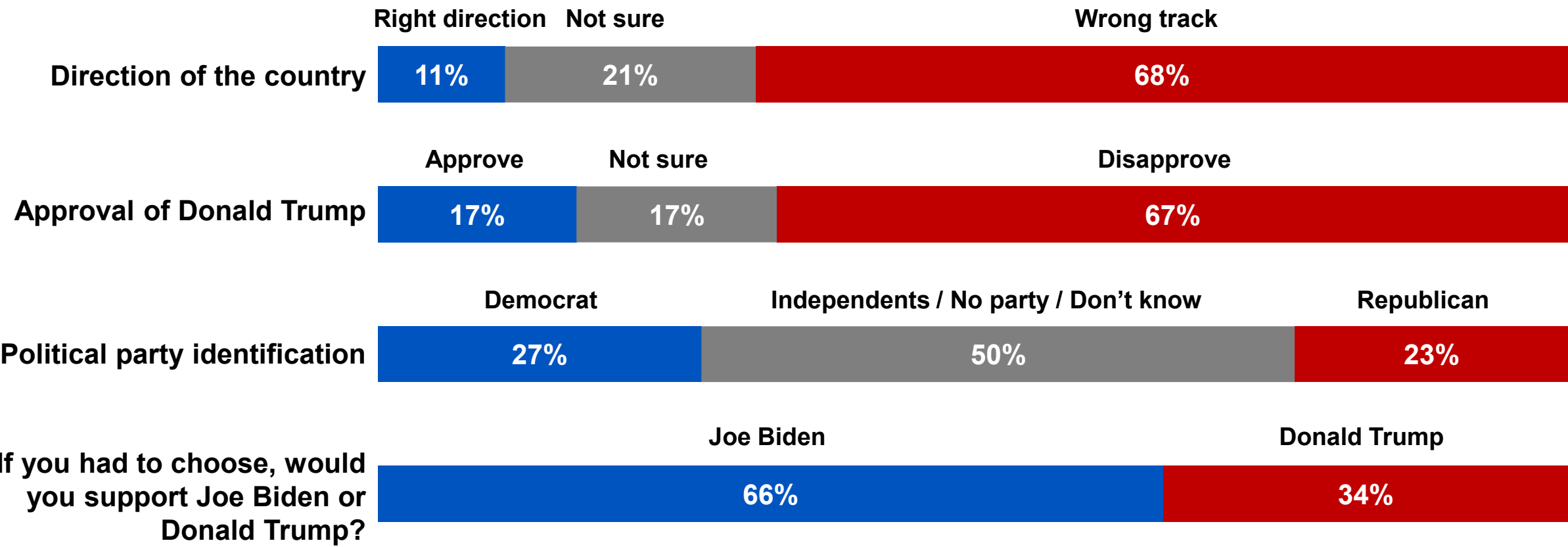
Male	44%
Female	56%
No college degree	73%
College degree or more	27%
Millennial (Born 1982-2004)	48%
Gen-X (Born 1965-1981)	29%
Baby Boomer (Born 1946-1964)	20%
Silent (Born before 1946)	2%
White Only	55%
Black Only	12%
Hispanic	21%
Others	12%

If the 2020 presidential election were held today, would you vote for Donald Trump or Joe Biden?

■ Undecideds ■ Donald Trump ■ Joe Biden



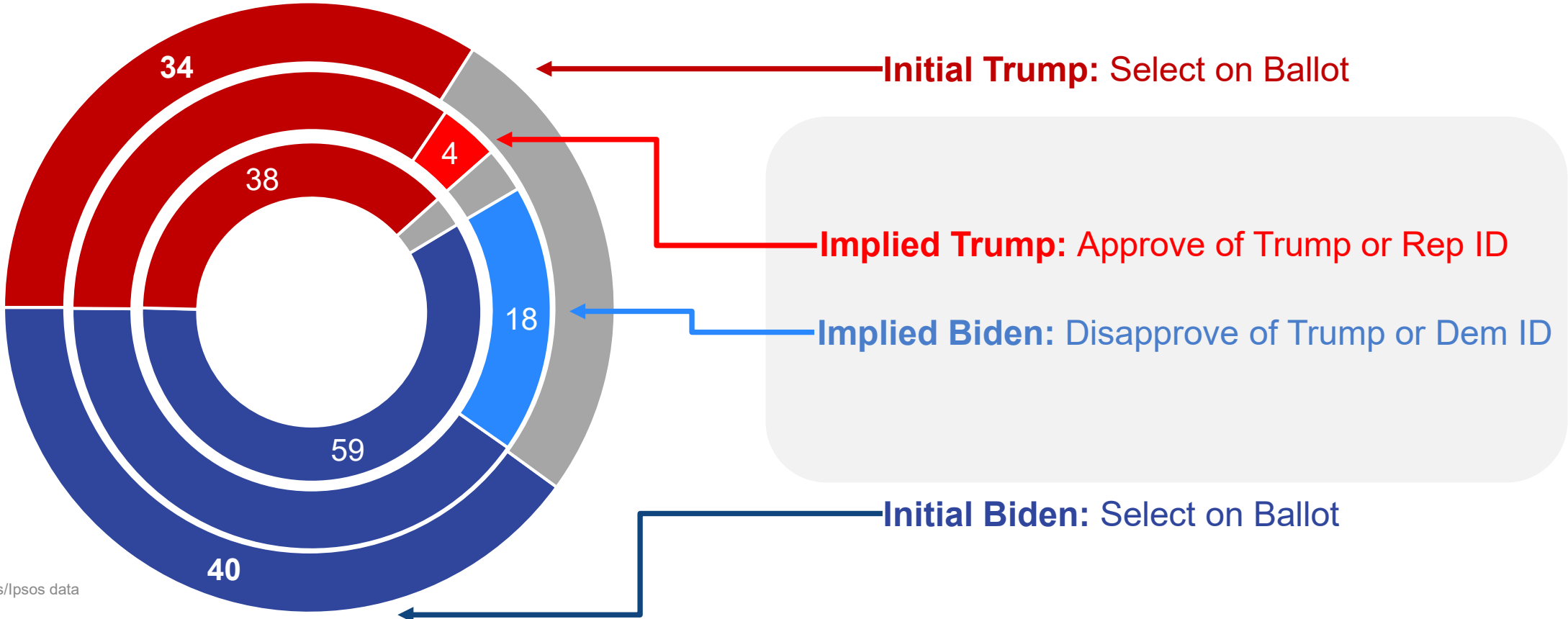
Undecided Voters – July 2020



Reuters/Ipsos data

Undecided Voters – July 2020

If the 2020 presidential election were held today, would you vote for Donald Trump or Joe Biden?



Undecided

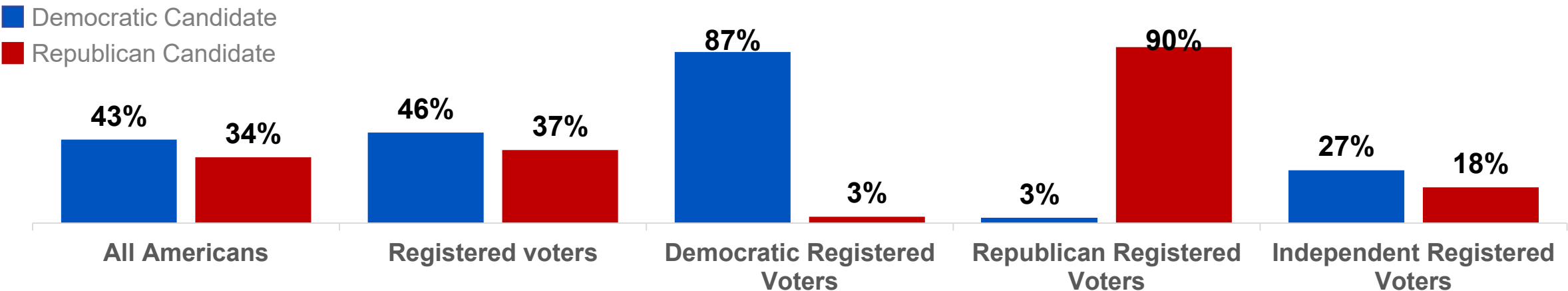
Reuters/Ipsos data

© Ipsos

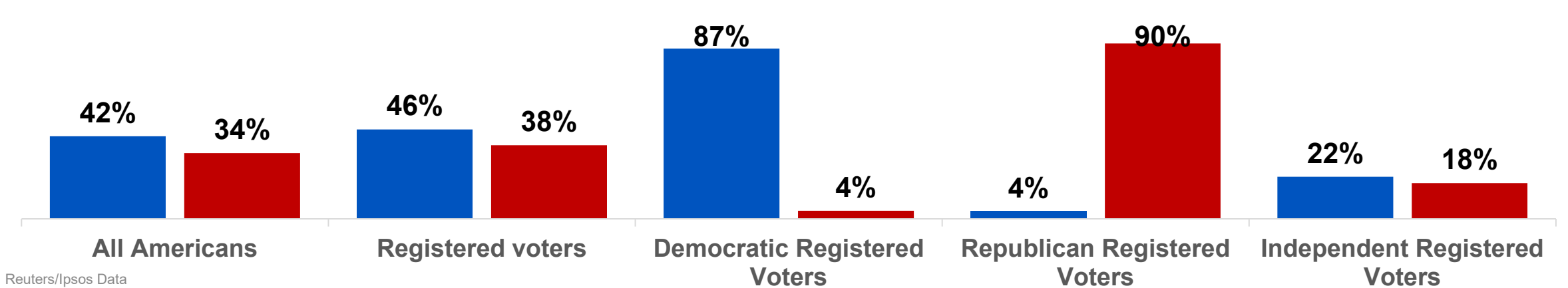


Democrats have an edge in Congressional races this year

Thinking about the elections in 2020, if the election for U.S. Congress were held today, would you vote for the Democratic candidate or the Republican candidate in your district where you live?



Thinking about the elections in 2020, if the election for U.S. Senate were held today, would you vote for the Democratic candidate or the Republican candidate in your state where you live?

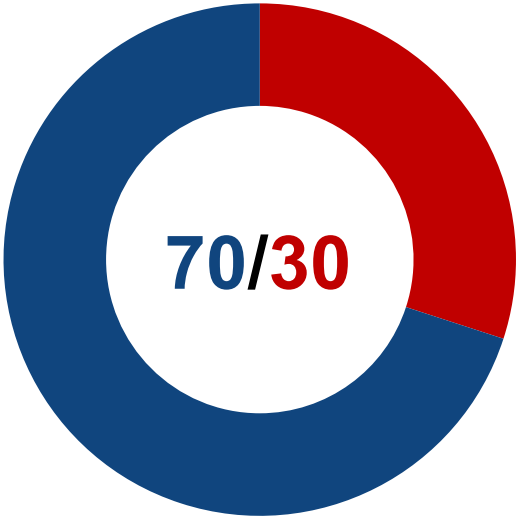


Reuters/Ipsos Data

Control of Congress Driven by Presidential Results

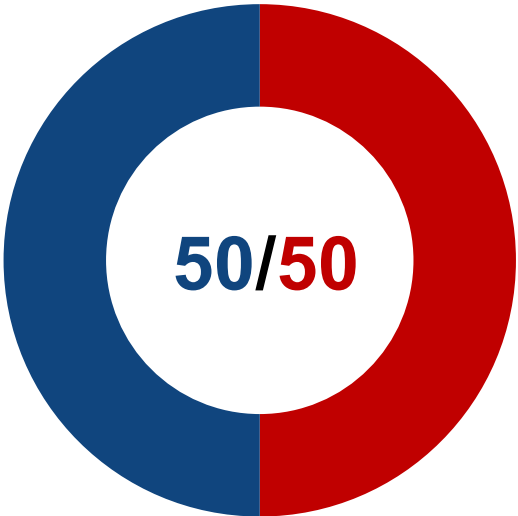
House of Representatives

Democrats currently hold 233 seats of 435. In a close election, they are likely to maintain their majority.



Senate

Republicans currently hold 53 seats of 100. There are currently 35 seats open that will determine the election.



■ Democrats' odds of majority ■ Republicans' odds of majority

Election Forecasting

4

Base Rate Model Suggests Trump Had an Advantage

Ipsos Model of Chief Executive Odds of Election Victory

Government approval rating	Incumbent	Successor
30%	18%	9%
35%	38%	2%
40%	55%	6%
45%	78%	14%
50%	90%	28%
55%	96%	49%
60%	98%	71%

Job Approval: February 2020 (43%)

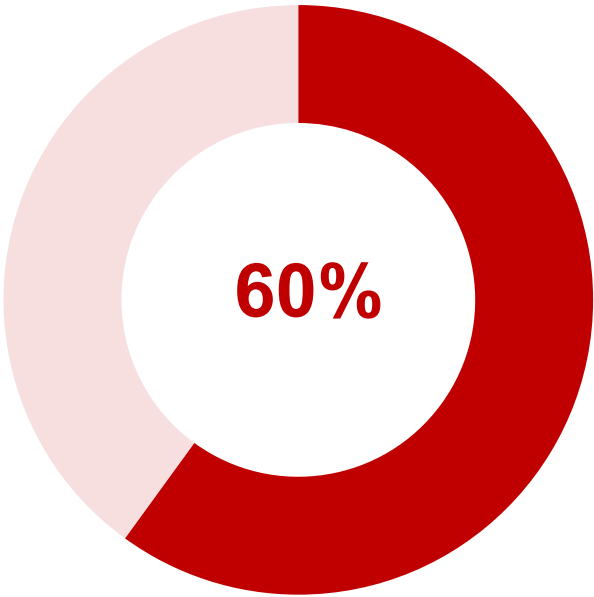


Source: Ipsos presidential election model


But an Eventful Election Year Had Damaged Those Odds...

President Trump's Odds of General Election Victory

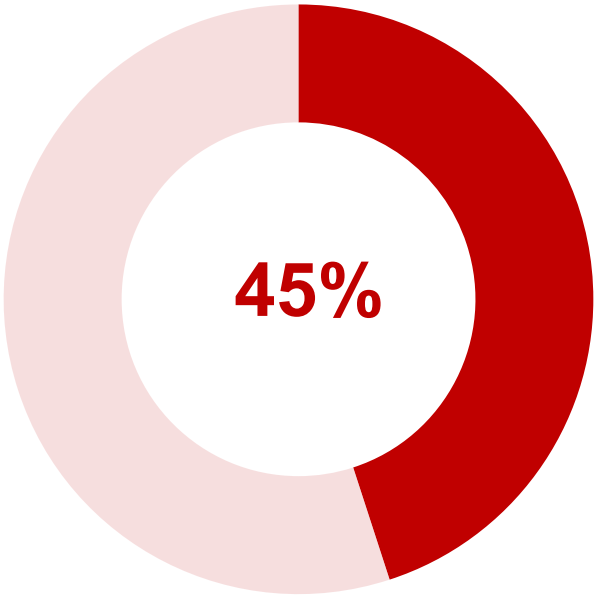
Feb 2020



Approval: 43%



July 2020



Approval: 38%

Source: Ipsos presidential election model

Main Issue in Voting

If the 2020 presidential election were being held today, which of the following candidate traits would be the MOST important factor for you in deciding who to vote for?

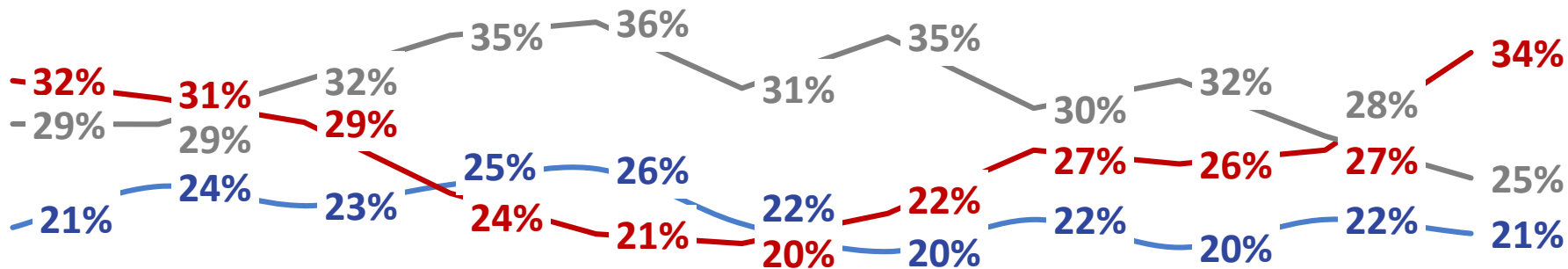
- Strong on the economy and job creation
- Has a robust plan to help the nation recover from coronavirus
- Ability to restore trust in American government

Current Leader on Issue

Biden +9

Biden +13

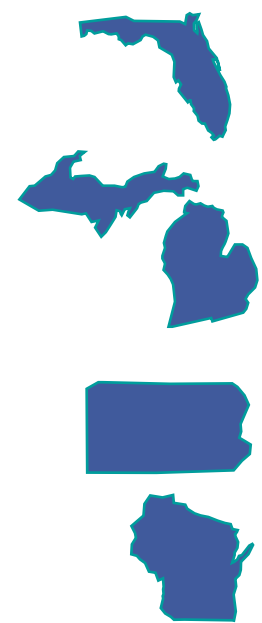
Trump +4



In 85% of elections around the world, the candidate seen as most credible on the main issues wins.

April 13-14 May 4-5 May 20-27 June 1-2 June 8-9 June 10-16 June 22-23 June 29-30 July 6-7 July 13-14 July 15-21

Polls Show Biden Strong in Swing States, but Trump Remains More Popular Than Nationwide



State	538 Polling Average	State Trump Approval (late June)	Base Rate Model Probabilities
Florida	Biden +8	43%	Trump 70%
Michigan	Biden +9	43%	Trump 70%
Pennsylvania	Biden +9	41%	Trump 60%
Wisconsin	Biden +9	41%	Trump 60%

Ipsos Projection of Reuters/Ipsos Core Political data
Five Thirty Eight 2020 National Polling Average, President: General Election. Updated July 8, 2020

Summary Judgement: Biden Slight Favorite

Source	Finding	Stand-alone odds (Trump)
Base rate model - national	Falling approval rate puts Trump underwater	45%
Base rate model - state	Trump remains stronger in key swing states	60%
Main problem heuristic	Biden preferred on covid and restoring trust	40%
Election poll – national	Trump trails substantially in national polls	35%
Election poll - state	Trump lagging in key swing state polling	40%

AVERAGE OF SOURCE PROJECTIONS

Summary judgement	Biden slight favorite	43%
--------------------------	-----------------------	-----

Source: Ipsos analysis



Ipsos Resources

Axios-Ipsos Coronavirus Index

Reuters/Ipsos Public Opinion Partnership

IpsosGlobalIndicators.com

The Point Being – an Ipsos Podcast overview of public opinion trends

Cliff's Take – Weekly Ipsos Thought Leadership

All our public polling: <https://www.ipsos.com/en-us/news-and-polls/news>

Ipsos Coronavirus Central: <https://www.ipsos.com/en-us/knowledge/society/covid19-research-in-uncertain-times>

THANK YOU!

Questions?

About Ipsos

Ipsos is the third largest market research company in the world, present in 90 markets and employing more than 18,000 people.

Our research professionals, analysts and scientists have built unique multi-specialist capabilities that provide powerful insights into the actions, opinions and motivations of citizens, consumers, patients, customers or employees. Our 75 business solutions are based on primary data coming from our surveys, social media monitoring, and qualitative or observational techniques.

“Game Changers” – our tagline – summarises our ambition to help our 5,000 clients to navigate more easily our deeply changing world.

Founded in France in 1975, Ipsos is listed on the Euronext Paris since July 1st, 1999. The company is part of the SBF 120 and the Mid-60 index and is eligible for the Deferred Settlement Service (SRD).

ISIN code FR0000073298, Reuters ISOS.PA, Bloomberg IPS:FP
www.ipsos.com

Game Changers

In our world of rapid change, the need for reliable information to make confident decisions has never been greater.

At Ipsos we believe our clients need more than a data supplier, they need a partner who can produce accurate and relevant information and turn it into actionable truth.

This is why our passionately curious experts not only provide the most precise measurement, but shape it to provide True Understanding of Society, Markets and People.

To do this we use the best of science, technology and know-how and apply the principles of security, simplicity, speed and substance to everything we do.

So that our clients can act faster, smarter and bolder.
Ultimately, success comes down to a simple truth:
You act better when you are sure.