

January 22, 2020

# POTUS RADIO

Clifford Young

President, Ipsos Public Affairs

POTUS Radio

# CORE POLITICAL

# Core Political Data

These are findings from an Ipsos poll conducted

*for*



*date*

January 13-14, 2020



For the survey,

*a sample of*

1,119  
Americans

*including*

919  
Registered  
Voters

450  
Democratic  
Registered  
Voters

350  
Republican  
Registered  
Voters

89  
Independent  
Registered  
Voters

*ages*

18+

were interviewed online

## Core Political Data

The precision of the Reuters/Ipsos online polls is measured using a credibility interval.

In this case, the poll has a credibility interval of plus or minus the following percentage points



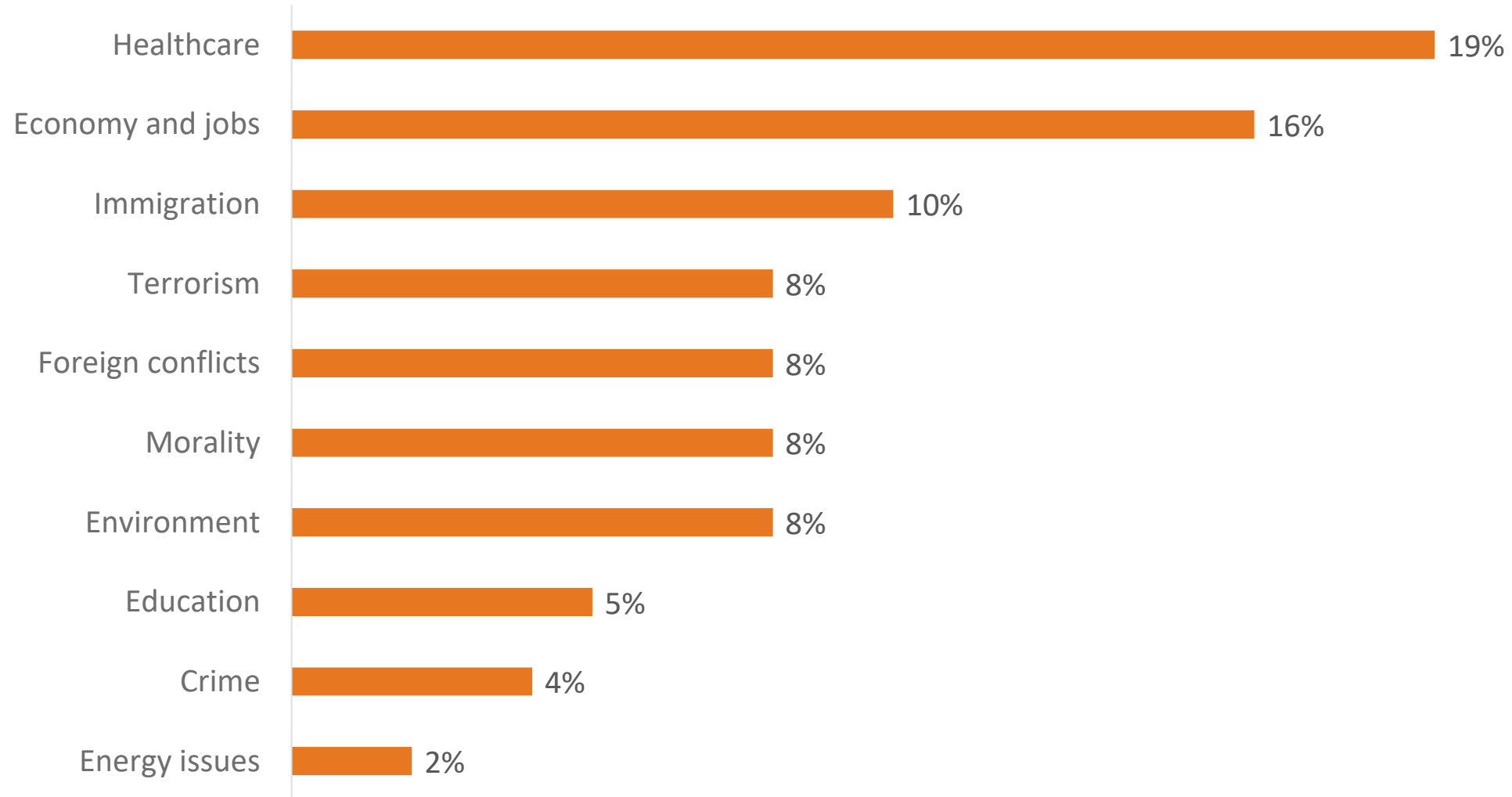
For more information about credibility intervals, please see the appendix.

# Core Political Data

- The data were weighted to the U.S. current population data by:
  - Gender
  - Age
  - Education
  - Ethnicity
  - Region
- Statistical margins of error are not applicable to online polls.
- All sample surveys and polls may be subject to other sources of error, including, but not limited to coverage error and measurement error.
- Figures marked by an asterisk (\*) indicate a percentage value of greater than zero but less than one half of one per cent.
- Where figures do not sum to 100, this is due to the effects of rounding.
- To see more information on this and other Reuters/Ipsos polls, please visit: <http://polling.reuters.com/>

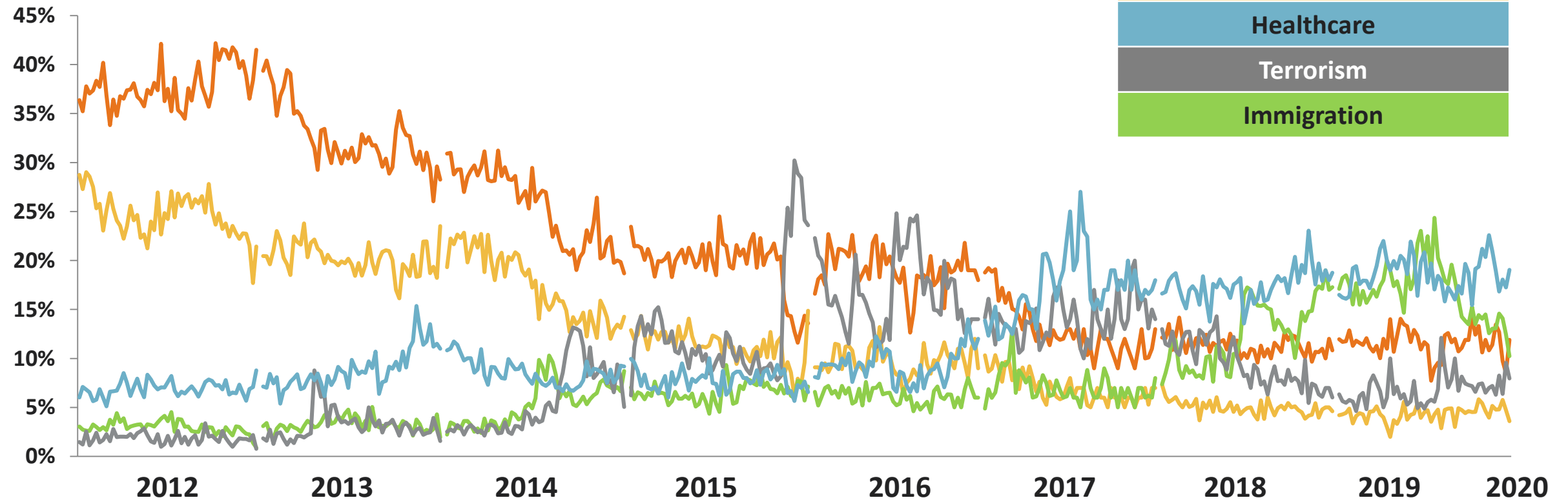
# Main Problems

In your opinion, what is the most important problem facing the US today?



# Most Important Problem Facing America

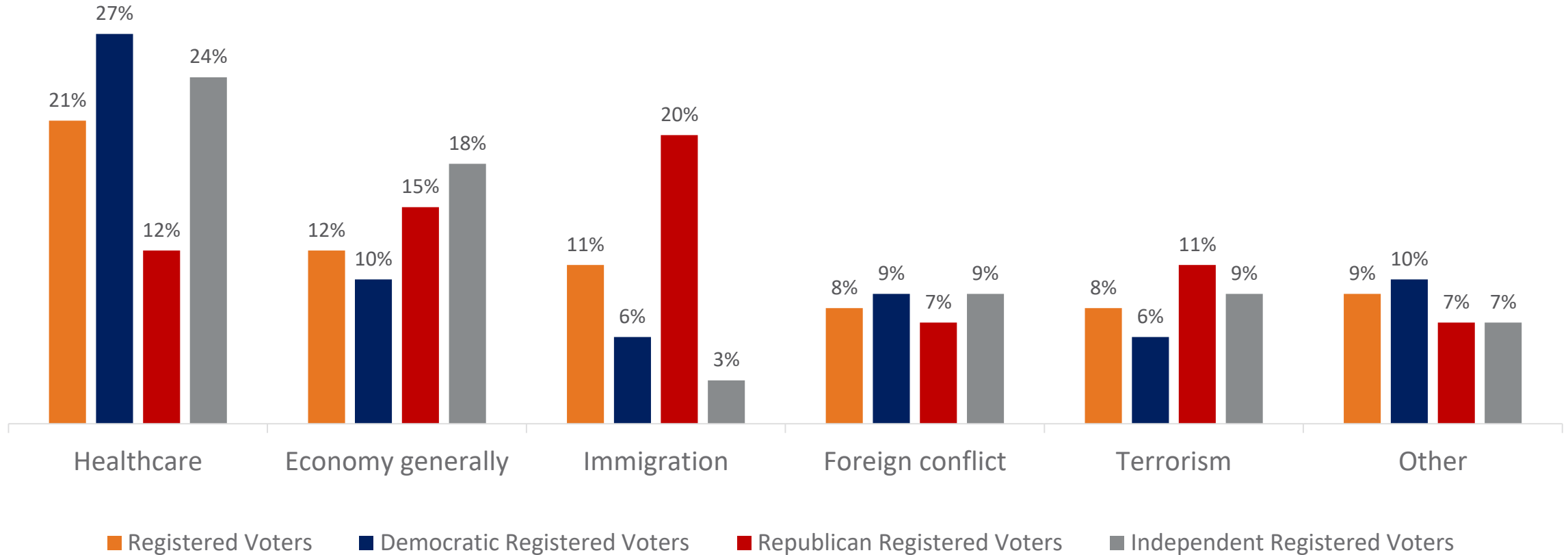
In your opinion, what is the most important problem facing the U.S. today?



ALL REGISTERED VOTERS

# Parties are split on their top issues

In your opinion, what is the most important problem facing the US today?

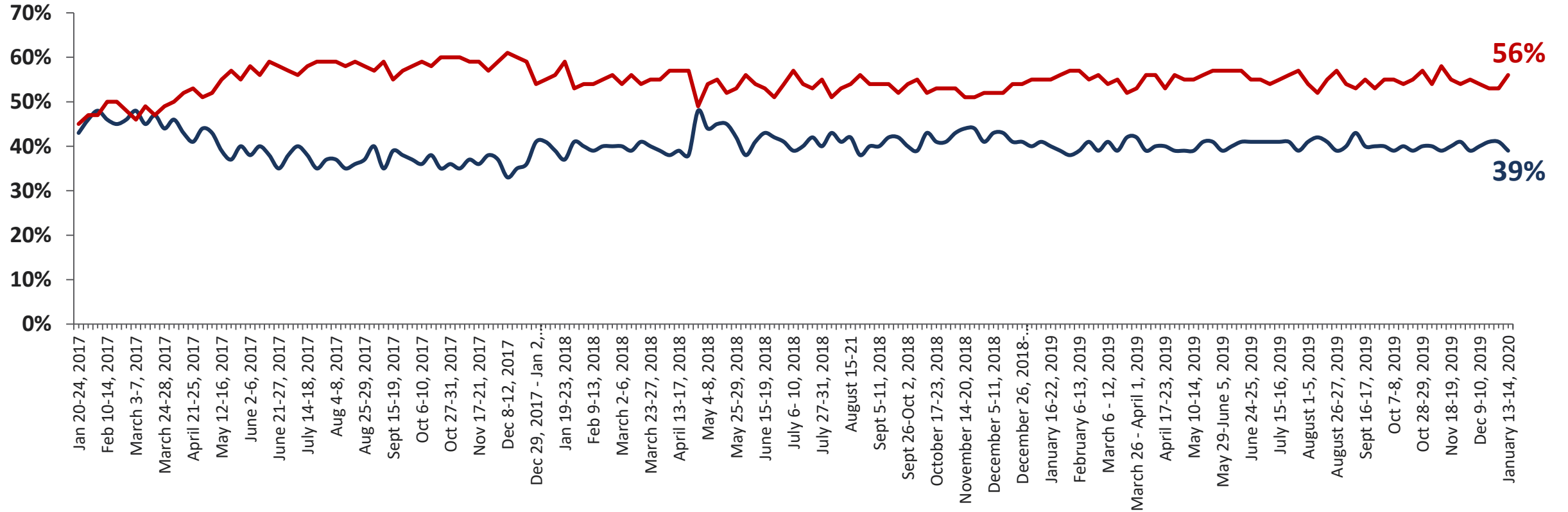




# Donald Trump's Weekly Approval



Overall, do you approve or disapprove of the way Donald Trump is handling his job as President?



# Donald Trump's Approval



## Overall, do you approve or disapprove of the way Donald Trump is handling his job as President?

Is that strongly (approve/disapprove) or somewhat (approve/disapprove)? (Asked of those who selected "approve" or "disapprove")

Q2b. If you had to choose, do you lean more towards approve or disapprove? (Asked of those who selected "don't know")

	All Adults	Registered Voters	Democratic Registered Voters	Republican Registered Voters	Independent Registered Voters
<b>Strongly approve</b>	<b>23%</b>	<b>25%</b>	<b>4%</b>	<b>56%</b>	<b>17%</b>
<b>Somewhat approve</b>	<b>13%</b>	<b>13%</b>	<b>5%</b>	<b>24%</b>	<b>15%</b>
<b>Lean towards approve</b>	<b>3%</b>	<b>3%</b>	<b>2%</b>	<b>3%</b>	<b>5%</b>
<b>Lean towards disapprove</b>	<b>2%</b>	<b>1%</b>	<b>1%</b>	<b>1%</b>	<b>1%</b>
<b>Somewhat disapprove</b>	<b>11%</b>	<b>11%</b>	<b>12%</b>	<b>9%</b>	<b>15%</b>
<b>Strongly disapprove</b>	<b>43%</b>	<b>45%</b>	<b>76%</b>	<b>6%</b>	<b>40%</b>
<b>Not sure</b>	<b>5%</b>	<b>2%</b>	<b>1%</b>	<b>1%</b>	<b>8%</b>
<b>TOTAL APPROVE</b>	<b>39%</b>	<b>41%</b>	<b>11%</b>	<b>83%</b>	<b>37%</b>
<b>TOTAL DISAPPROVE</b>	<b>56%</b>	<b>56%</b>	<b>88%</b>	<b>16%</b>	<b>55%</b>

# Impeachment Tracker

Which of the following comes closest to your opinion?

December 16-17, 2019

All Adults

President Trump should be impeached	46%
President Trump should NOT be impeached	42%
Don't know	12%

December 18, 2019 - House of Representatives Voted to Impeach President Trump

Now that the House of Representatives voted to impeach President Trump, which of the following do you believe should happen?

January 13-14, 2020

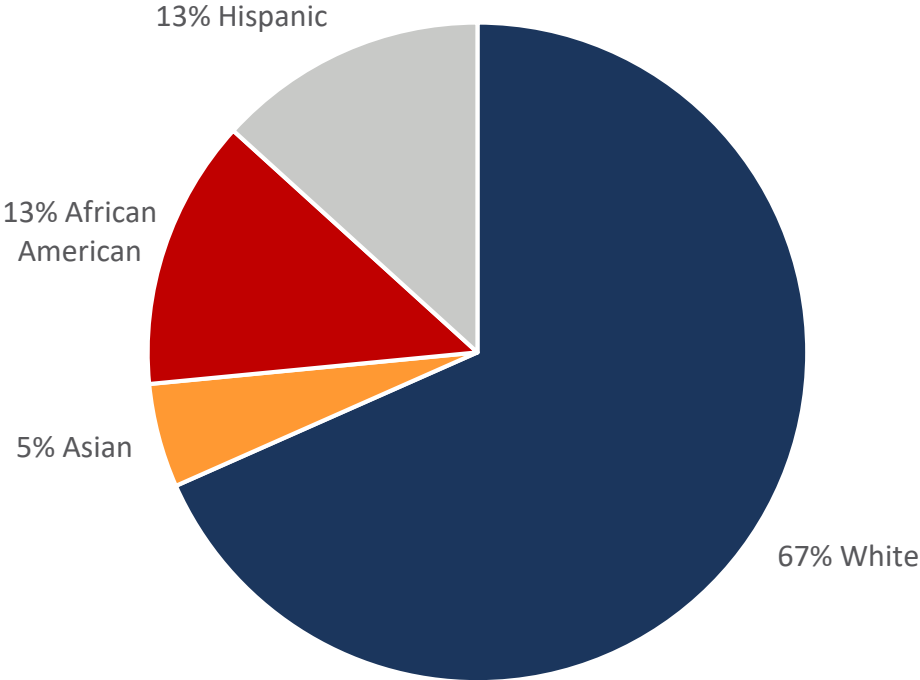
All Adults

President Trump should be removed from office	45%
President Trump should be formally reprimanded, also known as censure, but Trump should not be removed from office	14%
The charges against President Trump should be dismissed	31%
Don't know	10%

# IPSOS SURVEYS WITH WASHINGTON POST AND VICE ON AFRICAN AMERICAN VOTERS

# African Americans are projected to make up around 13% of the electorate, but account for 20% of Democratic voters.

Percent of Eligible Voters by Racial and Ethnic Group



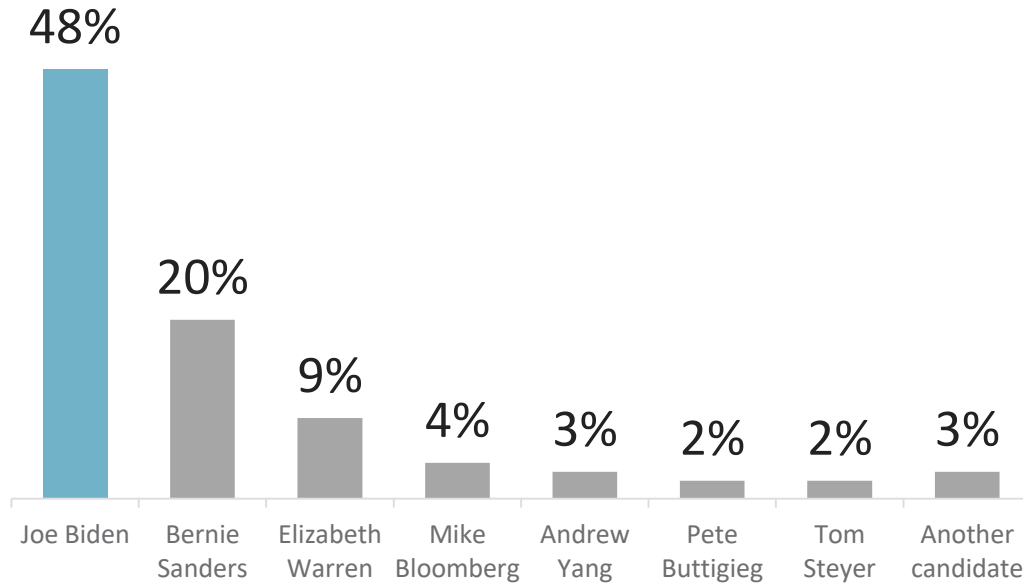
13% of Electorate

20% of Democratic Voters

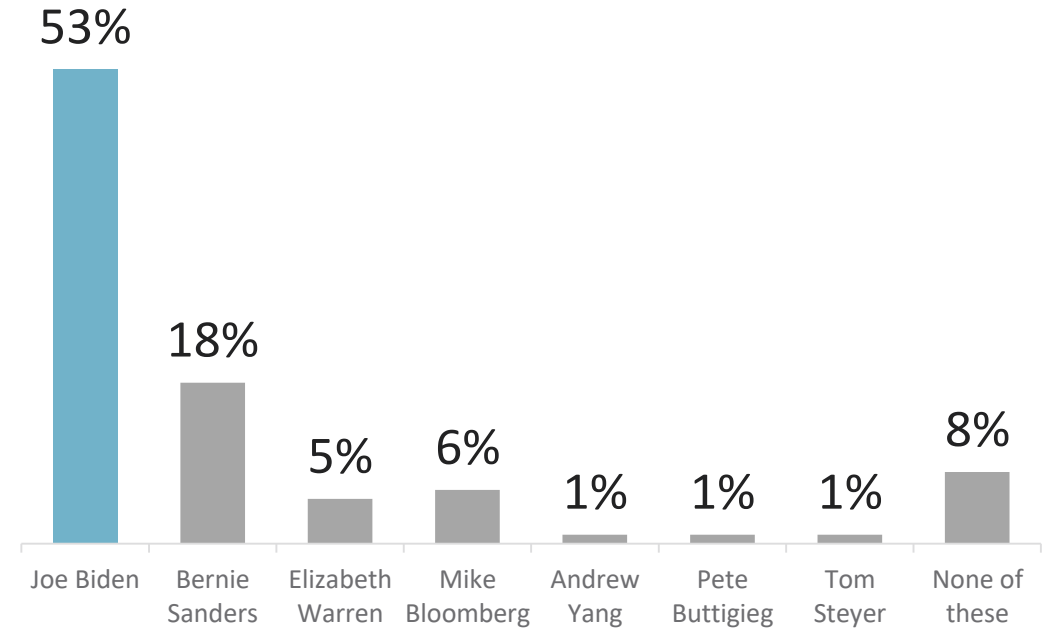
Pew Research Center, Data from 2000 to 2016 from Pew Research Center analysis of 2000 decennial census and 2008, 2012 and 2016 American Community Survey (IPUMS). Data for 2020 from Pew Research Center projections of the electorate based on U.S. Census Bureau 2017 population projections.

# Around half of African American adults who lean Democrat would vote for Biden and see him as having the best chance of beating Trump.

If the Democratic primary or caucus in your state were held today, for whom would you vote? Which candidate would you lean toward? [Asked only if leaned Democrat]

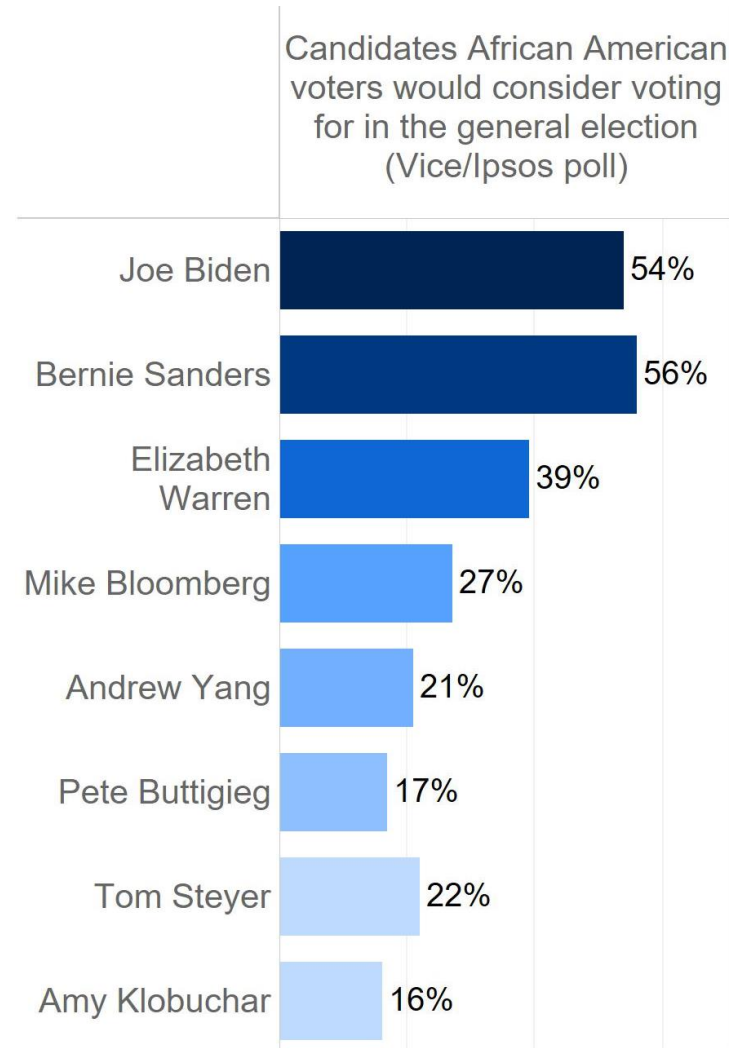


In your opinion, which candidate has the best chance of beating President Trump in the general election? [Asked only if leaned Democrat]



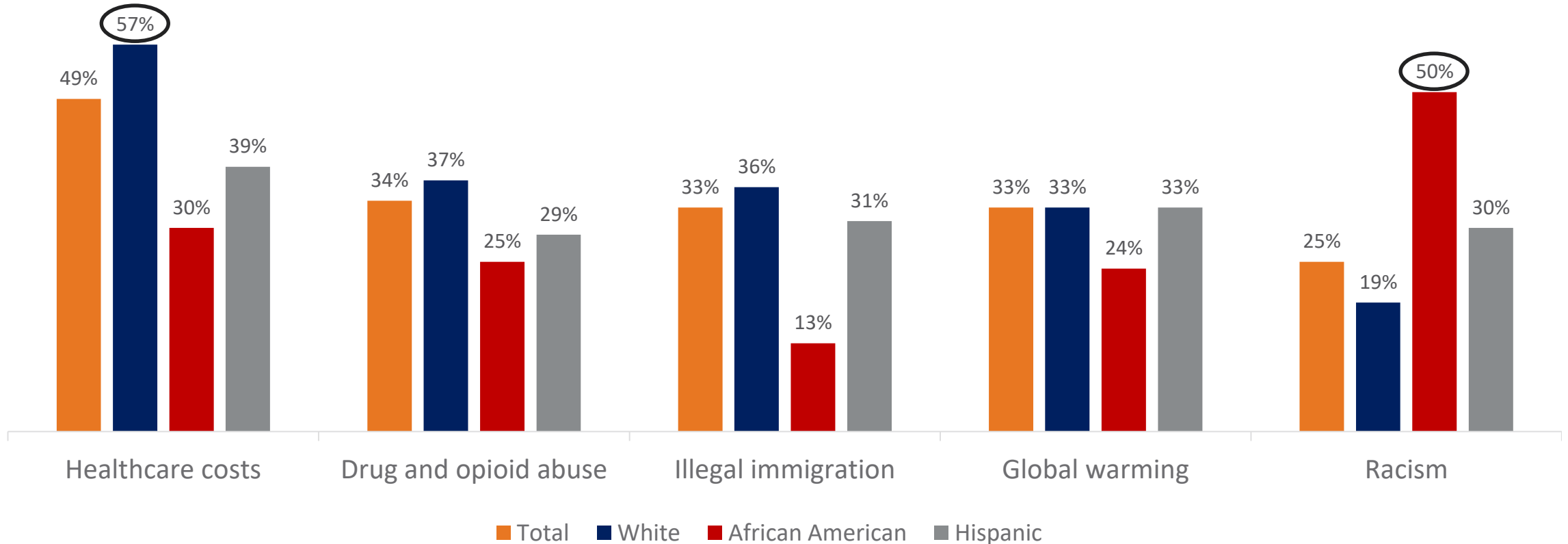
Washington Post/Ipsos poll conducted by Ipsos KnowledgePanel January 2-8, 2020 among 1,088 non-Hispanic black adults 18+

# Biden and Sanders are African American voters' top choices



# While white Americans are most likely to say that healthcare costs are one of the main problems, but African Americans are most likely to say racism.

What are the main problems facing the country right now?

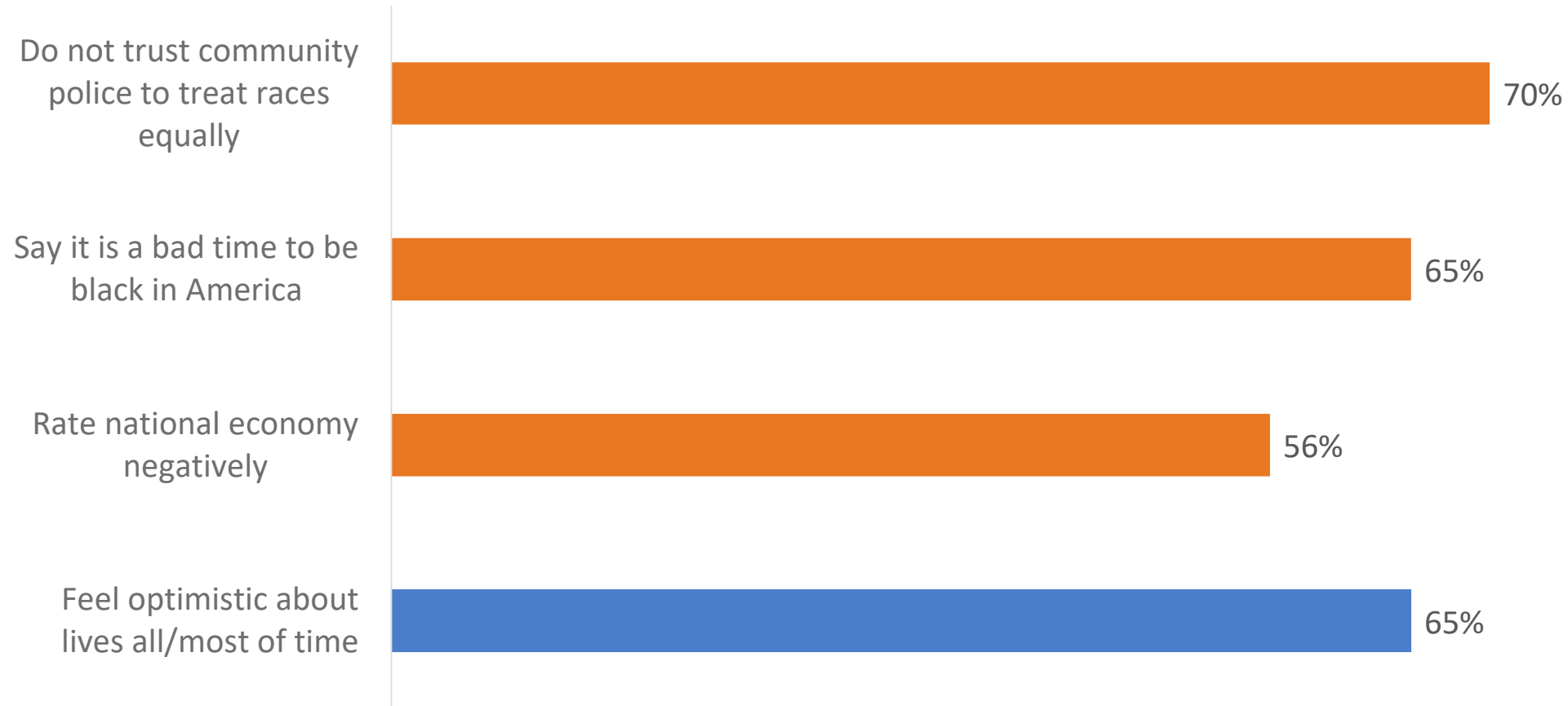


VICE News/Ipsos poll conducted online January 8-10, 2020 among 2,013 U.S. adults



NON-HISPANIC AFRICAN AMERICANS

# Majority do not trust community police to treat races equally and say it is a bad time to be black in America.



Washington Post/Ipsos poll conducted by Ipsos KnowledgePanel January 2-8, 2020 among 1,088 non-Hispanic black adults 18+



---

## Clifford Young

President, Ipsos US Public Affairs

✉ Clifford.Young@ipsos.com

📞 +1 312.375.3328

Cliff Young is President of Ipsos Public Affairs in the United States and also leads Ipsos' global election and polling risk practice. He is a polling expert with specialties in social and public opinion trends, crisis management, corporate and institution reputation and elections. Cliff is a contributor to POTUS Radio and has served as an expert commentator on Fox News and NPR, among others. Cliff is also an adjunct professor at Johns Hopkins SAIS and an instructor at both Columbia University SIPA and University of São Paulo where he teaches courses on public opinion and election forecasting.

(MORE BIO INFO: <http://spotlight.ipsosna.com/index.php/author/clifford-young/>)