

January 8, 2020

POTUS RADIO

Clifford Young

President, Ipsos Public Affairs

POTUS Radio

CORE POLITICAL

Core Political Data

These are findings from an Ipsos poll conducted

for



date

December 16-17, 2019



For the survey,

a sample of

1,117
Americans

including

963
Registered
Voters

420
Democratic
Registered
Voters

406
Republican
Registered
Voters

104
Independent
Registered
Voters

ages

18+

were interviewed online

Core Political Data

The precision of the Reuters/Ipsos online polls is measured using a credibility interval.

In this case, the poll has a credibility interval of plus or minus the following percentage points



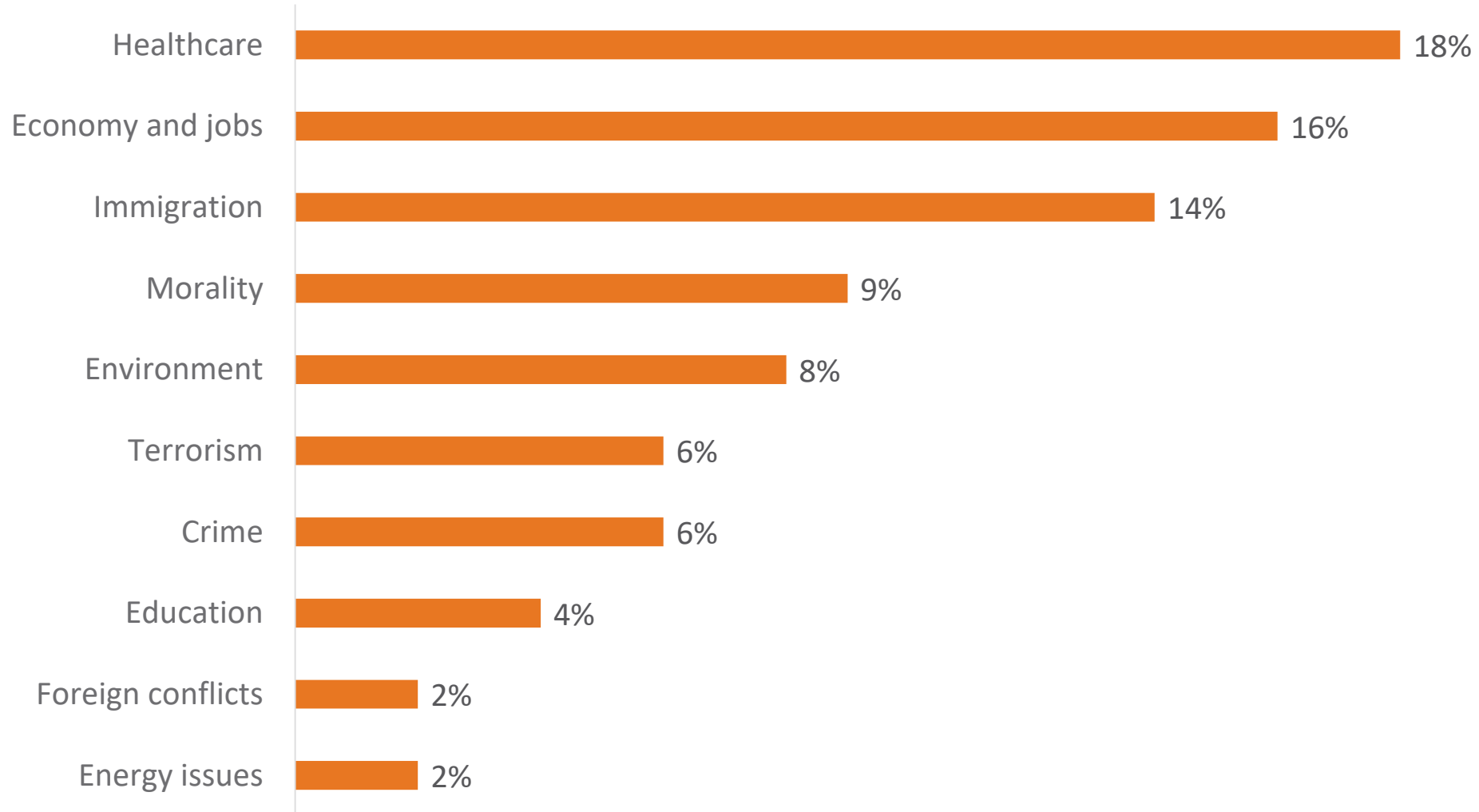
For more information about credibility intervals, please see the appendix.

Core Political Data

- The data were weighted to the U.S. current population data by:
 - Gender
 - Age
 - Education
 - Ethnicity
 - Region
- Statistical margins of error are not applicable to online polls.
- All sample surveys and polls may be subject to other sources of error, including, but not limited to coverage error and measurement error.
- Figures marked by an asterisk (*) indicate a percentage value of greater than zero but less than one half of one per cent.
- Where figures do not sum to 100, this is due to the effects of rounding.
- To see more information on this and other Reuters/Ipsos polls, please visit: <http://polling.reuters.com/>


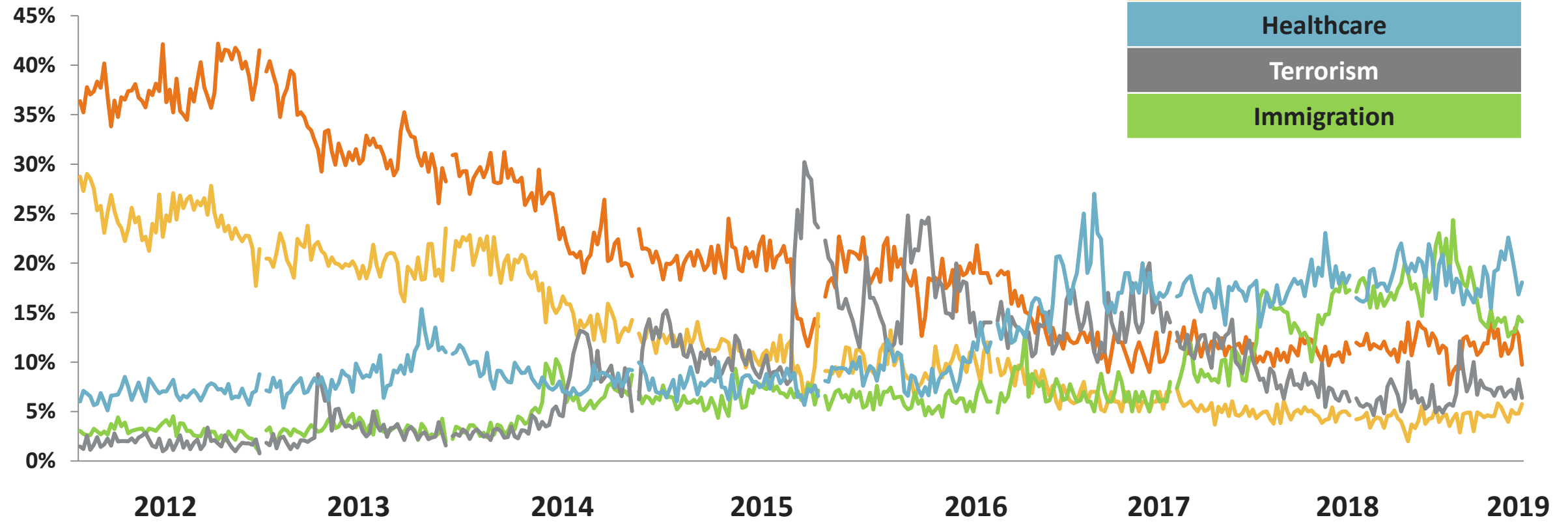
Main Problems

In your opinion, what is the most important problem facing the US today?



Most Important Problem Facing America

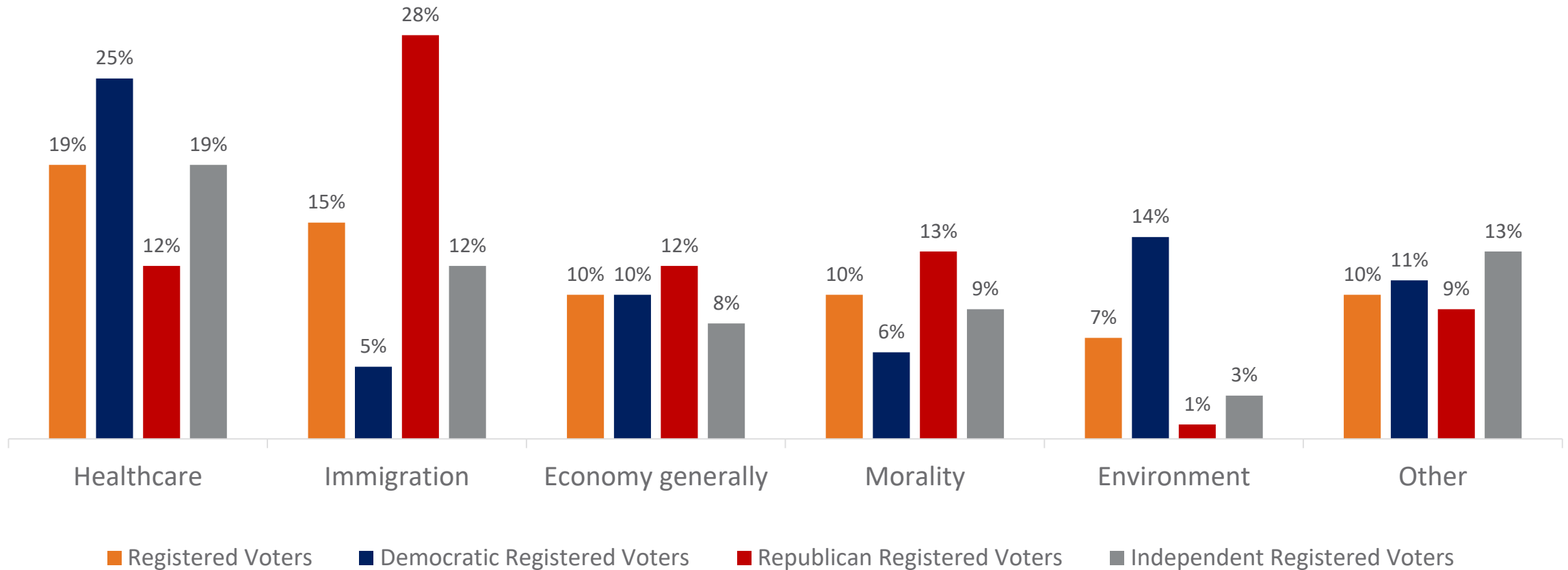
In your opinion, what is the most important problem facing the U.S. today?



ALL REGISTERED VOTERS

Parties are split on their top issues

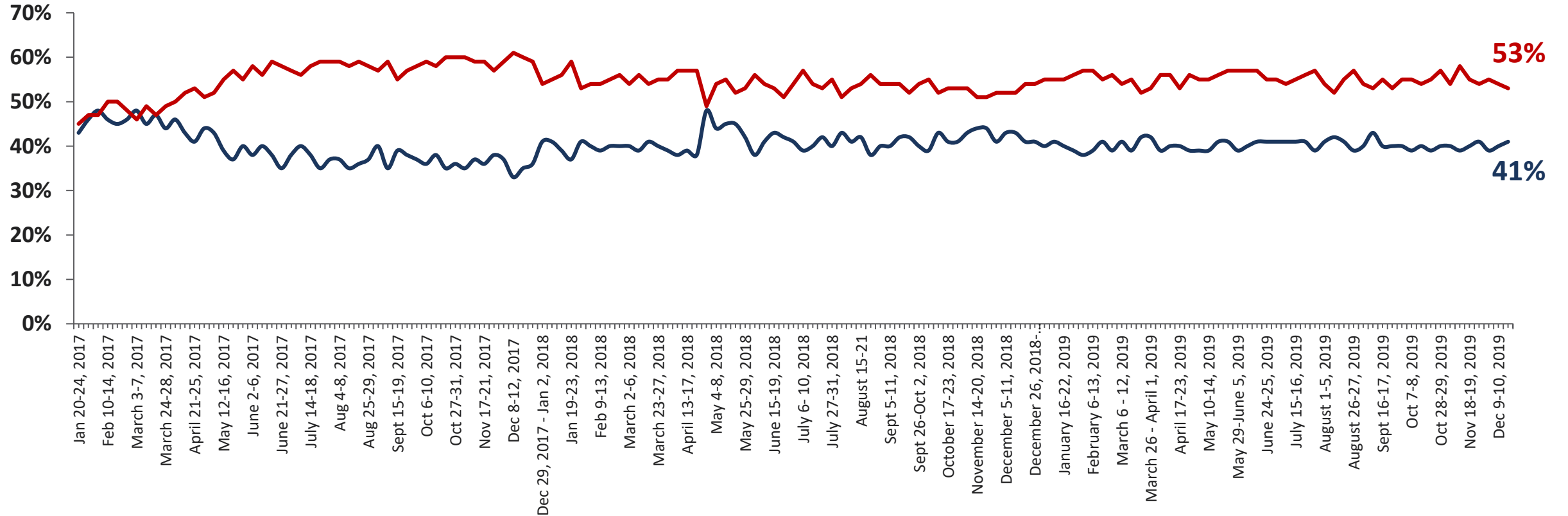
In your opinion, what is the most important problem facing the US today?



Donald Trump's Weekly Approval



Overall, do you approve or disapprove of the way Donald Trump is handling his job as President?



Donald Trump's Approval



Overall, do you approve or disapprove of the way Donald Trump is handling his job as President?

Is that strongly (approve/disapprove) or somewhat (approve/disapprove)? (Asked of those who selected "approve" or "disapprove")

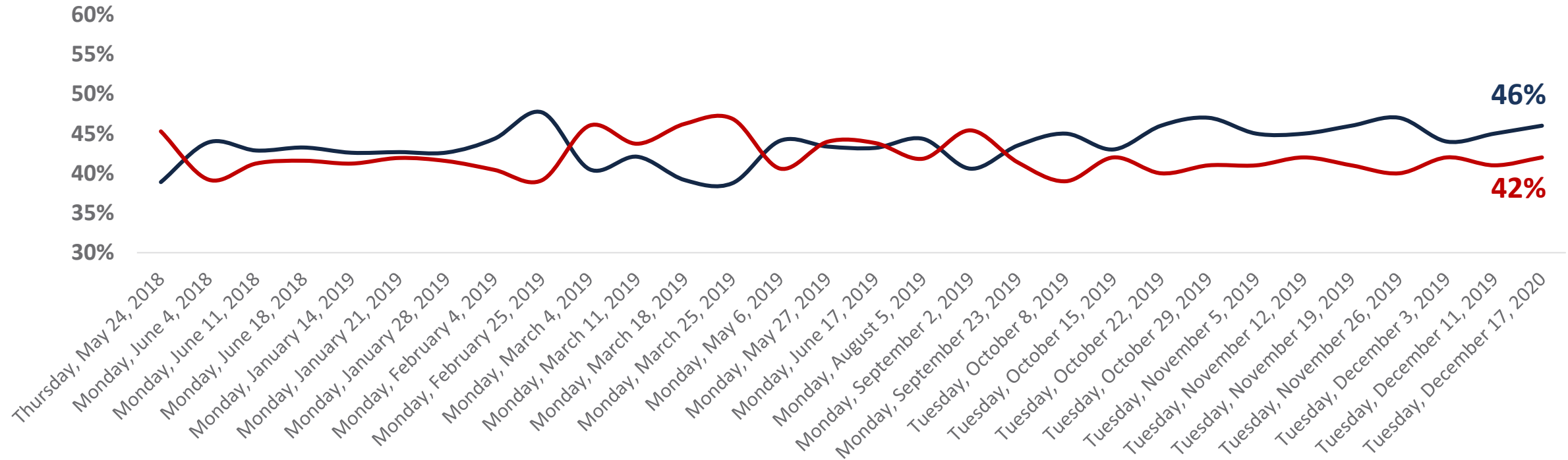
Q2b. If you had to choose, do you lean more towards approve or disapprove? (Asked of those who selected "don't know")

	All Adults	Registered Voters	Democratic Registered Voters	Republican Registered Voters	Independent Registered Voters
Strongly approve	25%	28%	5%	58%	16%
Somewhat approve	15%	15%	5%	27%	11%
Lean towards approve	1%	1%	1%	2%	2%
Lean towards disapprove	2%	1%	1%	1%	2%
Somewhat disapprove	9%	9%	10%	5%	17%
Strongly disapprove	42%	43%	76%	7%	43%
Not sure	5%	2%	1%	1%	10%
TOTAL APPROVE	41%	45%	11%	87%	28%
TOTAL DISAPPROVE	53%	53%	88%	12%	62%

Impeachment Tracker

President Trump should NOT be impeached
President Trump should be impeached

Which of the following comes closest to your opinion?



FIVETHIRTYEIGHT/IPSOS IMPEACHMENT POLL

Almost half of Americans think President Trump should be removed from office by the Senate

Based on what you know, do you think President Trump HAS or HAS NOT committed an impeachable offense?

57%



President Trump has committed an impeachable offense

At the end of the impeachment process, what do you think should happen to President Trump?

47%



President Trump should be removed from office by the Senate

Majority of Americans want a prompt, fair trial without political tactics

Do you think House Democrats should delay the Senate trial of President Trump by waiting to deliver the articles of impeachment until concerns around an unfair trial have been addressed?

52%



No, they should not wait

In thinking about the upcoming Senate trial of President Trump, would it be better...

57%



To allow new witnesses and testimony potentially expanding understanding of President Trump's conduct

During the Senate's impeachment trial of President Trump, should senators...

86%



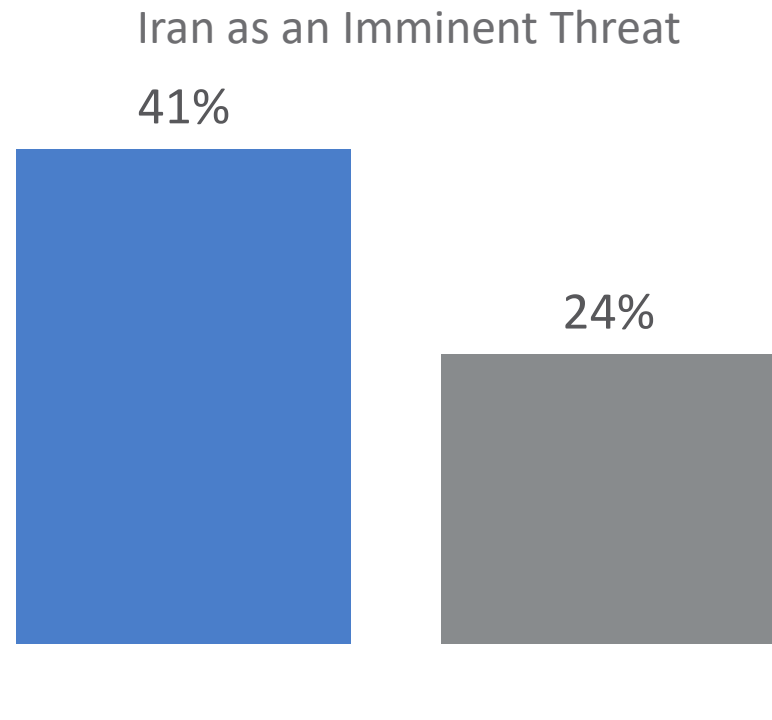
Attempt to be impartial jurors

Ipsos/FiveThirtyEight poll conducted by Ipsos KnowledgePanel December 26-30, 2019 among 1,551 U.S. US adults

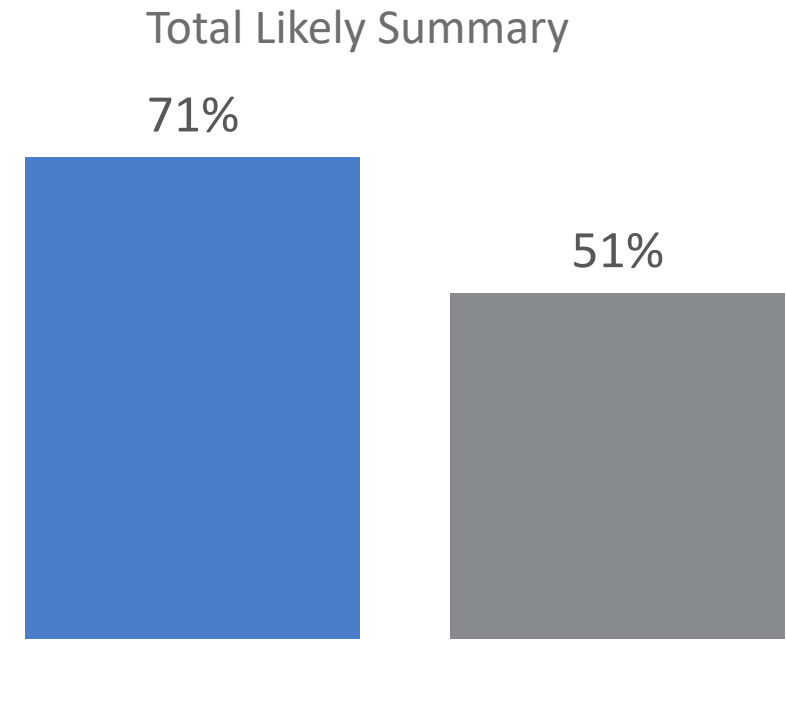
REUTERS/IPSOS IRAN POLL

Americans are more likely now than in May 2019 to see Iran as an imminent threat and foresee war within the next few years.

On a scale of 1 to 5, with one being no threat and 5 being an imminent threat, how much of a threat do the following countries or organizations pose to the United States- Iran?



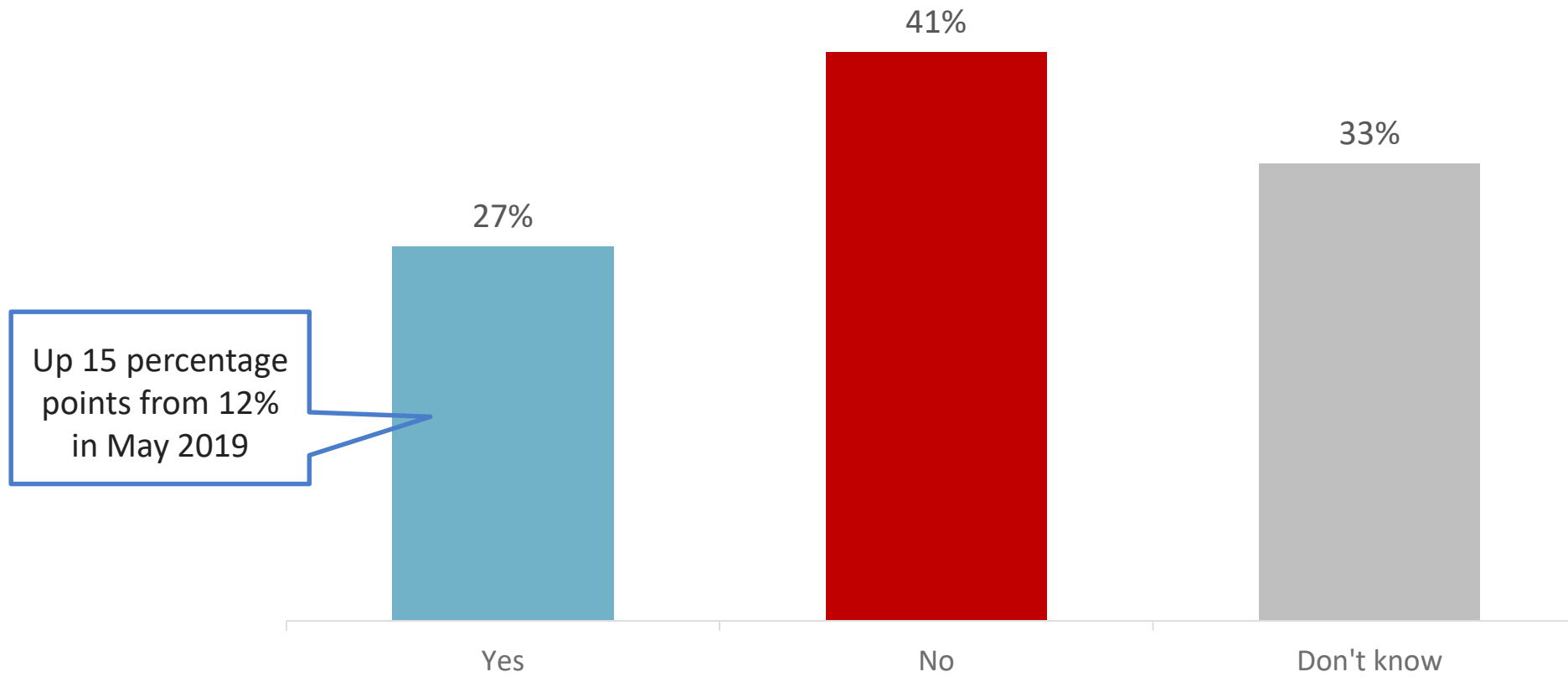
How likely, if at all, do you believe it is that United States will go to war with the following countries within the next few years- Iran?



Ipsos/Reuters poll conducted online May 2019 and January 2020 among 1,005 U.S. US adults

While more than a quarter of Americans support a preemptive attack on Iranian military interests, four in ten do not.

In your opinion, should the U.S. conduct a preemptive attack on Iranian military interests?



Ipsos/Reuters poll conducted online May 2019 and January 2020 among 1,005 U.S. US adults



Clifford Young

President, Ipsos US Public Affairs

✉ Clifford.Young@ipsos.com

📞 +1 312.375.3328

Cliff Young is President of Ipsos Public Affairs in the United States and also leads Ipsos' global election and polling risk practice. He is a polling expert with specialties in social and public opinion trends, crisis management, corporate and institution reputation and elections. Cliff is a contributor to POTUS Radio and has served as an expert commentator on Fox News and NPR, among others. Cliff is also an adjunct professor at Johns Hopkins SAIS and an instructor at both Columbia University SIPA and University of São Paulo where he teaches courses on public opinion and election forecasting.

(MORE BIO INFO: <http://spotlight.ipsosna.com/index.php/author/clifford-young/>)