

February 19, 2020

POTUS RADIO

Chris Jackson

Vice President, Ipsos Public Affairs

Core Political Data

These are findings from an Ipsos poll conducted

for

date



February 10-11, 2020



For the survey,

a sample of

including

ages

1,114
Americans

959
Registered
Voters

471
Democratic
Registered
Voters

385
Republican
Registered
Voters

80
Independent
Registered
Voters

18+

were interviewed online

Core Political Data

The precision of the Reuters/Ipsos online polls is measured using a credibility interval.

In this case, the poll has a credibility interval of plus or minus the following percentage points



For more information about credibility intervals, please see the appendix.

Core Political Data


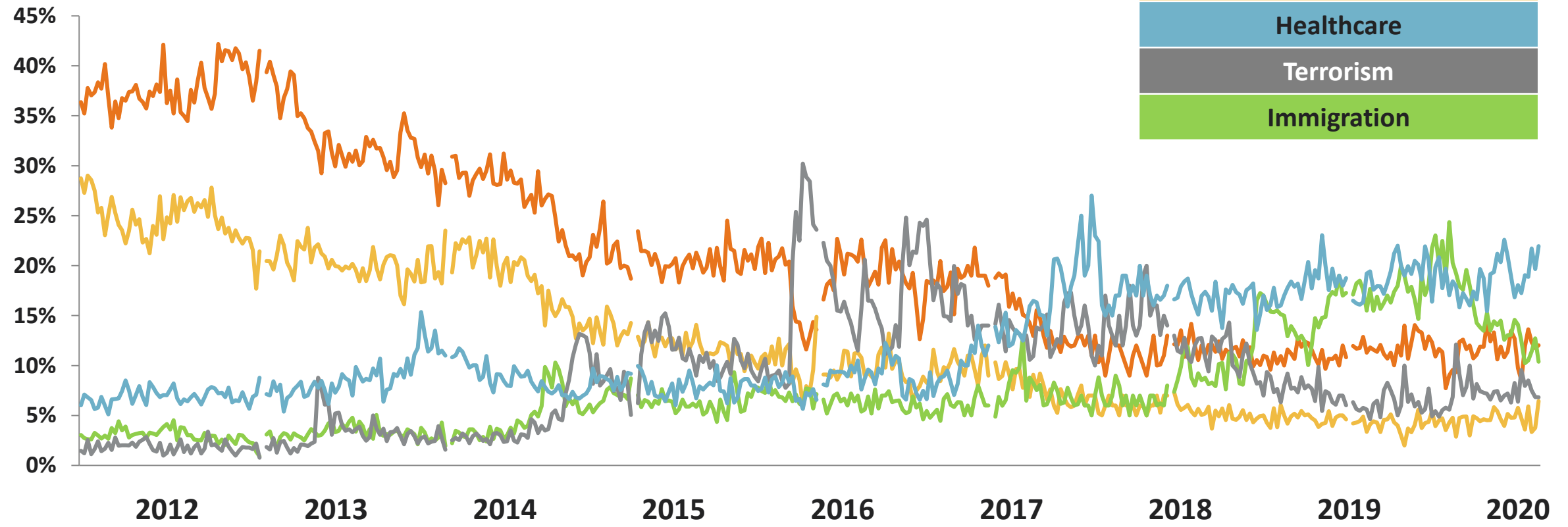
- The data were weighted to the U.S. current population data by:

- Gender
- Age
- Education
- Ethnicity
- Region

- Statistical margins of error are not applicable to online polls.
- All sample surveys and polls may be subject to other sources of error, including, but not limited to coverage error and measurement error.
- Figures marked by an asterisk (*) indicate a percentage value of greater than zero but less than one half of one per cent.
- Where figures do not sum to 100, this is due to the effects of rounding.
- *To see more information on this and other Reuters/Ipsos polls, please visit: <http://polling.reuters.com/>*

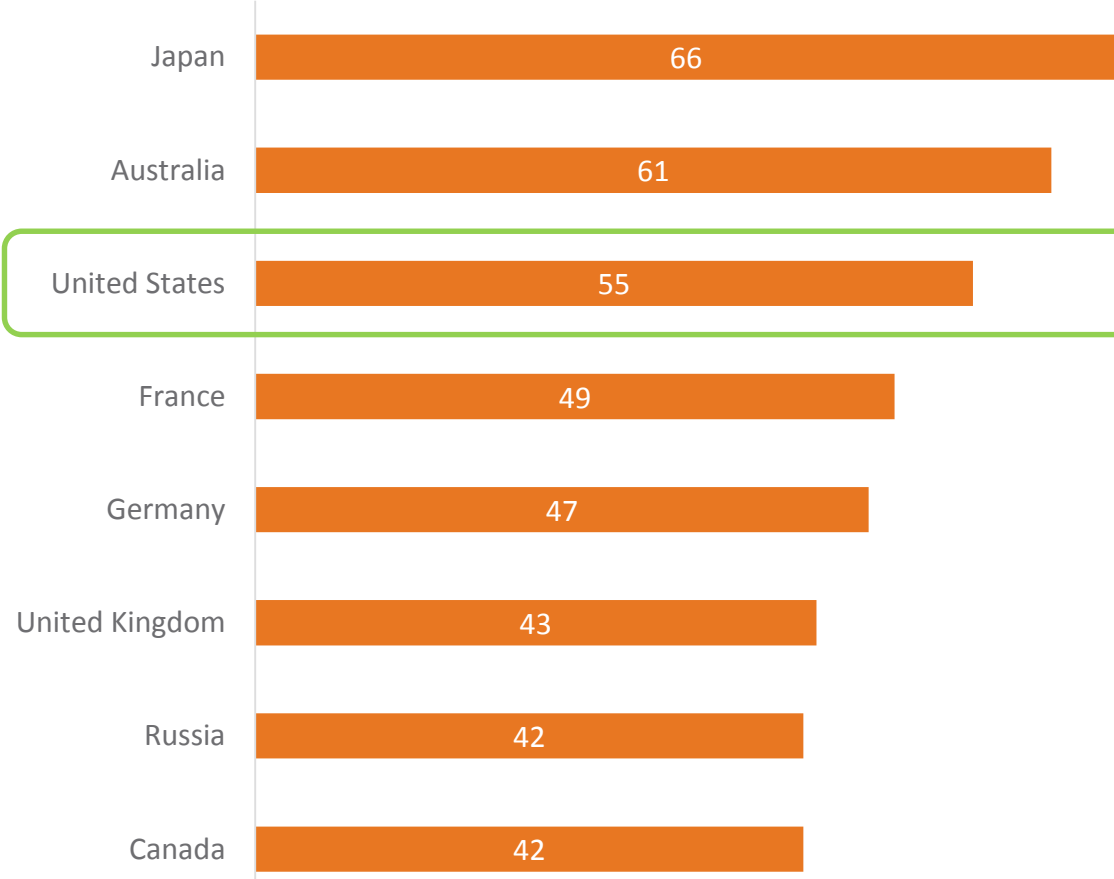
Most Important Problem Facing America

In your opinion, what is the most important problem facing the U.S. today?

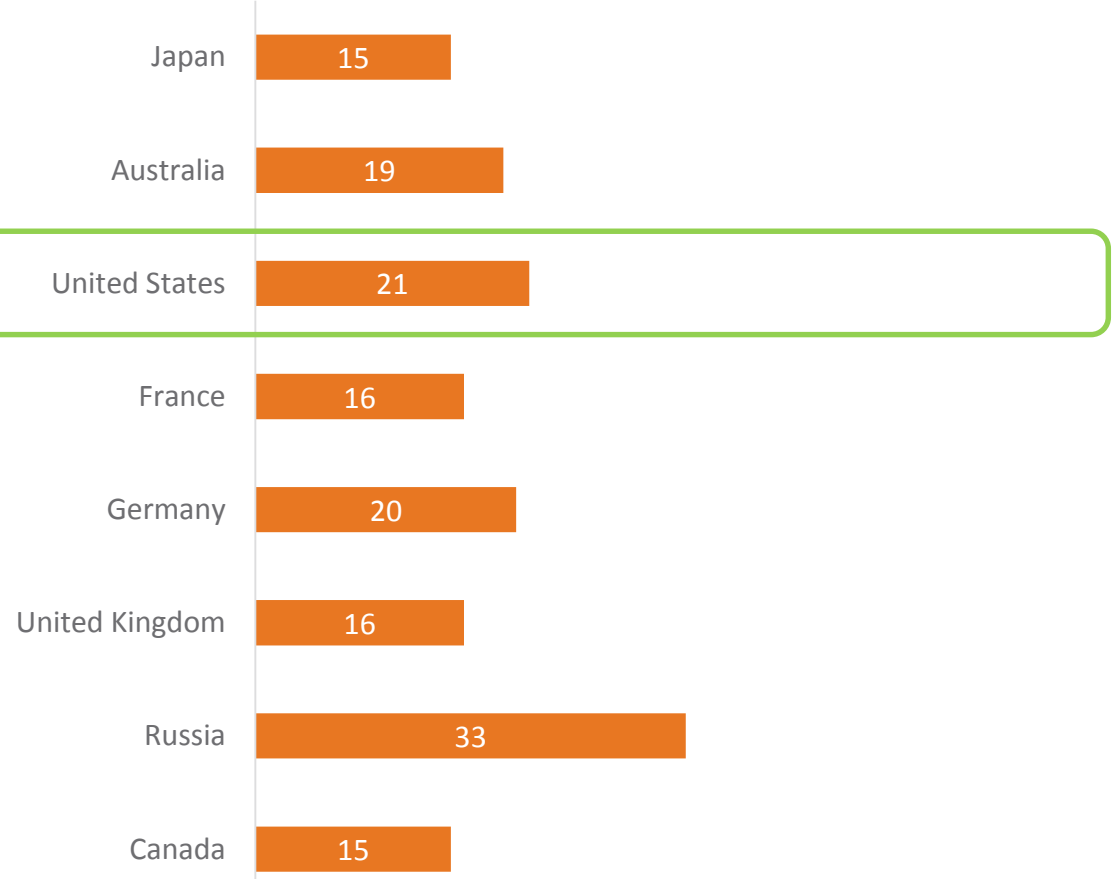


International Views of Coronavirus Outbreak

Q. What level of threat do you think the coronavirus poses to the world? (very high + high)



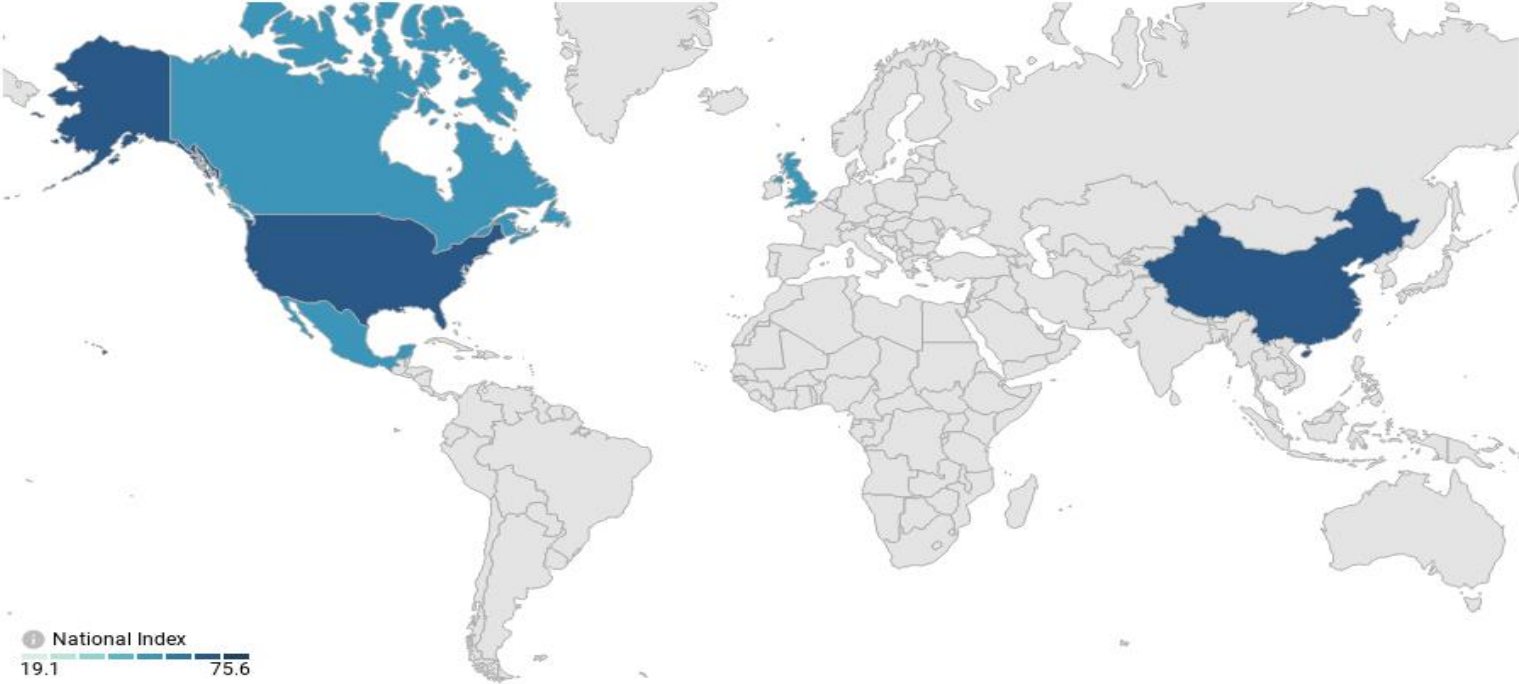
Q. Do you agree or disagree that the coronavirus outbreak has been contained and will soon be over? (total agree)



Ipsos Data

Ipsos Global Consumer Confidence

National Index, February 2020



Ipsos National Index: Reflects respondent perceptions of current local economy, future local economy, current financial situation, future financial situation, major purchase comfort, household purchase comfort, job security, investment confidence, job loss experience, and job loss expectations within their country.

Ipsos Data

Donald Trump's Approval



Overall, do you approve or disapprove of the way Donald Trump is handling his job as President?

Is that strongly (approve/disapprove) or somewhat (approve/disapprove)? (Asked of those who selected "approve" or "disapprove")

Q2b. If you had to choose, do you lean more towards approve or disapprove? (Asked of those who selected "don't know")

	All Adults	Registered Voters	Democratic Registered Voters	Republican Registered Voters	Independent Registered Voters
Strongly approve	23%	25%	4%	54%	7%
Somewhat approve	15%	16%	7%	24%	27%
Lean towards approve	3%	3%	2%	4%	2%
Lean towards disapprove	3%	2%	2%	1%	4%
Somewhat disapprove	12%	11%	13%	8%	12%
Strongly disapprove	39%	41%	71%	7%	45%
Not sure	5%	2%	1%	2%	3%
TOTAL APPROVE	41%	44%	13%	82%	37%
TOTAL DISAPPROVE	54%	54%	86%	16%	61%

Issue Approval



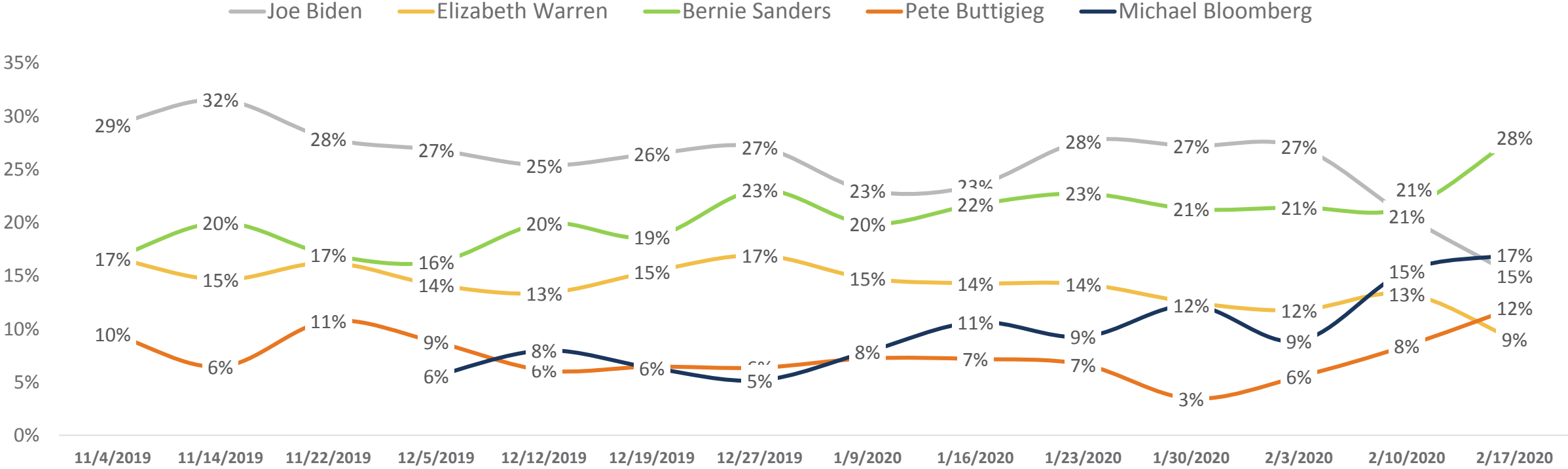
Do you approve or disapprove about the way Donald Trump is handling the following issues?

	Strongly approve	Somewhat approve	Lean towards approve	Lean towards disapprove	Somewhat disapprove	Strongly disapprove	Don't know	TOTAL APPROVE	TOTAL DISAPPROVE
The U.S. economy	23%	12%	15%	10%	10%	25%	7%	49%	44%
U.S. foreign policy	18%	11%	9%	9%	10%	34%	9%	38%	53%
Healthcare reform	10%	14%	12%	11%	9%	35%	9%	36%	56%
Employment and jobs	22%	14%	15%	11%	10%	22%	7%	51%	43%
Dealing with Congress	17%	10%	10%	10%	8%	37%	9%	37%	55%
International trade	19%	11%	13%	8%	10%	29%	10%	43%	47%
Taxation	12%	15%	13%	10%	9%	32%	10%	40%	50%
Corruption	15%	11%	9%	10%	8%	38%	10%	35%	55%
The environment	12%	11%	11%	11%	7%	37%	11%	33%	55%
Immigration	21%	12%	10%	7%	7%	38%	5%	43%	52%
The way he treats people like me	14%	11%	9%	8%	8%	42%	8%	34%	58%
The effort he is making to unify the country	15%	11%	11%	10%	7%	40%	7%	36%	56%
Russia	12%	11%	10%	10%	10%	35%	12%	34%	55%
Iran	16%	11%	13%	9%	10%	31%	10%	40%	50%

DEMOCRATIC BALLOT

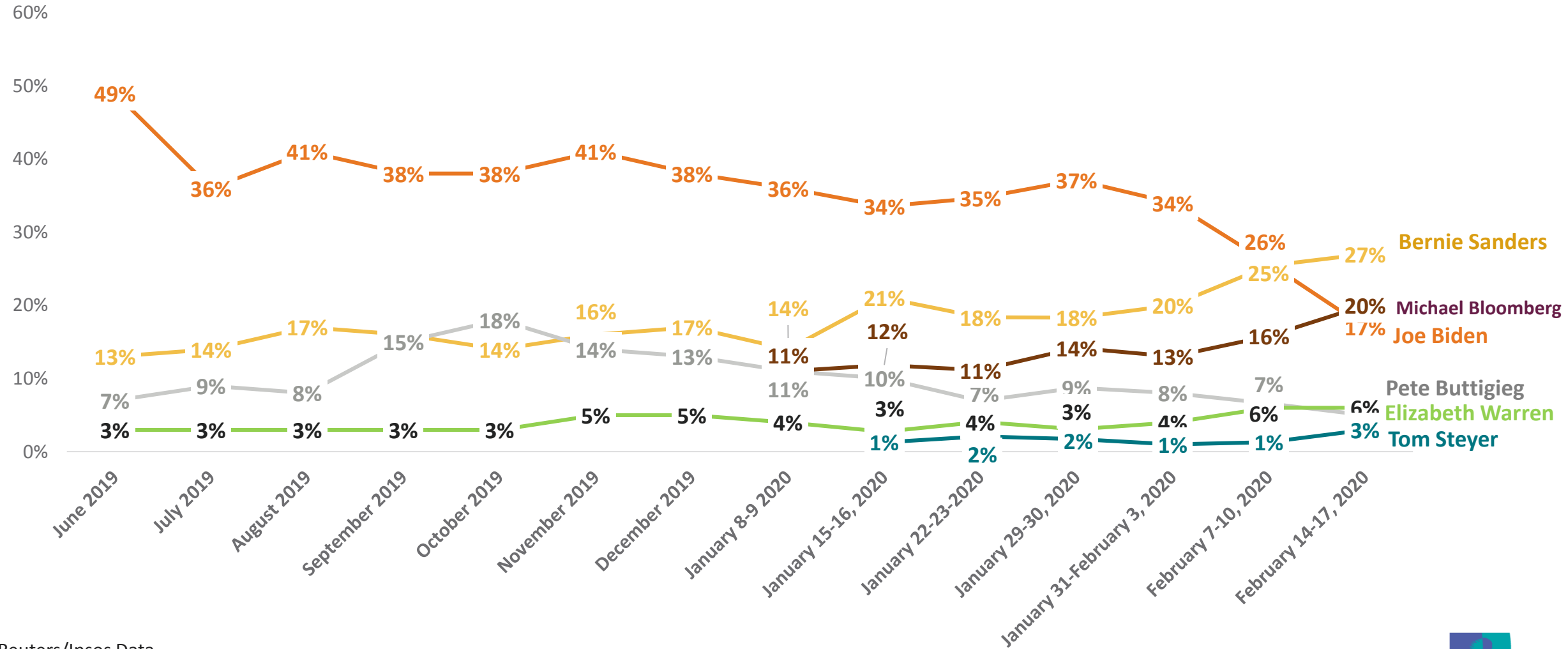
2020 Democratic Primary Horserace – National Numbers (Pre-New Hampshire)

If the 2020 Democratic presidential primary election were held today, and you had to choose from the list of candidates below, for whom would you vote? (Asked of Democratic registered voters)



Candidate Most Likely to Beat President Trump

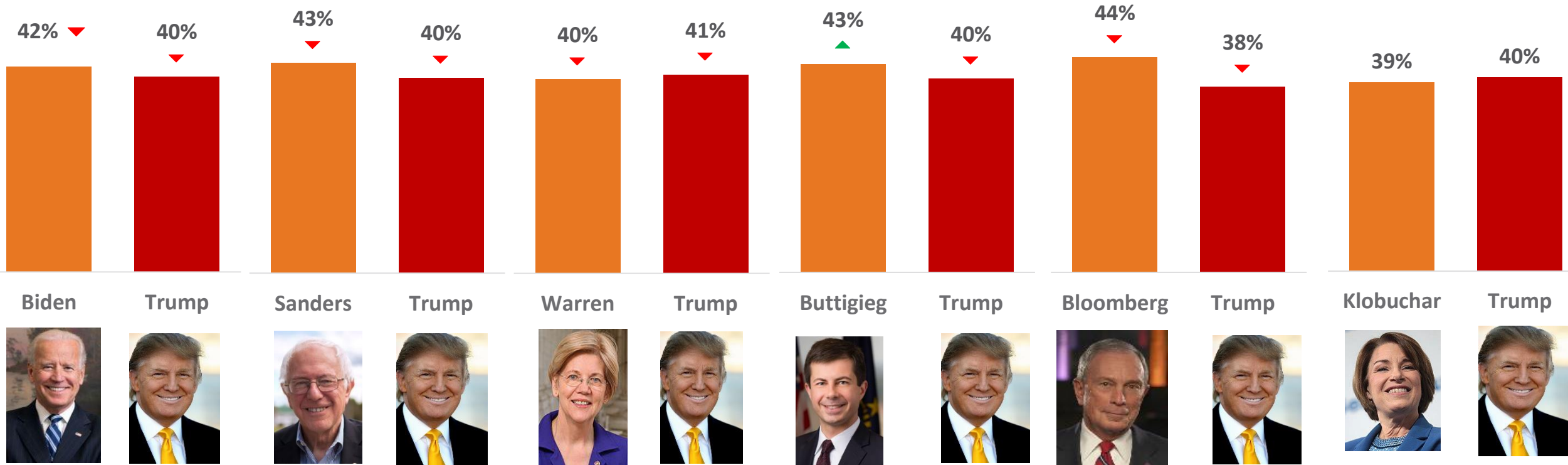
For each of the following, select the candidate from the list below you think is best on the particular issue... “Most likely to beat President Trump in the general election” (Asked of Democratic registered voters)



ALL REGISTERED VOTERS

Ipsos General Election Matchups

If the 2020 presidential election were being held today and the candidates were as below, for whom would you vote?



2020 Election Tracker February 14-17, 2020. Arrows indicate a change from February 10, 2020.