

March 25, 2020

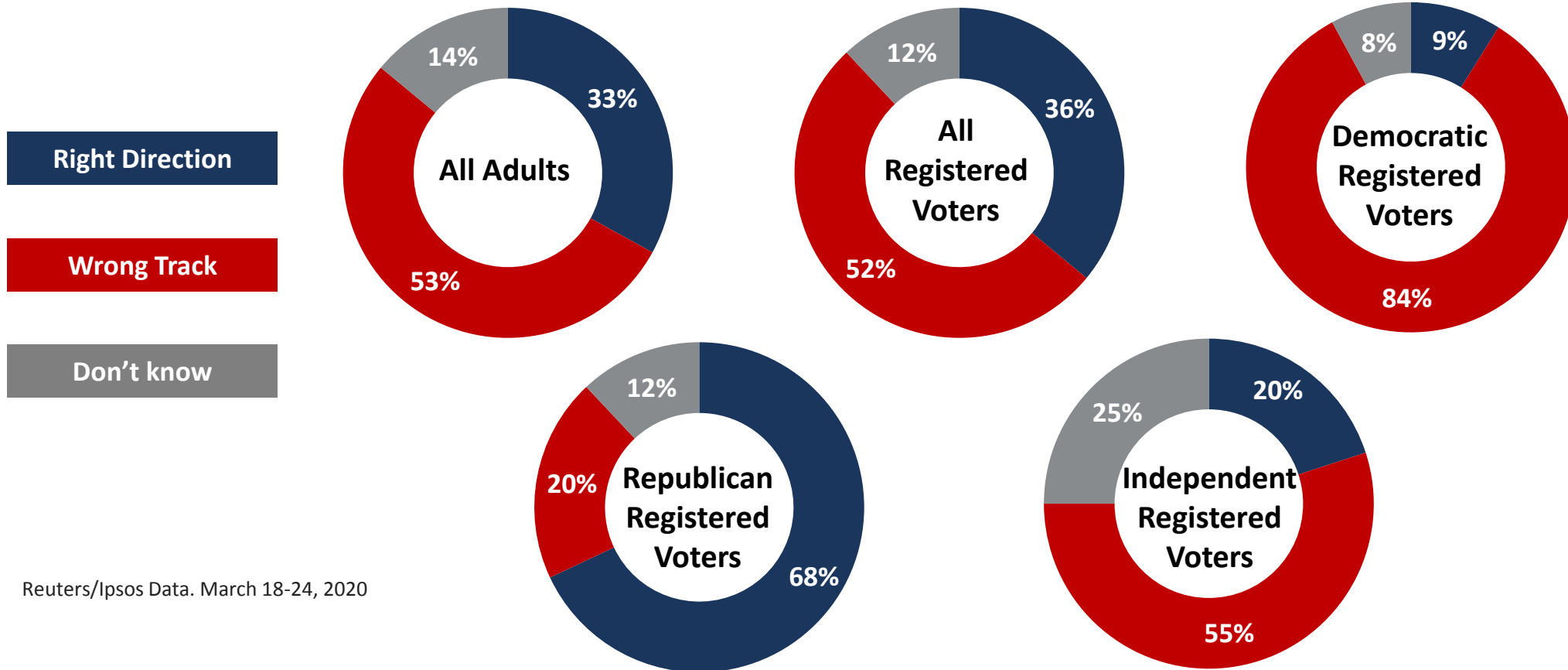
# POTUS RADIO

Clifford Young

President, Ipsos Public Affairs

# Right Direction/Wrong Track

Generally speaking, would you say things in this country are heading in the right direction, or are they off on the wrong track?



Reuters/Ipsos Data. March 18-24, 2020

# Most Important Problem Facing America

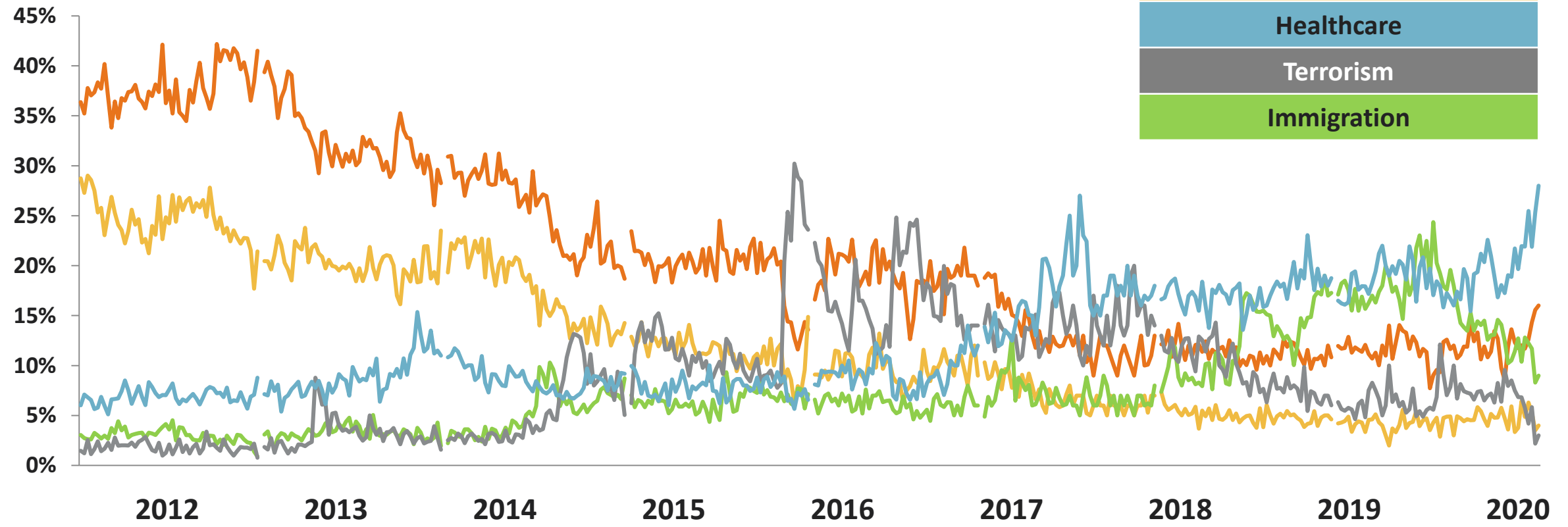
In your opinion, what is the most important problem facing the U.S. today?

	All Adults	All Registered Voters	Democratic Registered Voters	Republican Registered Voters	Independent Registered Voters
<b>Economy generally</b>	<b>16%</b>	<b>17%</b>	<b>14%</b>	<b>19%</b>	<b>24%</b>
Unemployment / lack of jobs	4%	4%	3%	3%	5%
War / foreign conflicts	2%	1%	1%	2%	1%
Immigration	9%	10%	3%	18%	4%
Terrorism / terrorist attacks	3%	3%	1%	4%	4%
<b>Healthcare</b>	<b>28%</b>	<b>29%</b>	<b>38%</b>	<b>18%</b>	<b>31%</b>
Energy issues	1%	1%	1%	1%	1%
Morality	6%	6%	4%	8%	6%
Education	3%	3%	4%	3%	3%
Crime	2%	2%	3%	2%	0%
Environment	6%	6%	11%	2%	4%
Other	17%	17%	16%	18%	19%
Don't know	2%	2%	1%	2%	0%

ALL ADULT AMERICANS

# Most Important Problem Facing America

In your opinion, what is the most important problem facing the U.S. today?



Reuters/Ipsos Data. March 18-24, 2020

ALL ADULT AMERICANS

# Donald Trump's Approval



## Overall, do you approve or disapprove of the way Donald Trump is handling his job as President?

Is that strongly (approve/disapprove) or somewhat (approve/disapprove)? (Asked of those who selected "approve" or "disapprove")

Q2b. If you had to choose, do you lean more towards approve or disapprove? (Asked of those who selected "don't know")

	All Adults	Registered Voters	Democratic Registered Voters	Republican Registered Voters	Independent Registered Voters
<b>Strongly approve</b>	<b>25%</b>	<b>27%</b>	<b>4%</b>	<b>57%</b>	<b>13%</b>
<b>Somewhat approve</b>	<b>16%</b>	<b>16%</b>	<b>6%</b>	<b>28%</b>	<b>20%</b>
<b>Lean towards approve</b>	<b>3%</b>	<b>2%</b>	<b>1%</b>	<b>3%</b>	<b>2%</b>
<b>Lean towards disapprove</b>	<b>2%</b>	<b>1%</b>	<b>2%</b>	<b>1%</b>	<b>3%</b>
<b>Somewhat disapprove</b>	<b>12%</b>	<b>11%</b>	<b>15%</b>	<b>6%</b>	<b>18%</b>
<b>Strongly disapprove</b>	<b>38%</b>	<b>40%</b>	<b>71%</b>	<b>5%</b>	<b>36%</b>
<b>Not sure</b>	<b>4%</b>	<b>2%</b>	<b>1%</b>	<b>1%</b>	<b>7%</b>
<b>TOTAL APPROVE</b>	<b>44%</b>	<b>45%</b>	<b>11%</b>	<b>88%</b>	<b>36%</b>
<b>TOTAL DISAPPROVE</b>	<b>52%</b>	<b>52%</b>	<b>87%</b>	<b>11%</b>	<b>57%</b>

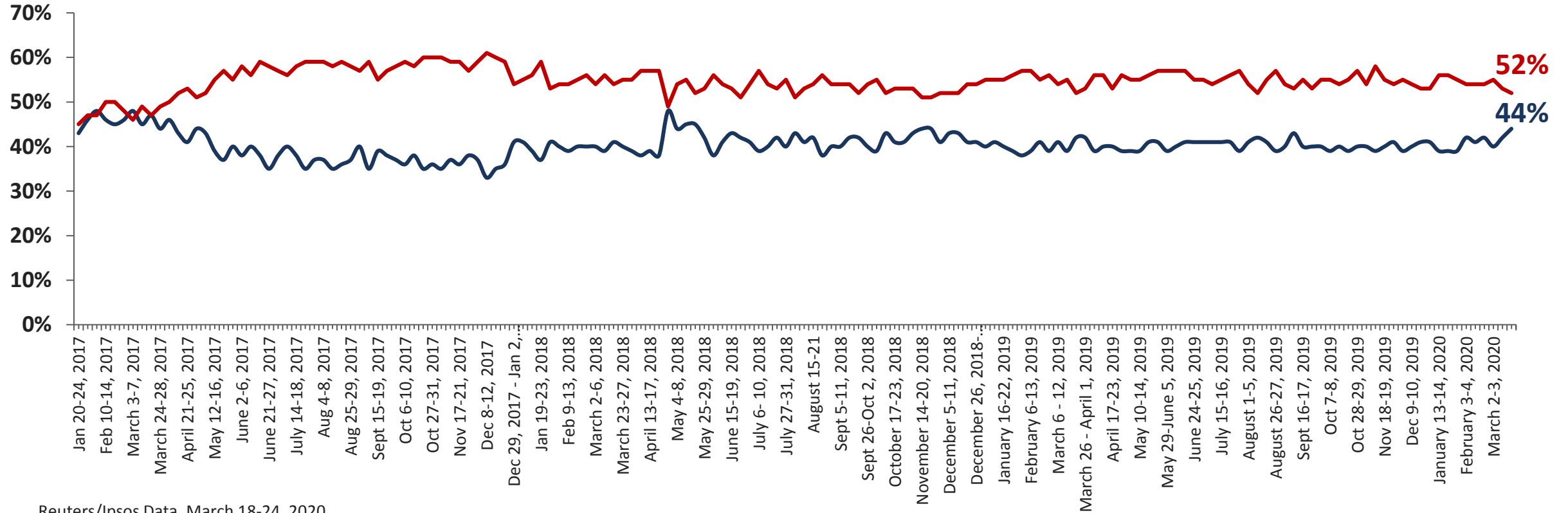
Reuters/Ipsos Data. March 18-24, 2020

ALL ADULT AMERICANS

# Donald Trump's Weekly Approval



Overall, do you approve or disapprove of the way Donald Trump is handling his job as President?

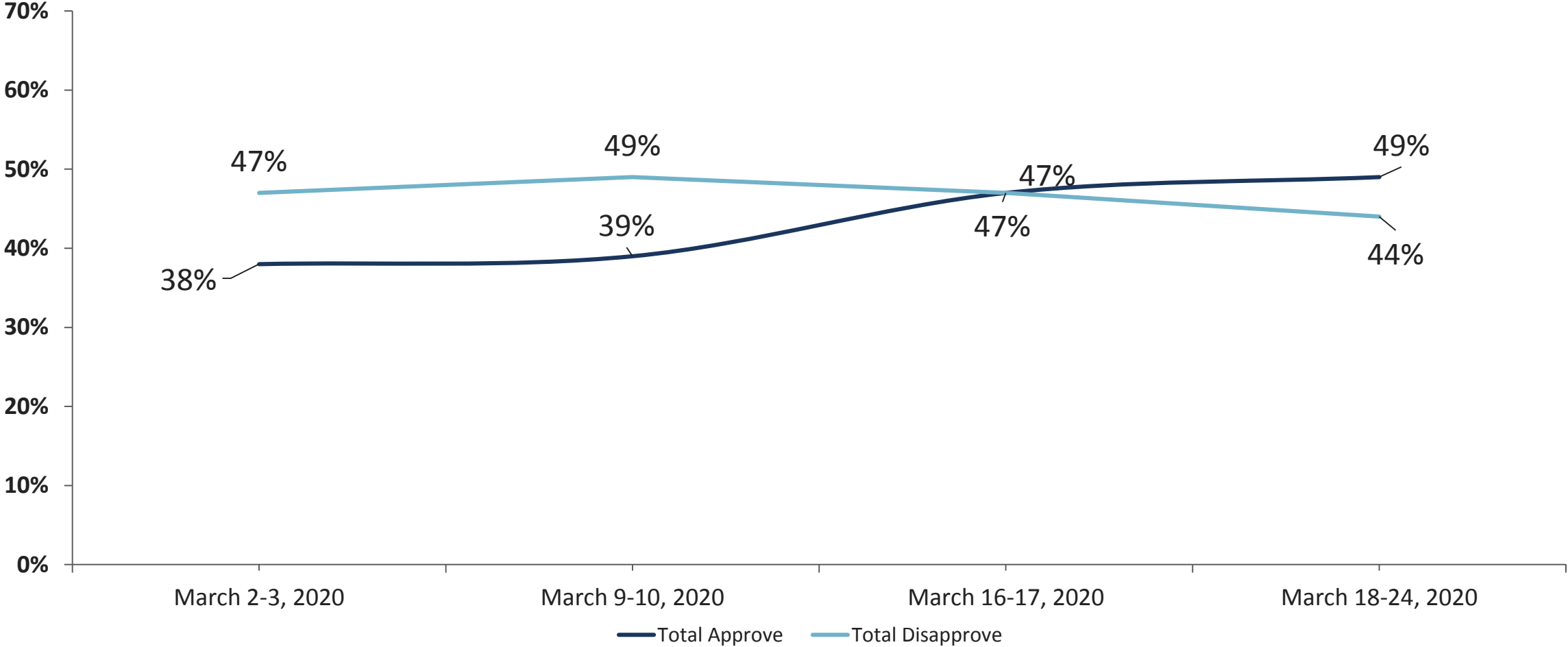


Reuters/Ipsos Data. March 18-24, 2020

# CORONAVIRUS

# Trump's Approval on Coronavirus

Do you approve or disapprove of the way Donald Trump is handling the following issues? Coronavirus / COVID-19



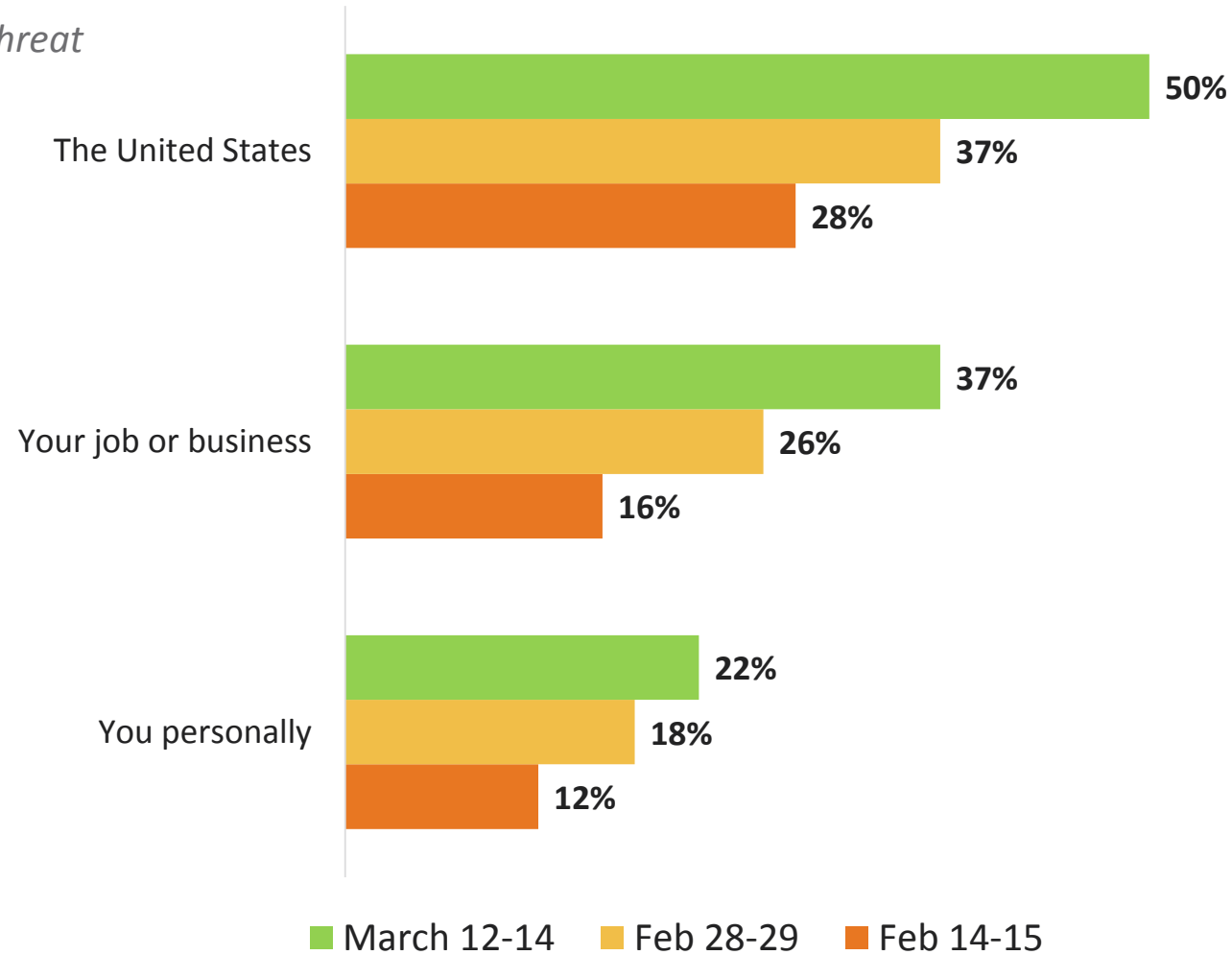
Reuters/Ipsos Data, March 9-10, 2020, March 16-17, 2020, and March 18-24, 2020



# Spread of Coronavirus

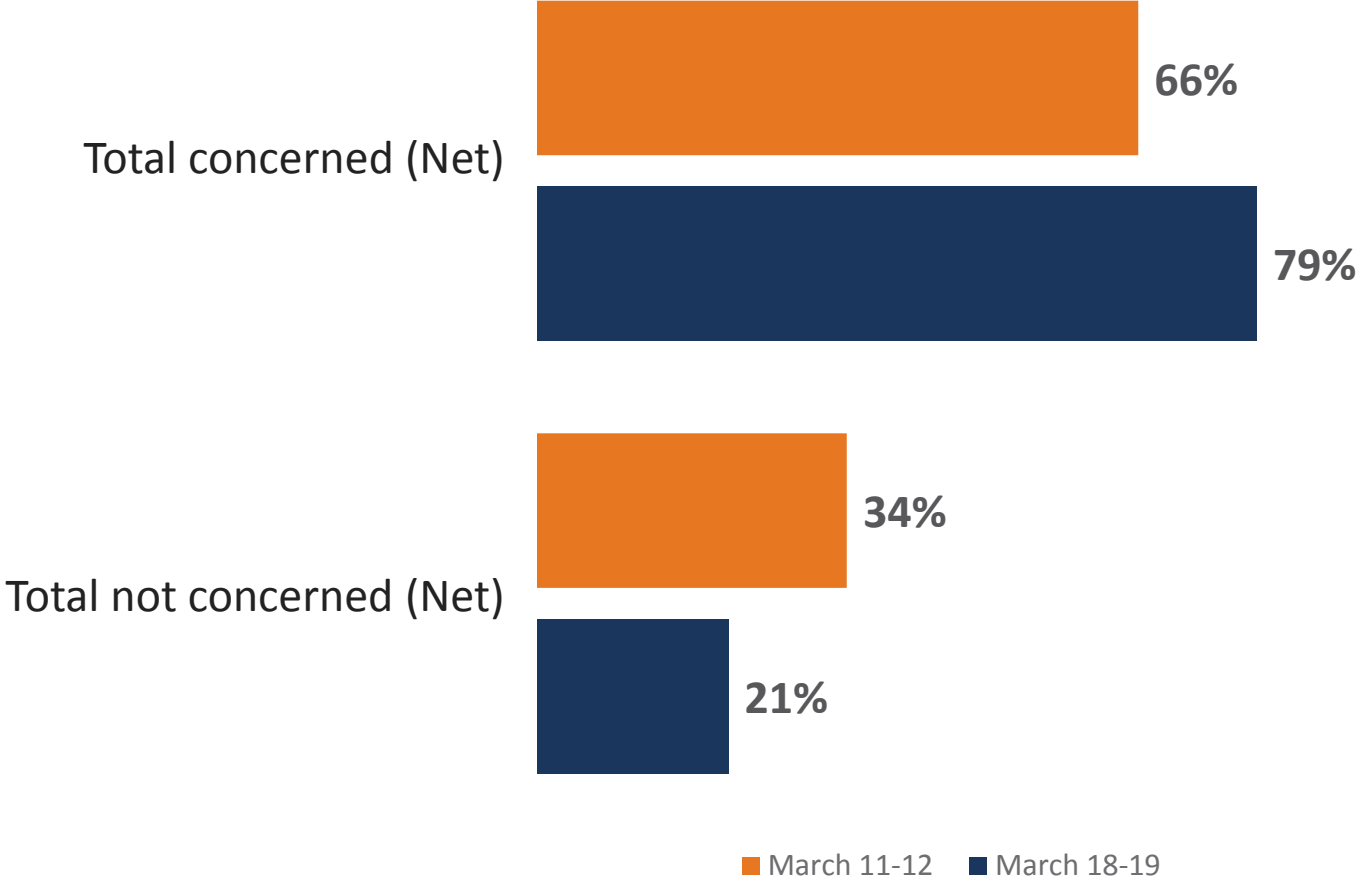
What level of threat do you think the coronavirus or COVID-19 poses to each of the following?

*% Very high threat + High threat*



# Concern With Coronavirus

How concerned are you that you or someone you know will be infected with the coronavirus?



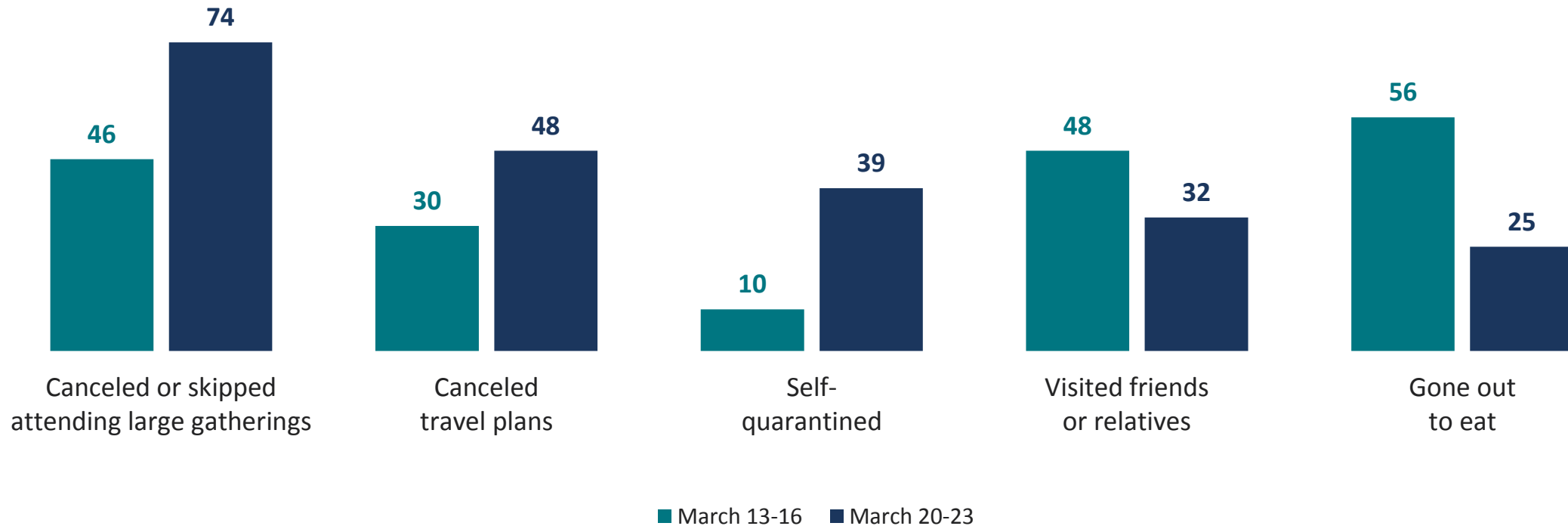
ABC News/Ipsos Data, March 11-12, 2020 and March 18-19, 2020.

# Impact on Daily Lives

Marked differences from week to week, demonstrating the impact COVID-19 is having on Americans' day-to-day lives

## Have you done the following in the last week?

% Yes



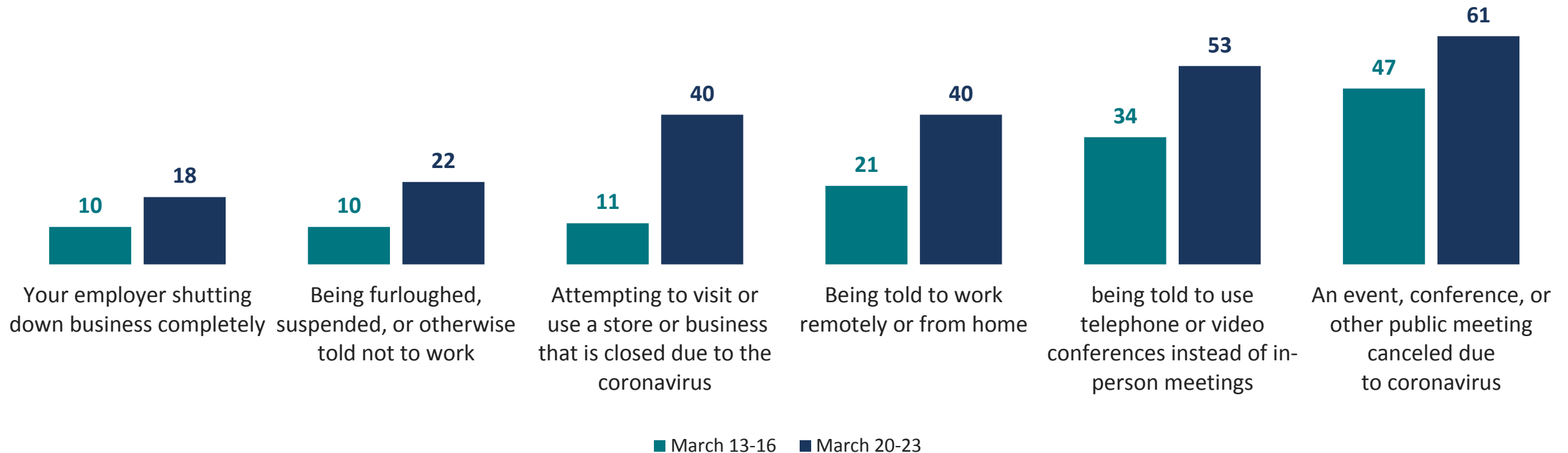
Axios/Ipsos Data  
Wave 1 Interview dates: March 13–March 16, 2020 (n=1,092)  
Wave 2 Interview dates: March 20–March 23, 2020 (n=998)

# Impact on Daily Lives

Marked differences from week to week, demonstrating the impact COVID-19 is having on Americans' day-to-day lives

## Have you personally experienced the following in the last few weeks?

% Yes



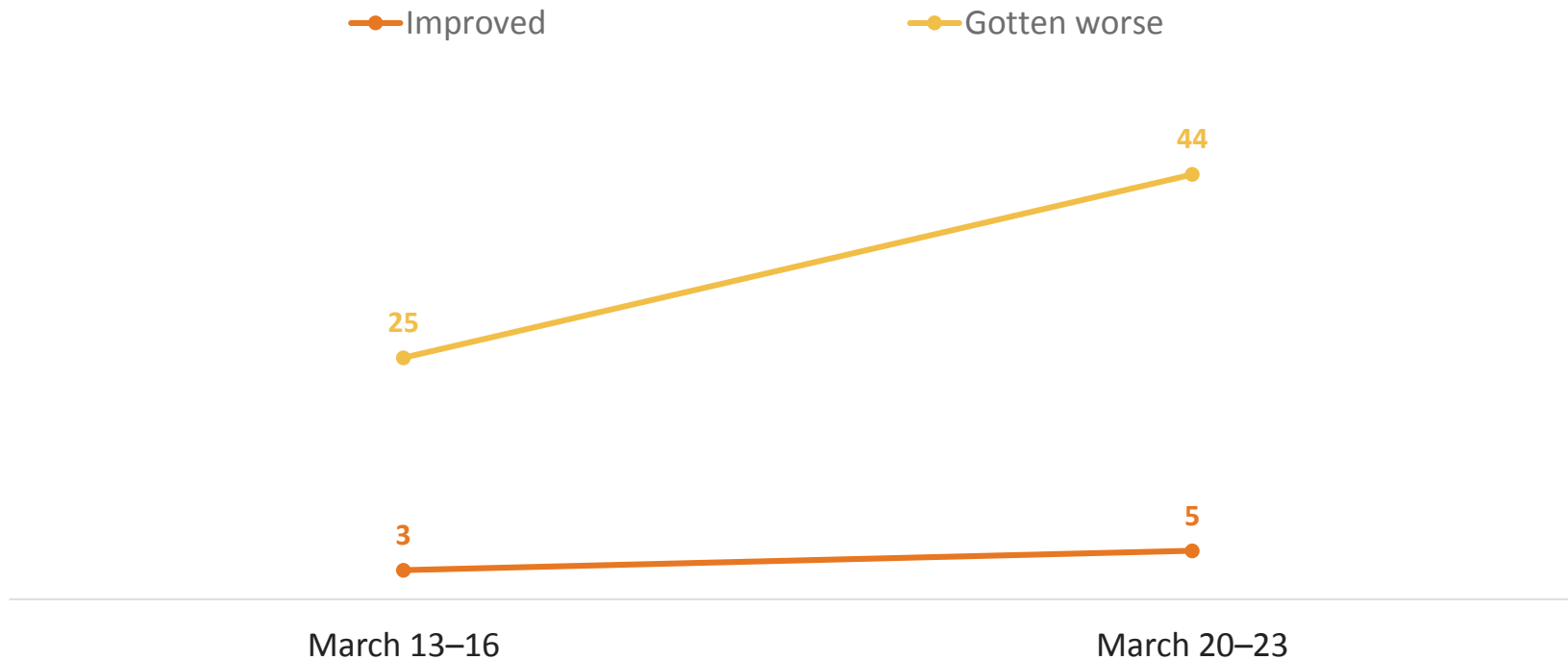
Axios/Ipsos Data  
Wave 1 Interview dates: March 13–March 16, 2020 (n=1,092)  
Wave 2 Interview dates: March 20–March 23, 2020 (n=998)

# Impact on Work

Increases in respondents reporting changes to work situation; changes negatively affecting ability to do jobs effectively

## How have the following changed in the last few weeks, if at all?

Your ability to effectively do your job



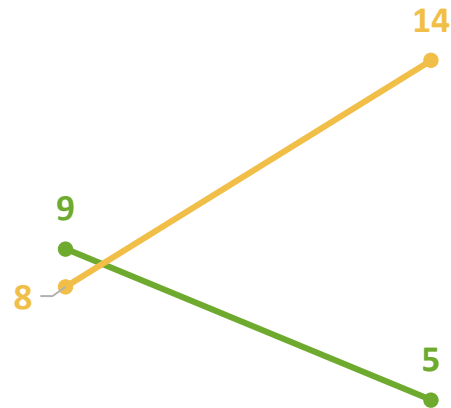
Axios/Ipsos Data. Results among employed respondents only  
Wave 1 Interview dates: March 13–March 16, 2020 (n=1,092)  
Wave 2 Interview dates: March 20–March 23, 2020 (n=998)

# Impact on Health

Increases in respondents reporting that their physical health, mental health and emotional well-being are worsening

## How have the following changed in the last few weeks, if at all?

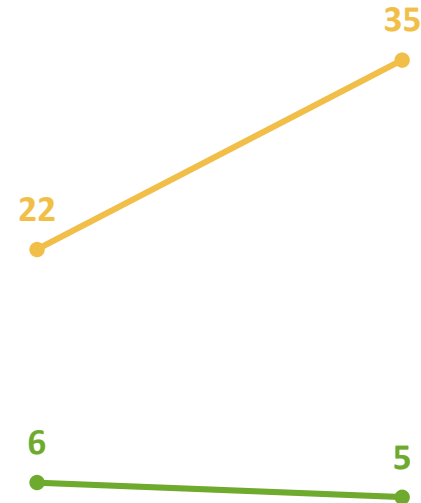
Your physical health



March 13-16

March 20-23

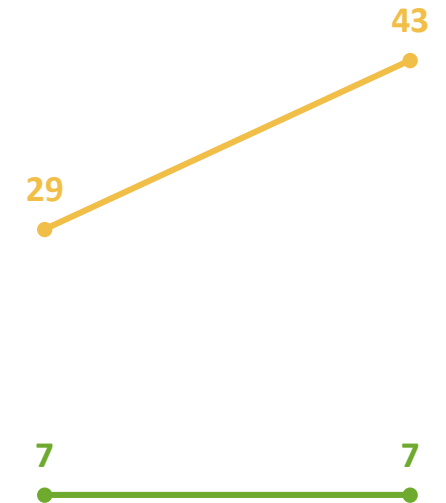
Your mental health



March 13-16

March 20-23

Your emotional well-being



March 13-16

March 20-23

—●— Total improved

—●— Total worse

Axios/Ipsos Data. Results among employed respondents only  
Wave 1 Interview dates: March 13–March 16, 2020 (n=1,092)  
Wave 2 Interview dates: March 20–March 23, 2020 (n=998)



---

## Clifford Young

President, Ipsos US Public Affairs

✉ Clifford.Young@ipsos.com

📞 +1 312.375.3328

Cliff Young is President of Ipsos Public Affairs in the United States and also leads Ipsos' global election and polling risk practice. He is a polling expert with specialties in social and public opinion trends, crisis management, corporate and institution reputation and elections. Cliff is a contributor to POTUS Radio and has served as an expert commentator on Fox News and NPR, among others. Cliff is also an adjunct professor at Johns Hopkins SAIS and an instructor at both Columbia University SIPA and University of São Paulo where he teaches courses on public opinion and election forecasting.

(MORE BIO INFO: <http://spotlight.ipsosna.com/index.php/author/clifford-young/>)