

May 6, 2020

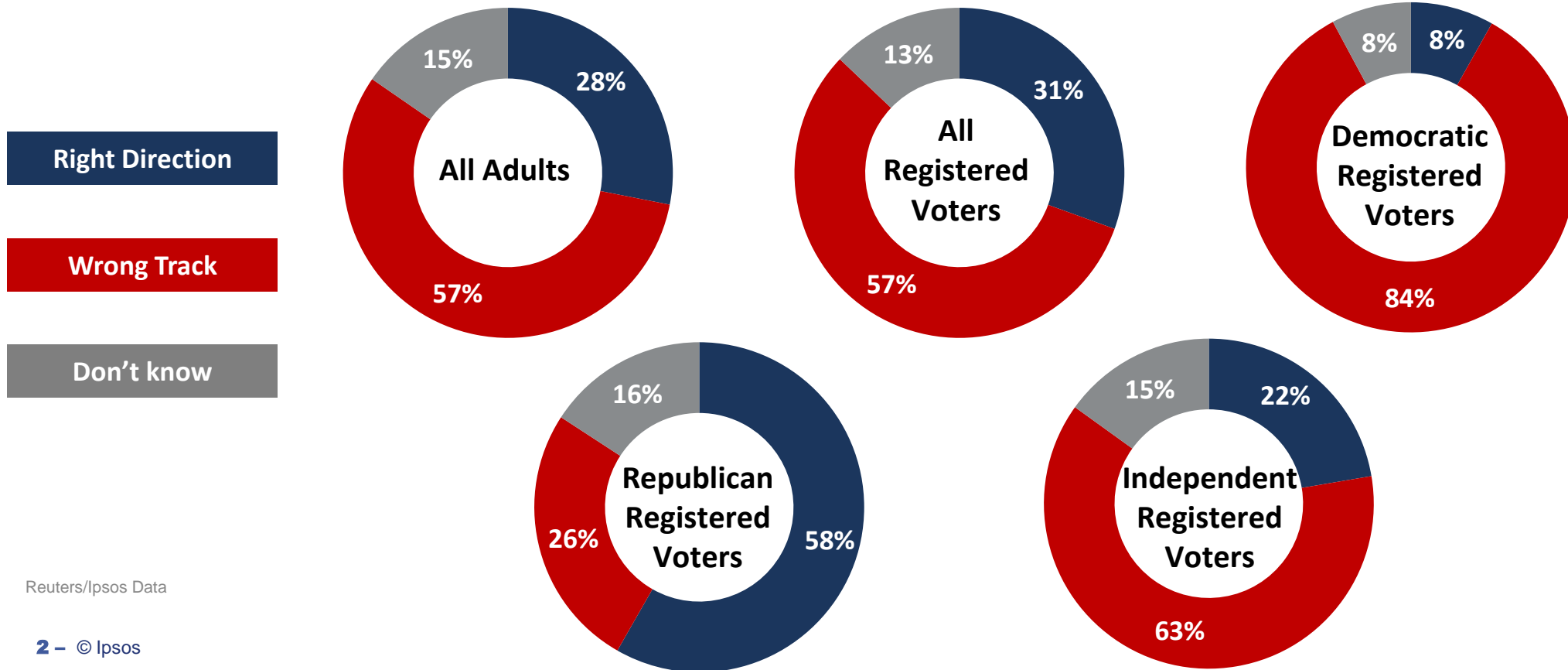
POTUS RADIO

Clifford Young

President, Ipsos Public Affairs

Right Direction/Wrong Track

Generally speaking, would you say things in this country are heading in the right direction, or are they off on the wrong track?



Reuters/Ipsos Data

Most Important Problem Facing America

In your opinion, what is the most important problem facing the U.S. today?

	All Adults	All Registered Voters	Democratic Registered Voters	Republican Registered Voters	Independent Registered Voters
Economy generally	23%	23%	20%	27%	24%
Unemployment / lack of jobs	9%	7%	6%	9%	2%
War / foreign conflicts	1%	1%	1%	1%	0%
Immigration	6%	7%	2%	12%	9%
Terrorism / terrorist attacks	3%	3%	0%	6%	1%
Healthcare	22%	23%	35%	12%	21%
Energy issues	1%	1%	1%	0%	0%
Morality	6%	6%	4%	8%	7%
Education	3%	3%	2%	4%	4%
Crime	2%	2%	1%	4%	0%
Environment	5%	5%	9%	2%	1%
Other	14%	16%	16%	14%	26%
Don't know	4%	3%	2%	2%	4%

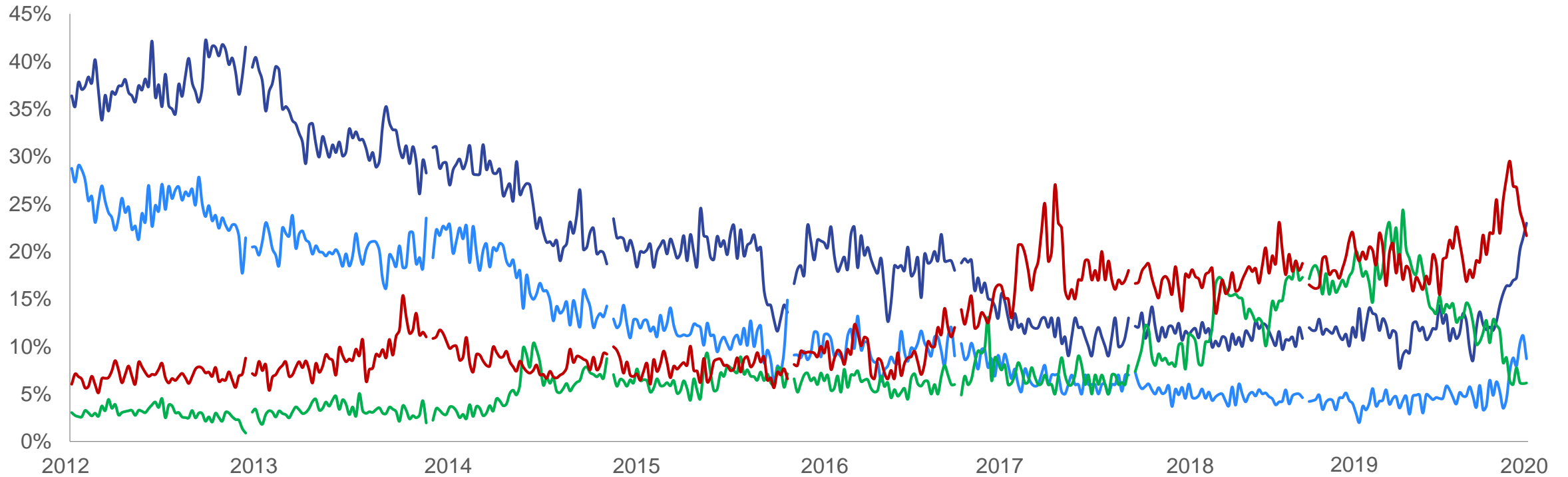
Reuters/Ipsos Data. Conducted March 30-31, 2020

ALL ADULT AMERICANS

Most Important Problem Facing America

In your opinion, what is the most important problem facing the U.S. today?

- Healthcare
- Economy generally
- Immigration
- Unemployment/jobs



Reuters/Ipsos Data. Conducted March 30-31, 2020

Donald Trump's Approval



Overall, do you approve or disapprove of the way Donald Trump is handling his job as President?

Is that strongly (approve/disapprove) or somewhat (approve/disapprove)? (Asked of those who selected "approve" or "disapprove")
Q2b. If you had to choose, do you lean more towards approve or disapprove? (Asked of those who selected "don't know")

	All Adults	Registered Voters	Democratic Registered Voters	Republican Registered Voters	Independent Registered Voters
Strongly approve	23%	26%	2%	53%	22%
Somewhat approve	16%	17%	9%	28%	11%
Lean towards approve	3%	2%	0%	4%	2%
Lean towards disapprove	2%	2%	2%	0%	5%
Somewhat disapprove	12%	11%	13%	7%	19%
Strongly disapprove	38%	40%	73%	5%	34%
Not sure	5%	3%	1%	3%	7%
TOTAL APPROVE	42%	45%	11%	85%	35%
TOTAL DISAPPROVE	53%	53%	88%	12%	58%

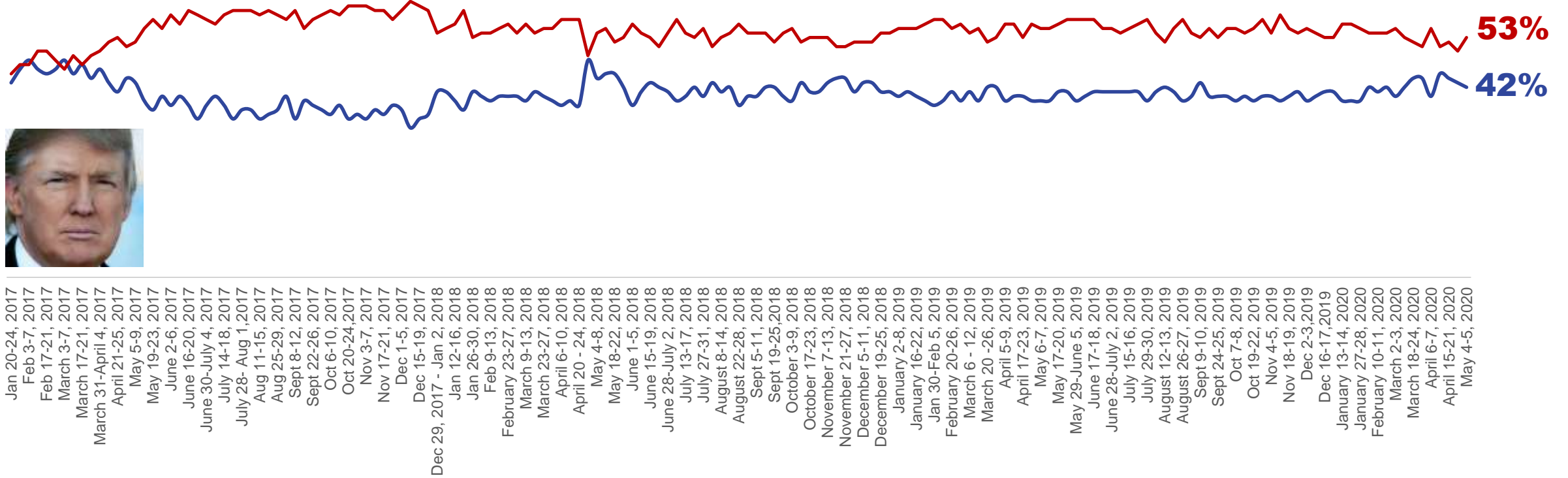
Reuters/Ipsos Data. Conducted March 30-31, 2020

ALL ADULT AMERICANS

Donald Trump's Approval

Overall, do you approve or disapprove of the way Donald Trump is handling his job as President?

■ Total Approval
■ Total Disapproval



Reuters/Ipsos Data

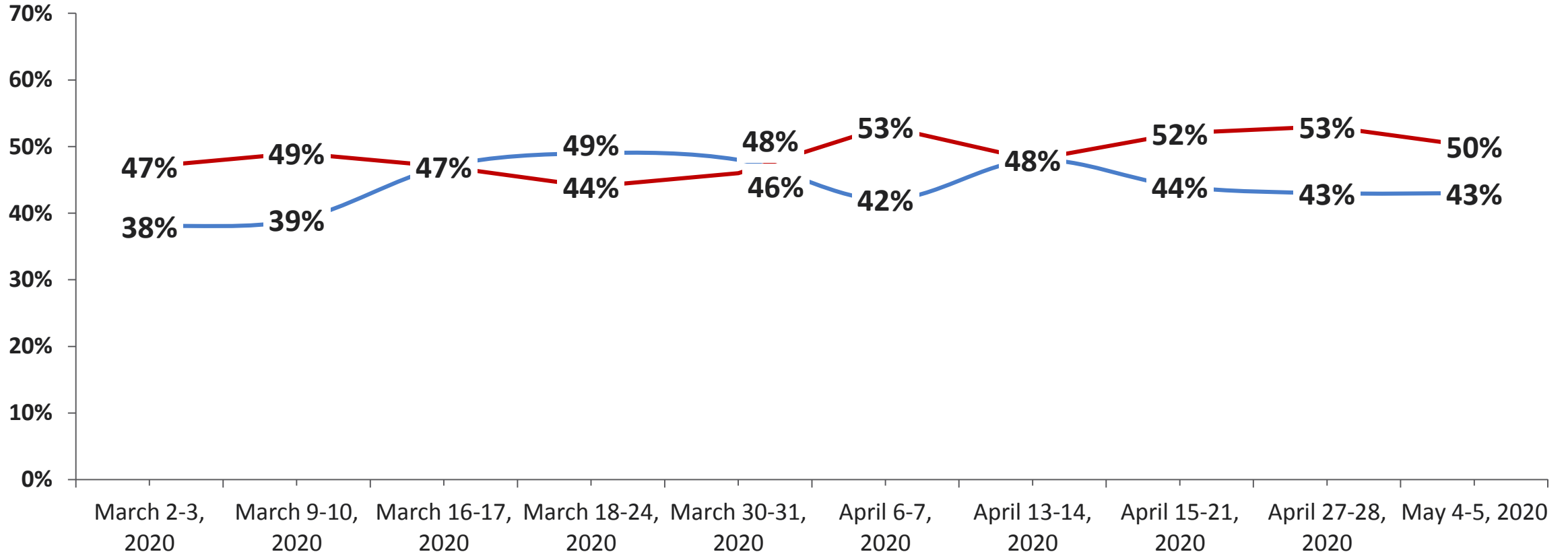


ALL ADULT AMERICANS

Trump's Approval on Coronavirus

Do you approve or disapprove of the way Donald Trump is handling the following issues? Coronavirus / COVID-19

■ Total Approval
■ Total Disapproval



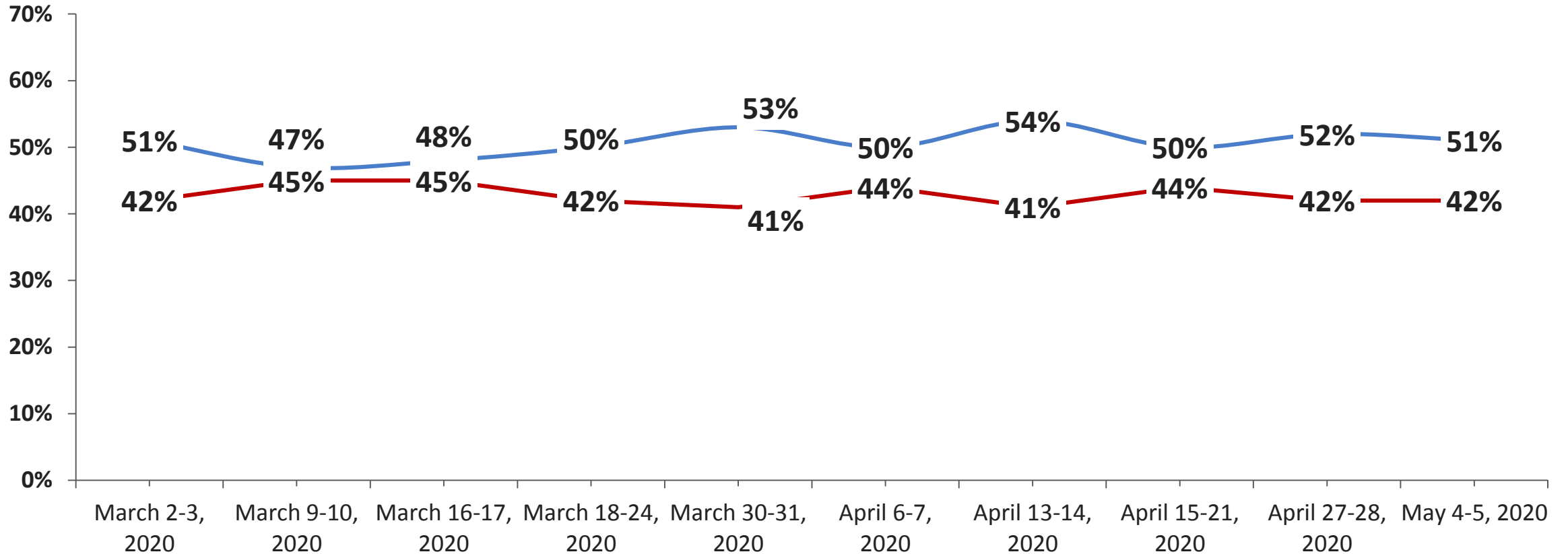
Reuters/Ipsos Data

ALL ADULT AMERICANS

Trump's Approval on the Economy

Do you approve or disapprove of the way Donald Trump is handling the following issues? The US economy

■ Total Approval
■ Total Disapproval



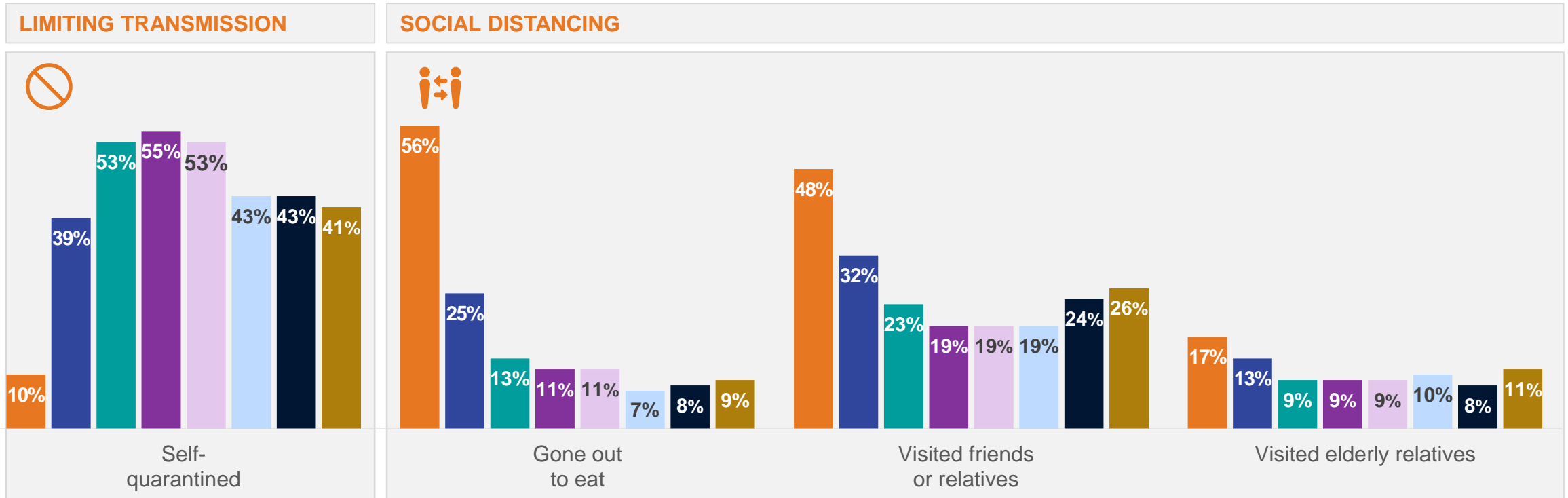
Reuters/Ipsos Data

CORONAVIRUS

Impact on Personal Behavior

Have you done the following in the last week?

% Yes
 ■ March 13–16 ■ March 20–23 ■ March 27–30 ■ April 3-6 ■ April 10-13 ■ April 17-20 ■ April 24-27 ■ May 1-4

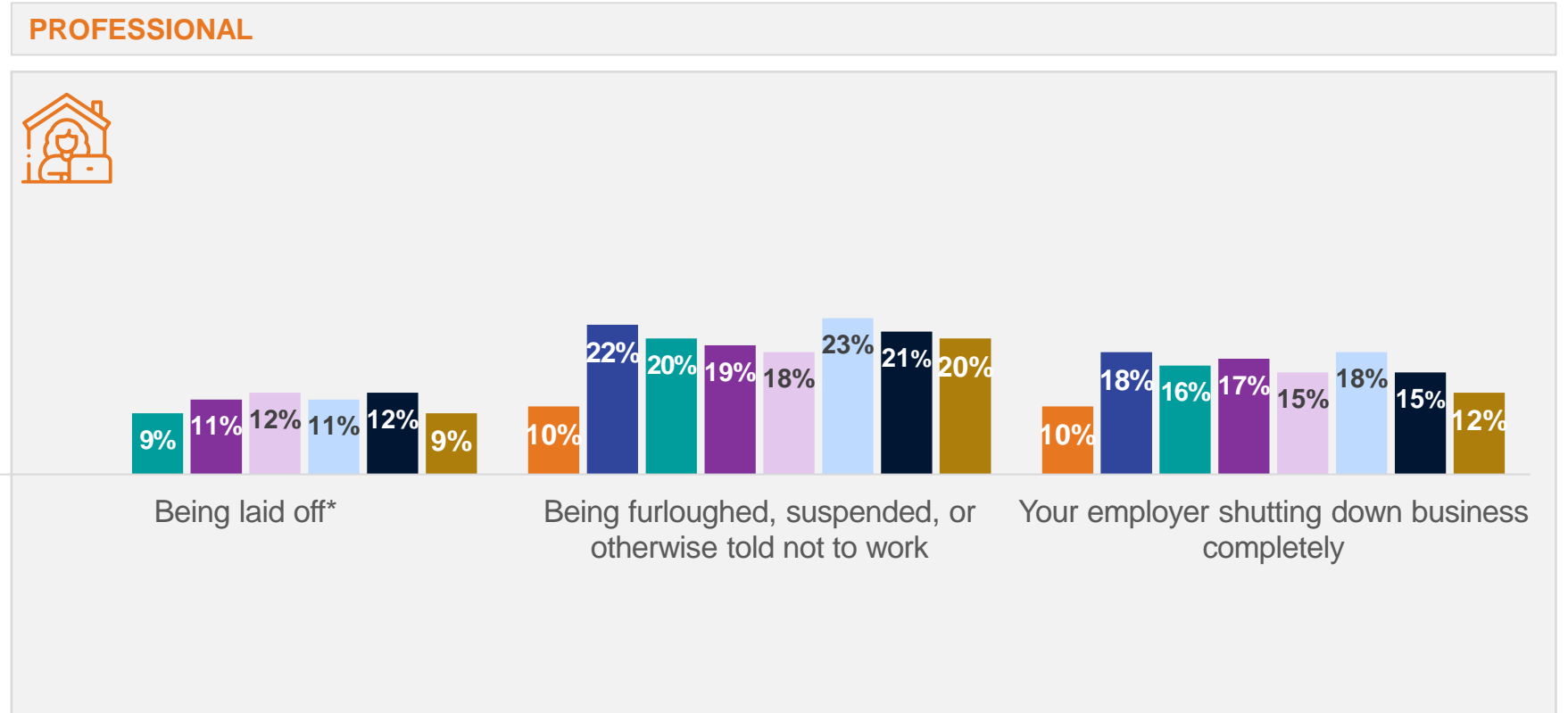
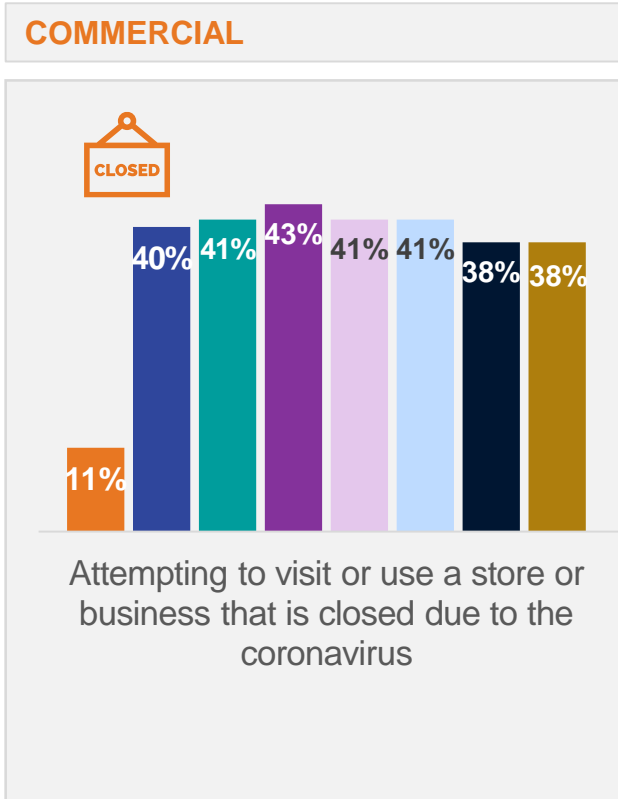


Axios/Ipsos Coronavirus Index. Wave 1, n=1,092; Wave 2, n=998; Wave 3, n=1,355; Wave 4, n=1,136; Wave 5, n=1,098; Wave 6, n=1,021; Wave 7, n=1,021; Wave 8, n=1,012

Impact on Professional and Commercial Lives

Have you personally experienced the following in the last few weeks?

% Yes
 ■ March 13–16 ■ March 20–23 ■ March 27–30 ■ April 3-6 ■ April 10-13 ■ April 17-20 ■ April 24-27 ■ May 1-4



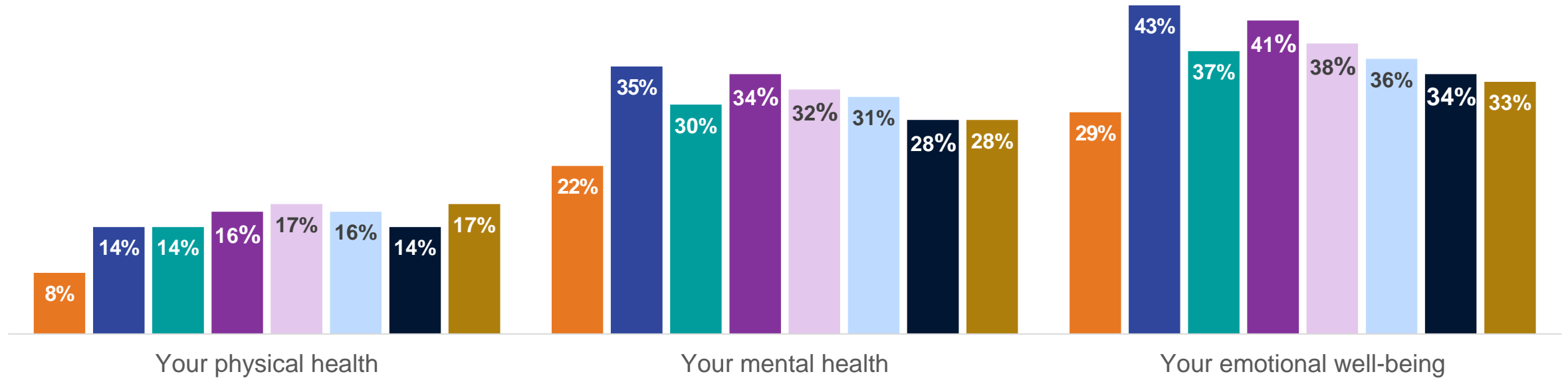
*Being laid off not asked in first or second wave of the Axios/Ipsos Coronavirus Index
 Axios/Ipsos Coronavirus Index. Wave 1, n=1,092; Wave 2, n=998; Wave 3, n=1,355; Wave 4, n=1,136; Wave 5, n=1,098; Wave 6, n=1,021; Wave 7, n=1,021; Wave 8, n=1,012

Impact on Health

How have the following changed in the last few weeks, if at all?

% Gotten worse

March 13–16 March 20–23 March 27–30 April 3-6 April 10-13 April 17-20 April 24-27 May 1-4



Axios/Ipsos Coronavirus Index. Wave 1, n=1,092; Wave 2, n=998; Wave 3, n=1,355; Wave 4, n=1,136; Wave 5, n=1,098; Wave 6, n=1,021; Wave 7, n=1,021; Wave 8, n=1,012

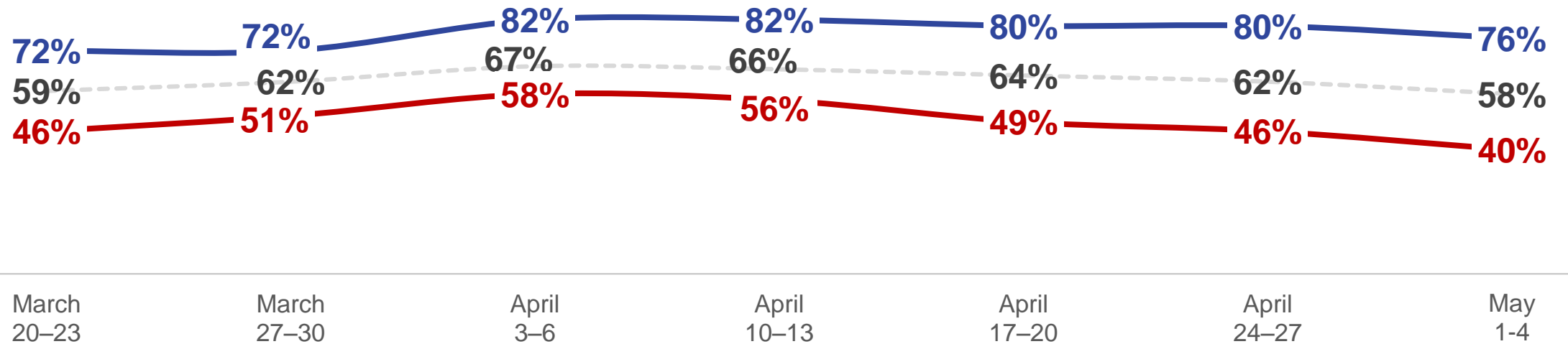
ALL ADULT AMERICANS

Growing Partisan Disparity in Concern Over COVID-19

How concerned are you, if at all, about the coronavirus or COVID-19 outbreak?

% Extremely/Very concerned

- Democrats
- Republicans
- All Americans

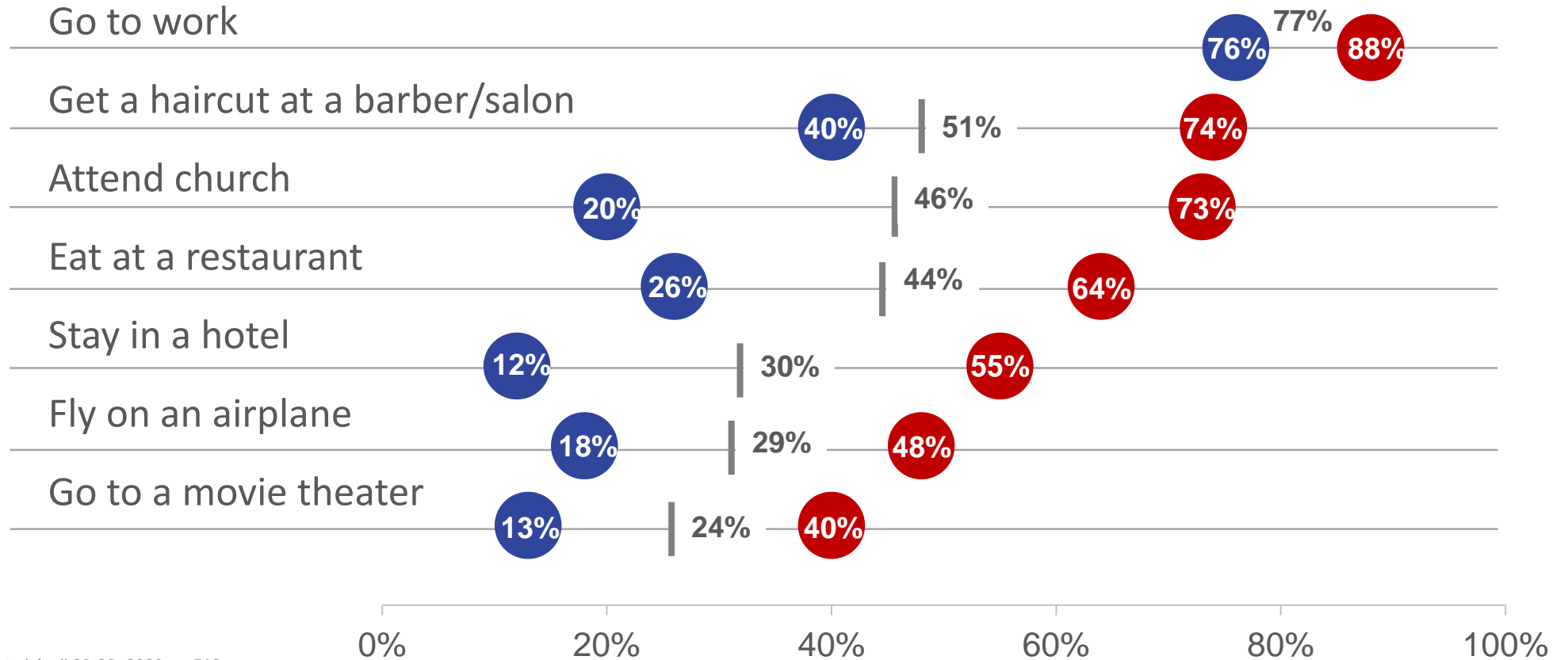


Axios/Ipsos Coronavirus Index. Wave 1, n=1,092; Wave 2, n=998; Wave 3, n=1,355; Wave 4, n=1,136; Wave 5, n=1,098; Wave 6, n=1,021; Wave 7, n=1,021; Wave 8, n=1,012

Growing Partisan Disparity in Concern Over COVID-19

If social distancing orders and restrictions on public activity were lifted tomorrow, how likely would you be to do each of the following?

% Very/Somewhat likely | All Americans ■ Democrats ■ Republicans



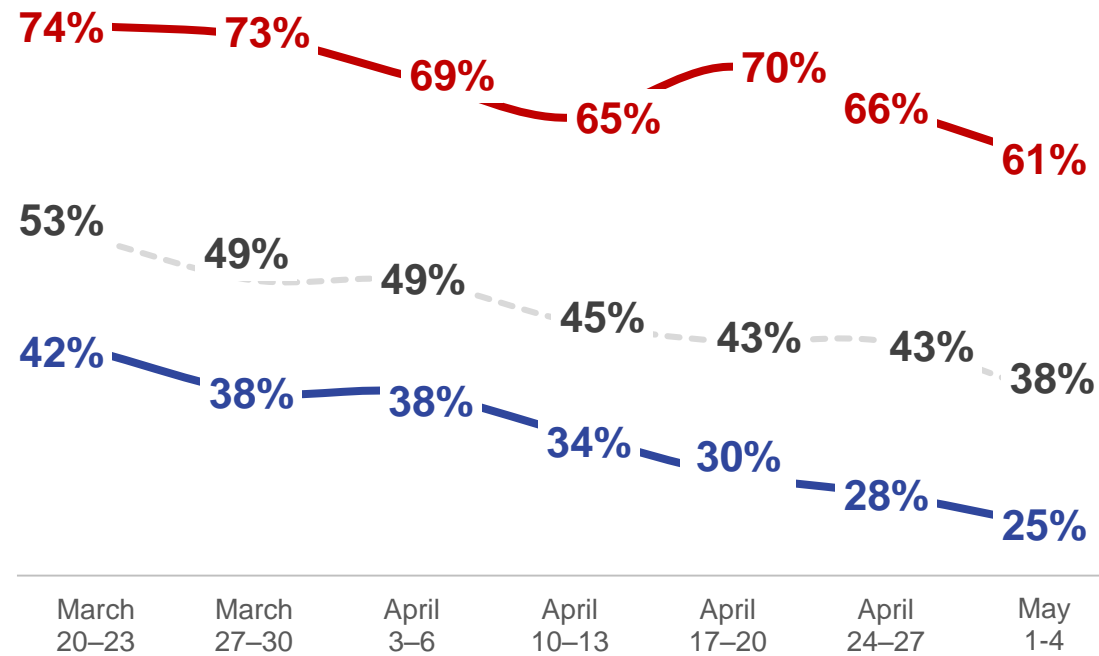
ABC News/Ipsos Poll. Conducted April 29-30, 2020. n=518

Partisan Disparity in Trust in Government

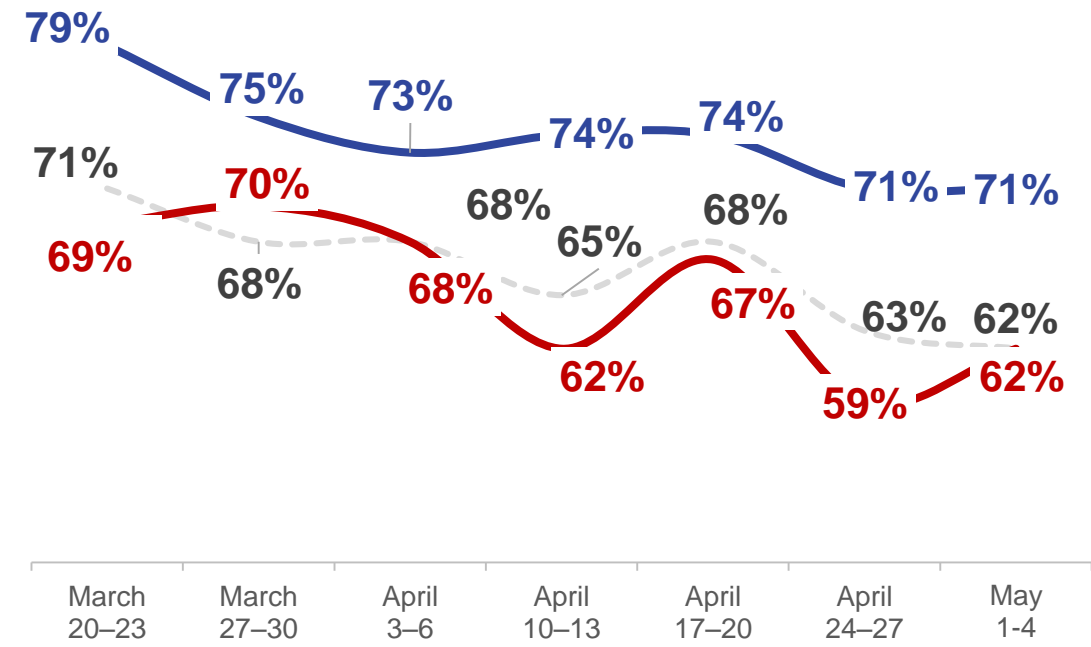
How much trust do you have in each of the following to look out for the best interests of you and your family?

% A great deal/A fair amount ■ Democrats ■ Republicans - - All Americans

Federal government



State government

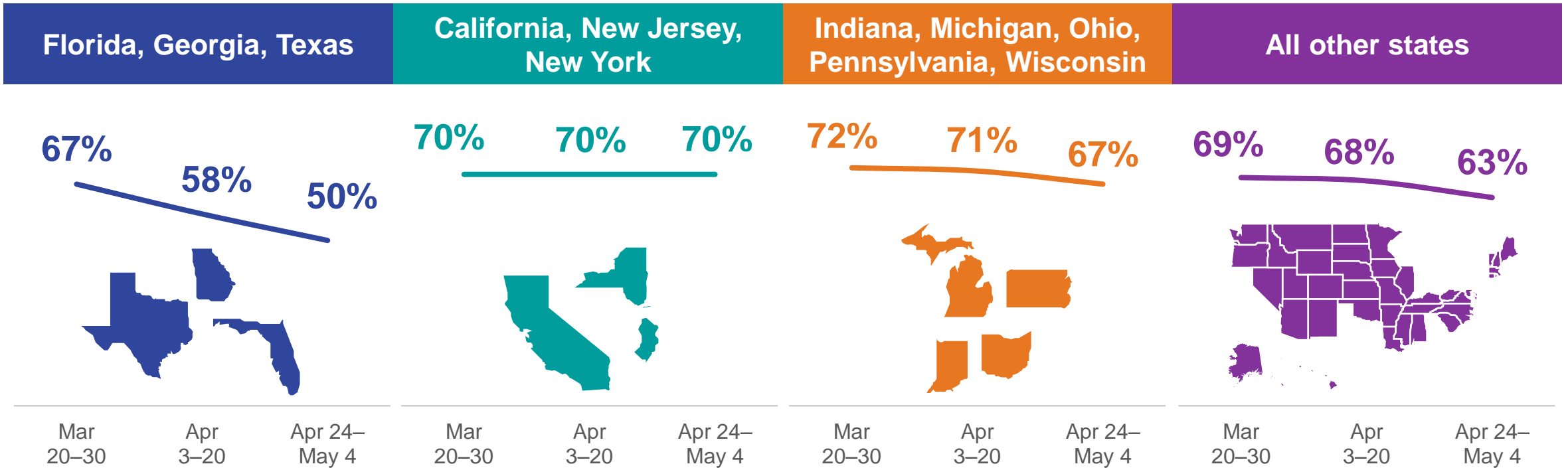


Axios/Ipsos Coronavirus Index. Wave 1, n=1,092; Wave 2, n=998; Wave 3, n=1,355; Wave 4, n=1,136; Wave 5, n=1,098; Wave 6, n=1,021; Wave 7, n=1,021; Wave 8, n=1,012

Decline in Trust in State Governments

How much trust do you have in state government to look out for the best interests of you and your family?

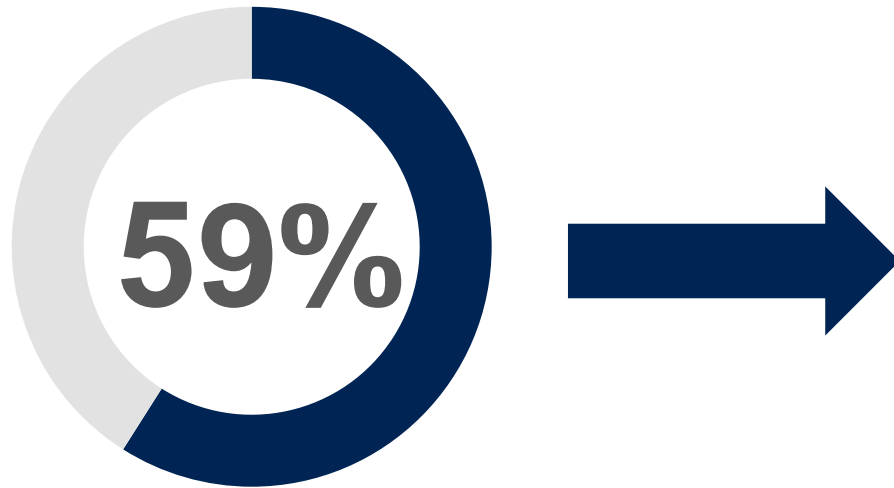
% A great deal/A fair amount



Axios/Ipsos Coronavirus Index. Wave 1, n=1,092; Wave 2, n=998; Wave 3, n=1,355; Wave 4, n=1,136; Wave 5, n=1,098; Wave 6, n=1,021; Wave 7, n=1,021; Wave 8, n=1,012

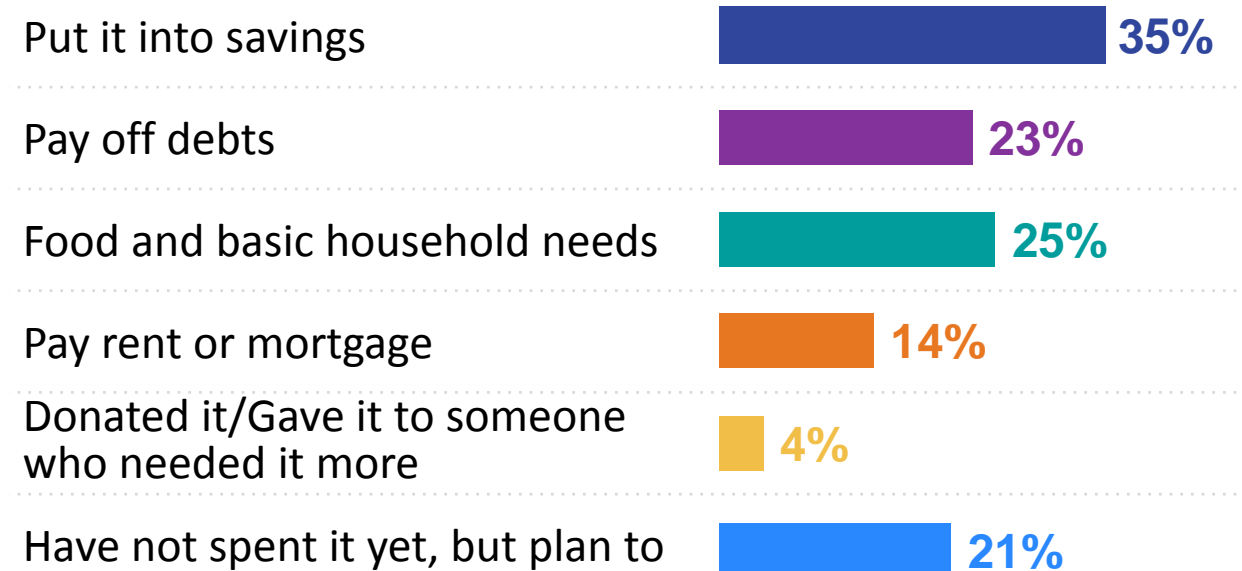
Americans Reporting Receiving Stimulus Money Up 10%

Have you personally experienced the following in the last few weeks? *Receiving stimulus money from the government*



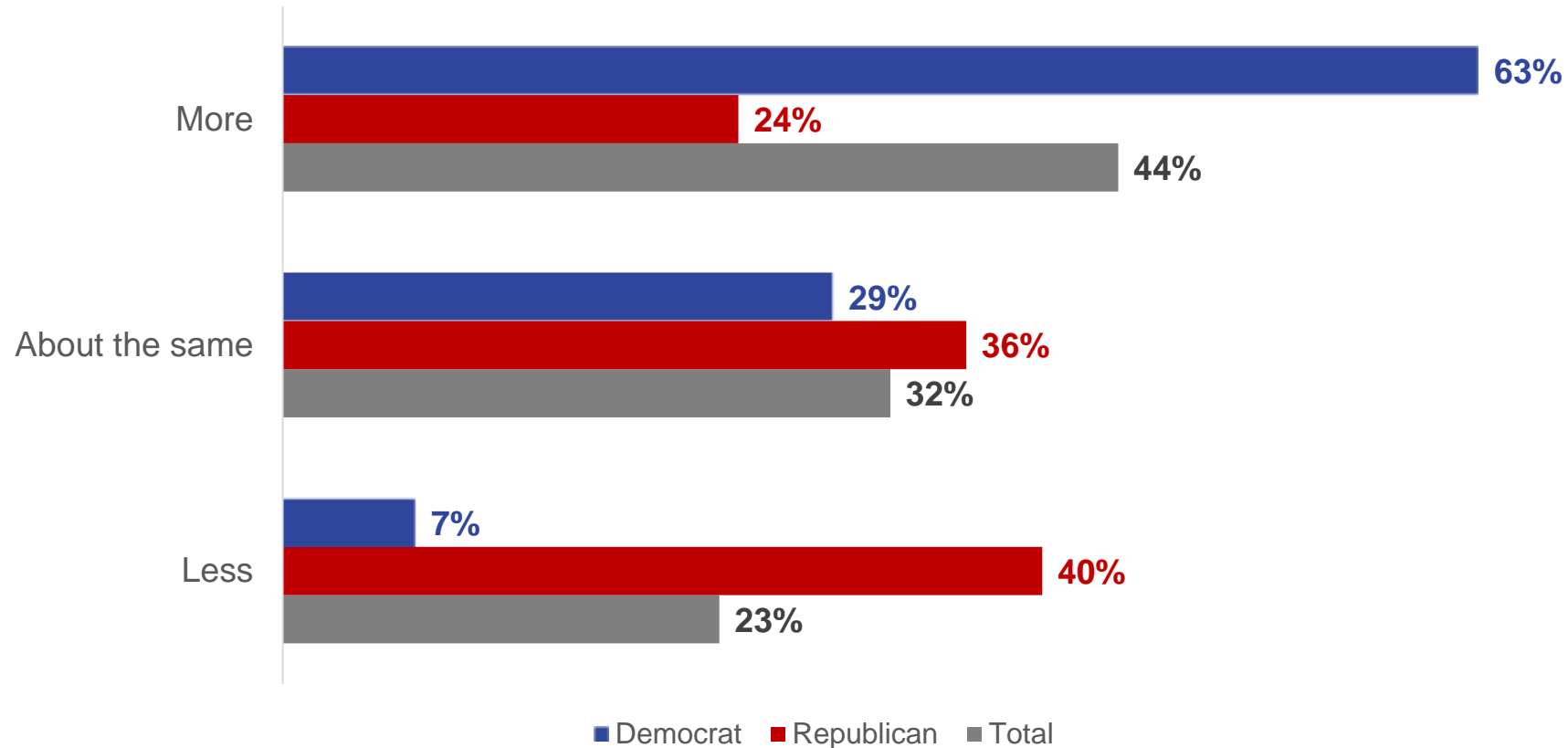
59%
of Americans have received government stimulus money in the last few weeks

How have you spent the stimulus money you received from the government? *(Select all that apply)*



Estimation of Coronavirus Deaths

As of April 30th, around 61,000 Americans have been reported to have died from the coronavirus. Do you believe the actual number of Americans dying from the coronavirus is more, less, or about the same as the number of deaths that have been reported?



Axios/Ipsos Coronavirus Index. Wave 8, n=1,012

PRESIDENTIAL ELECTION

ALL ADULT AMERICANS

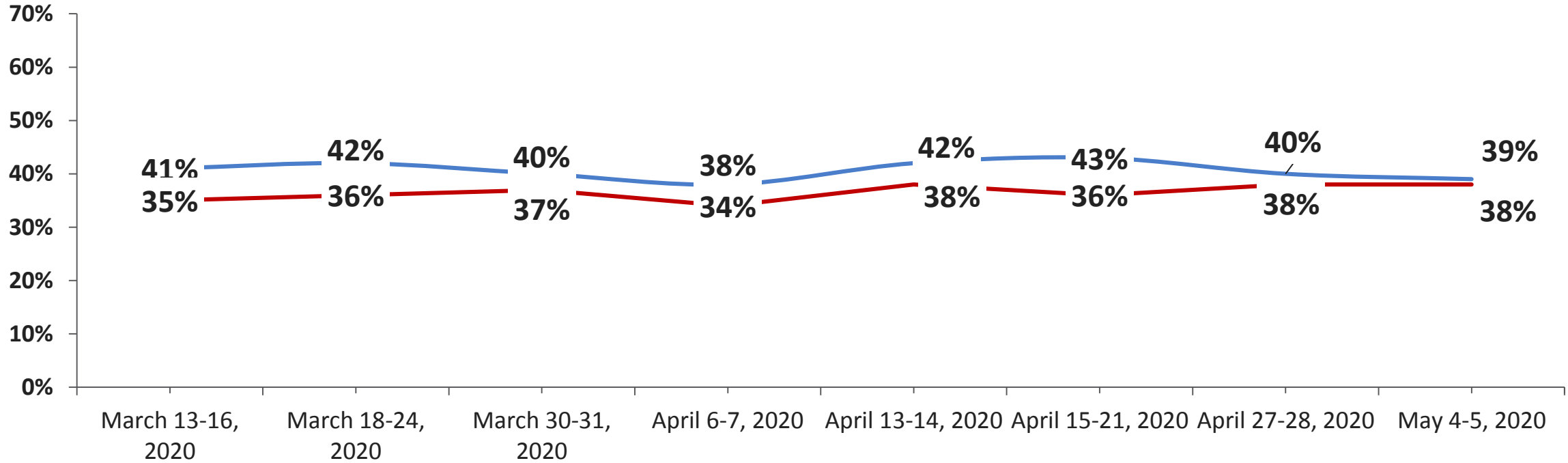
Presidential Ballot Trend

If the 2020 presidential election were being held today and the candidates were as below, for whom would you vote?

If the 2020 presidential election were held today, would you vote for Donald Trump or Joe Biden?



■ Joe Biden
■ Donald Trump



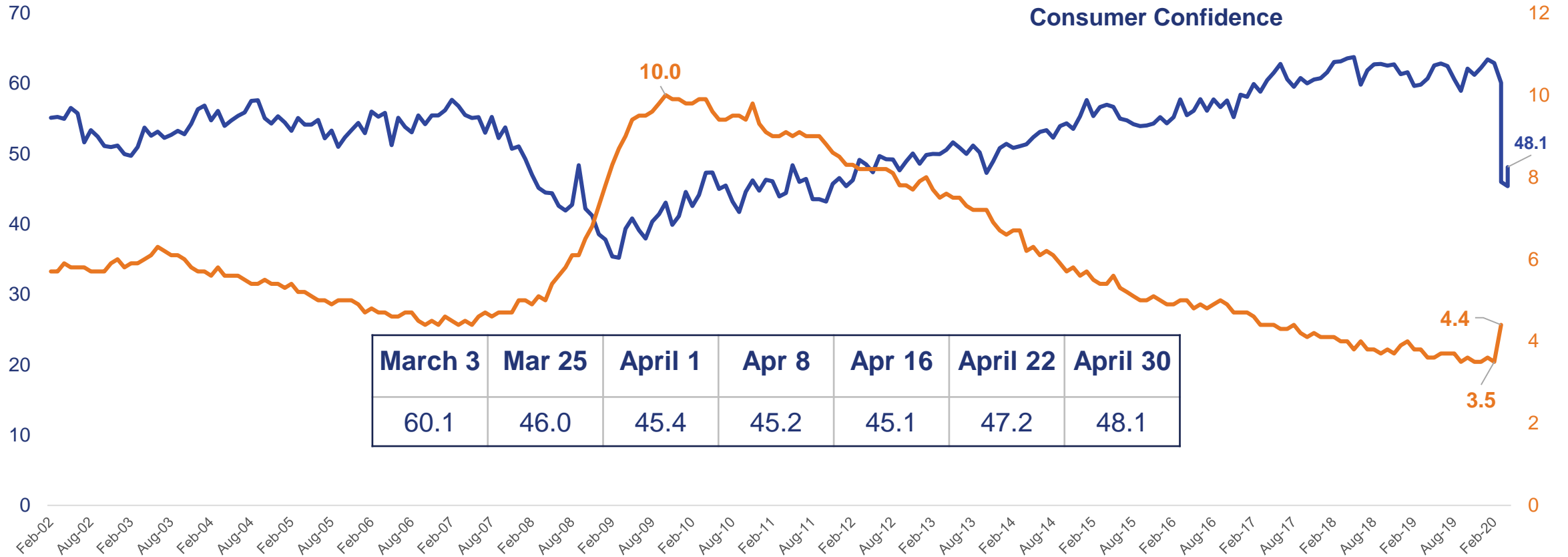
Reuters/Ipsos Data



CONSUMER CONFIDENCE

American Consumer Confidence Holding Steady

American consumer confidence and unemployment 2002-2020

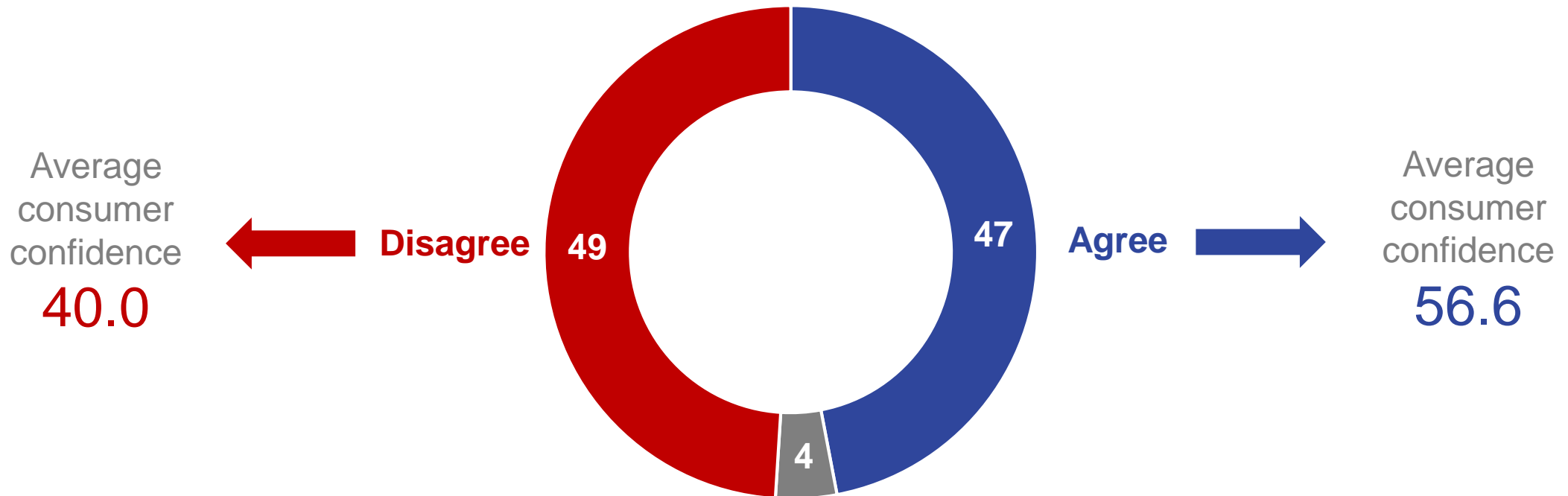


Ipsos Primary Consumer Sentiment Index / US Bureau of Labor Statistics

ALL ADULT AMERICANS

America is Divided by Two Radically Opposed and Equally Prevalent Views of the Future

To what extent do you agree or disagree with each of the following? - The economy will recover quickly once the lockdown is over



Source: Jan 2002- Feb 2011 RBC CASH Index; March 2011 to early March Monthly Refinitiv-Ipsos Primary Consumer Sentiment Index; March 25 2020 to date Ipsos Weekly Consumer Confidence Tracker



Clifford Young

President, Ipsos US Public Affairs

✉ Clifford.Young@ipsos.com

📞 +1 312.375.3328

Cliff Young is President of Ipsos Public Affairs in the United States and also leads Ipsos' global election and polling risk practice.

He is a polling expert with specialties in social and public opinion trends, crisis management, corporate and institution reputation and elections.

Cliff is a contributor to POTUS Radio and has served as an expert commentator on Fox News and NPR, among others.

Cliff is also an adjunct professor at Johns Hopkins SAIS and an instructor at both Columbia University SIPA and University of São Paulo where he teaches courses on public opinion and election forecasting.

(MORE BIO INFO:

<http://spotlight.ipsosna.com/index.php/author/clifford-young/>)

About Ipsos

Ipsos is the third largest market research company in the world, present in 90 markets and employing more than 18,000 people.

Our research professionals, analysts and scientists have built unique multi-specialist capabilities that provide powerful insights into the actions, opinions and motivations of citizens, consumers, patients, customers or employees. Our 75 business solutions are based on primary data coming from our surveys, social media monitoring, and qualitative or observational techniques.

“Game Changers” – our tagline – summarises our ambition to help our 5,000 clients to navigate more easily our deeply changing world.

Founded in France in 1975, Ipsos is listed on the Euronext Paris since July 1st, 1999. The company is part of the SBF 120 and the Mid-60 index and is eligible for the Deferred Settlement Service (SRD).

ISIN code FR0000073298, Reuters ISOS.PA, Bloomberg IPS:FP
www.ipsos.com

Game Changers

In our world of rapid change, the need for reliable information to make confident decisions has never been greater.

At Ipsos we believe our clients need more than a data supplier, they need a partner who can produce accurate and relevant information and turn it into actionable truth.

This is why our passionately curious experts not only provide the most precise measurement, but shape it to provide True Understanding of Society, Markets and People.

To do this we use the best of science, technology and know-how and apply the principles of security, simplicity, speed and substance to everything we do.

So that our clients can act faster, smarter and bolder. Ultimately, success comes down to a simple truth:
You act better when you are sure.