

September 18, 2019

POTUS RADIO

Clifford Young

President, Ipsos Public Affairs

POTUS Radio

CORE POLITICAL

Core Political Data

These are findings from an Ipsos poll conducted

for



date

September 9-10, 2019



For the survey,

a sample of

1,116
Americans

including

992
Registered
Voters

472
Democratic
Registered
Voters

396
Republican
Registered
Voters

85
Independent
Registered
Voters

ages

18+

were interviewed online

Core Political Data

The precision of the Reuters/Ipsos online polls is measured using a credibility interval.

In this case, the poll has a credibility interval of plus or minus the following percentage points



For more information about credibility intervals, please see the appendix.

Core Political Data

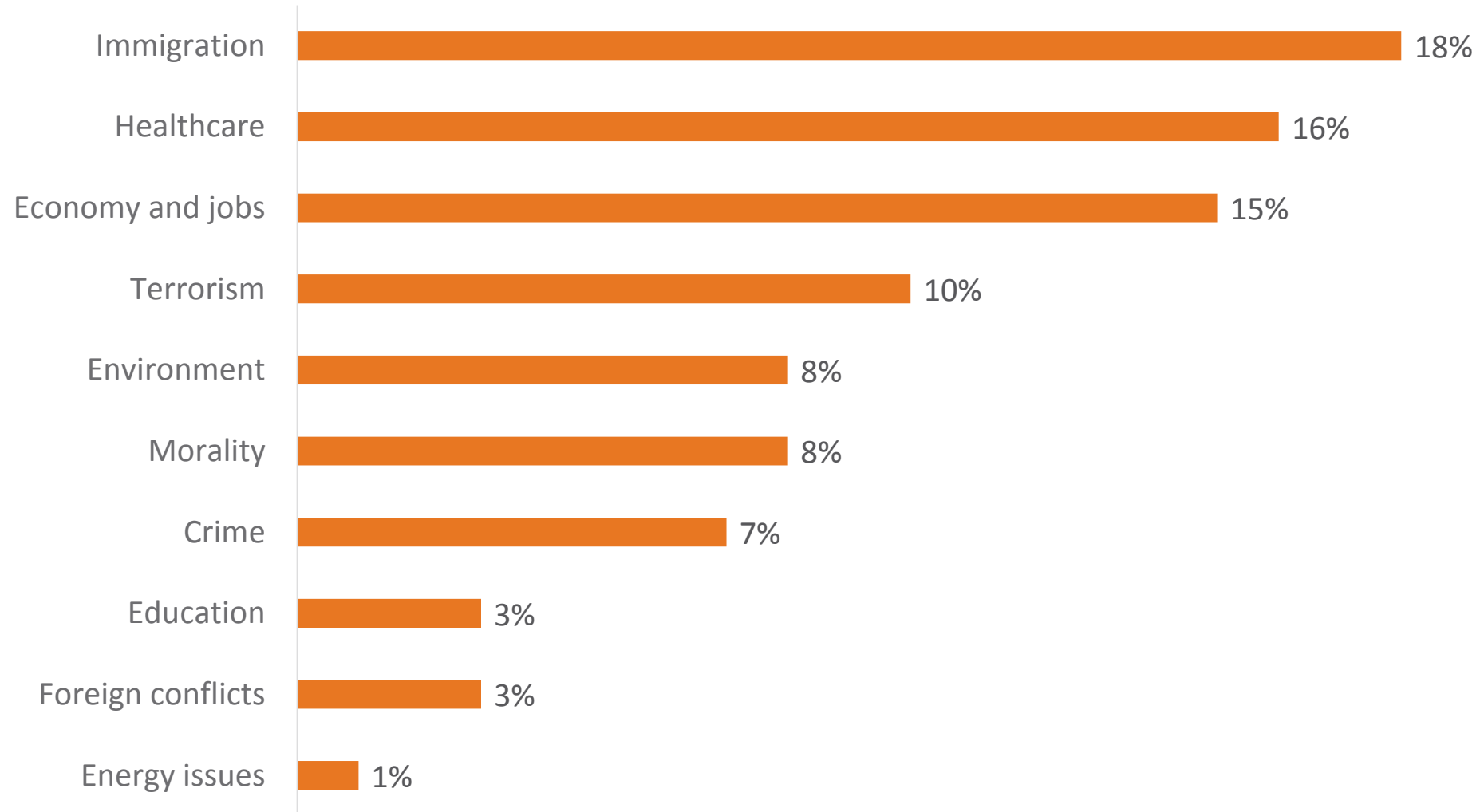
- The data were weighted to the U.S. current population data by:

- Gender
- Age
- Education
- Ethnicity
- Region

- Statistical margins of error are not applicable to online polls.
- All sample surveys and polls may be subject to other sources of error, including, but not limited to coverage error and measurement error.
- Figures marked by an asterisk (*) indicate a percentage value of greater than zero but less than one half of one per cent.
- Where figures do not sum to 100, this is due to the effects of rounding.
- *To see more information on this and other Reuters/Ipsos polls, please visit: <http://polling.reuters.com/>*

Main Problems

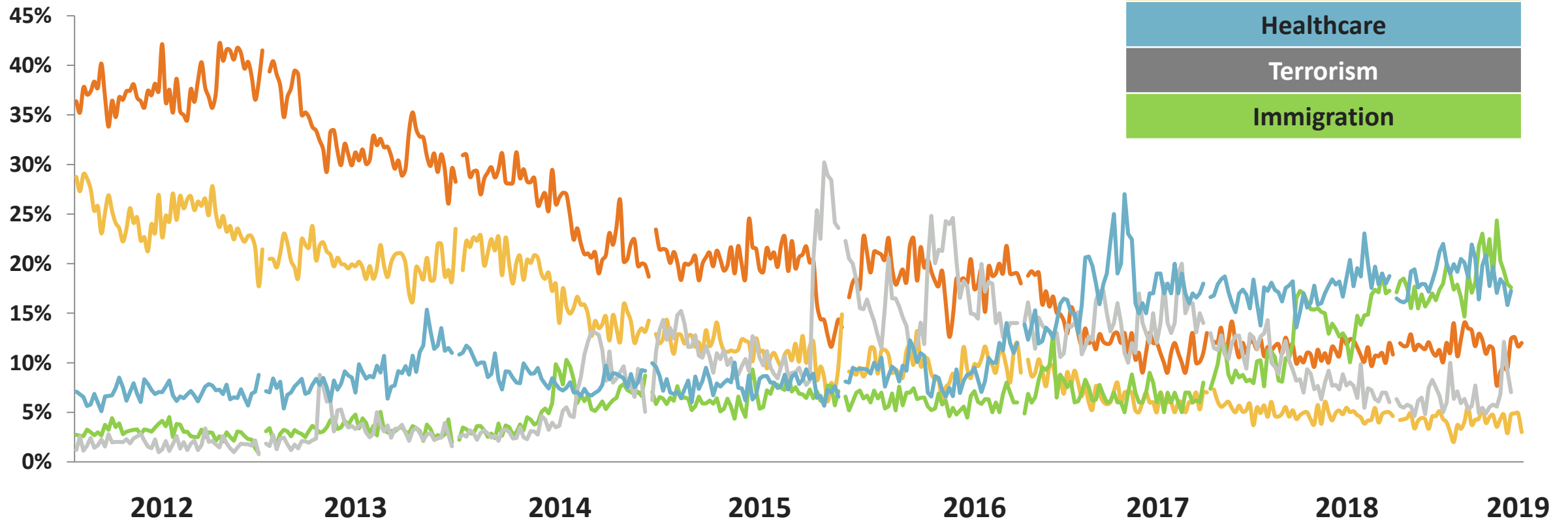
In your opinion, what is the most important problem facing the US today?



ALL ADULT AMERICANS

Most Important Problem Facing America

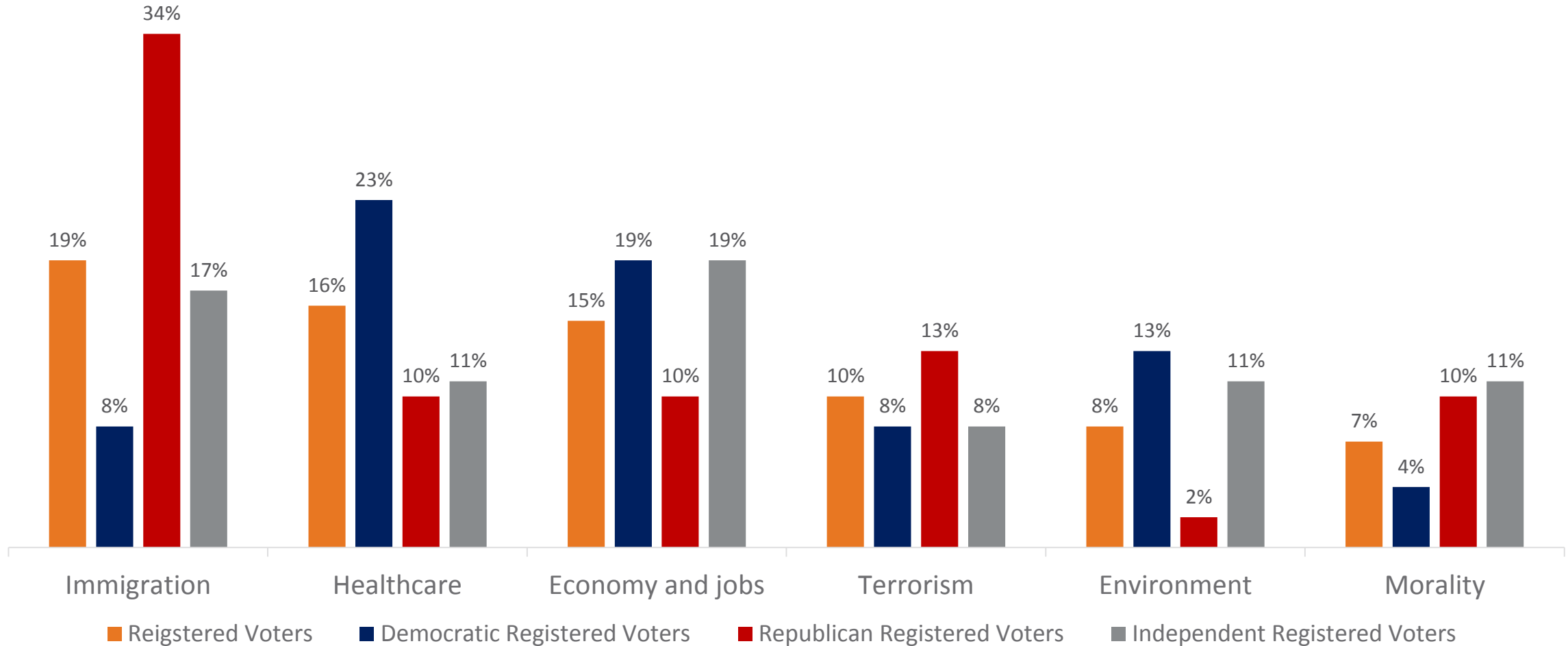
In your opinion, what is the most important problem facing the U.S. today?



ALL REGISTERED VOTERS

Parties are split on their top issues

In your opinion, what is the most important problem facing the US today?

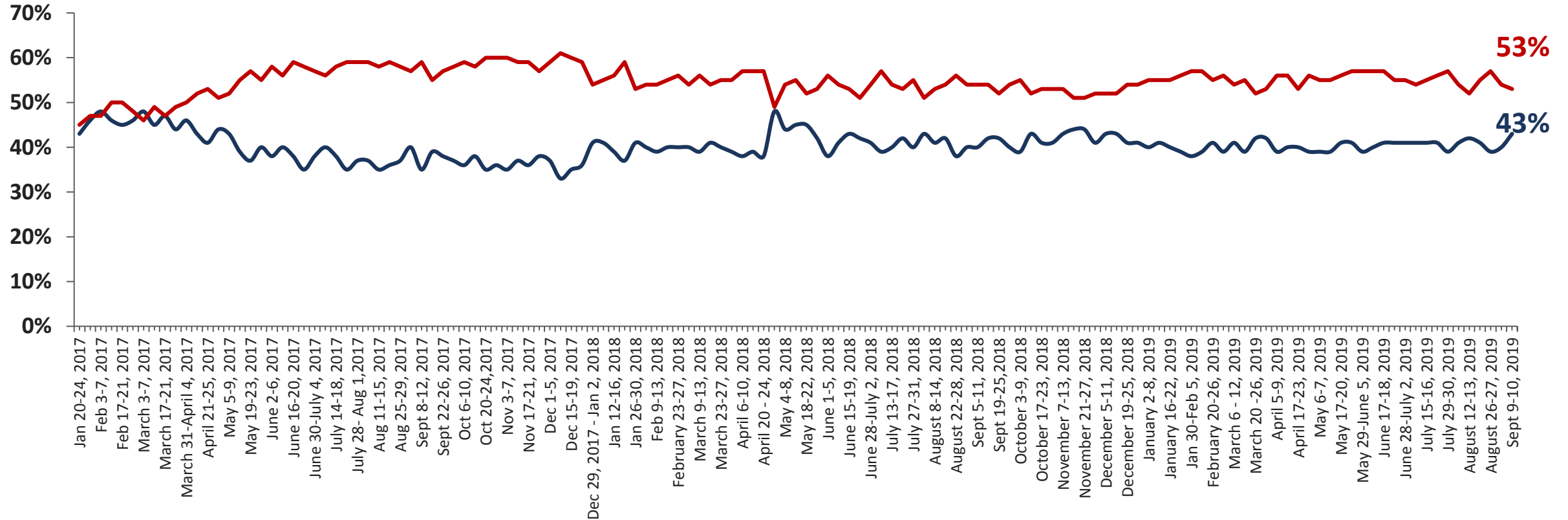


ALL ADULT AMERICANS

Donald Trump's Weekly Approval



Overall, do you approve or disapprove of the way Donald Trump is handling his job as President?



Donald Trump's Approval



Overall, do you approve or disapprove of the way Donald Trump is handling his job as President?

Is that strongly (approve/disapprove) or somewhat (approve/disapprove)? (Asked of those who selected "approve" or "disapprove")

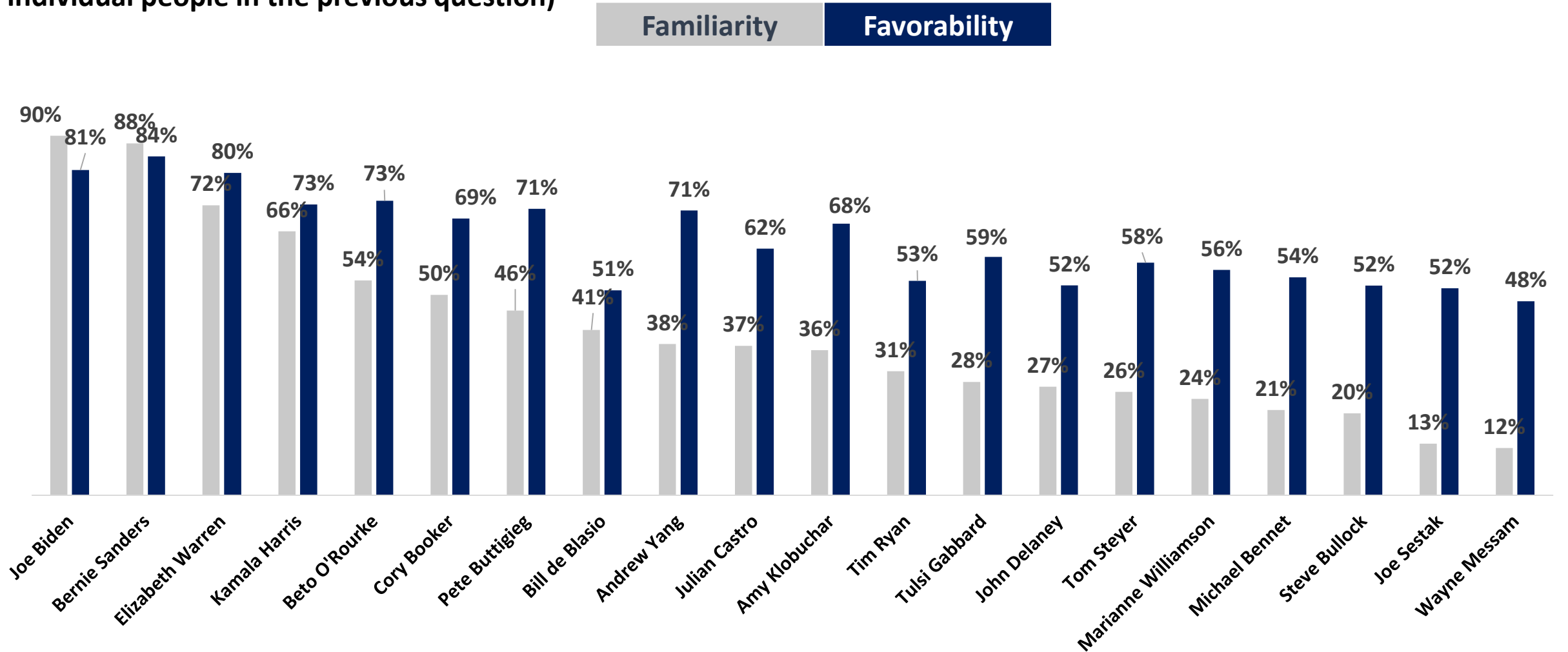
Q2b. If you had to choose, do you lean more towards approve or disapprove? (Asked of those who selected "don't know")

| | All Adults | Registered Voters | Democratic Registered Voters | Republican Registered Voters | Independent Registered Voters |
|--------------------------------|------------|-------------------|------------------------------|------------------------------|-------------------------------|
| Strongly approve | 24% | 26% | 4% | 54% | 14% |
| Somewhat approve | 16% | 16% | 5% | 29% | 19% |
| Lean towards approve | 2% | 2% | 2% | 1% | 5% |
| Lean towards disapprove | 2% | 2% | 2% | 2% | 2% |
| Somewhat disapprove | 13% | 12% | 15% | 7% | 15% |
| Strongly disapprove | 38% | 39% | 71% | 4% | 39% |
| Not sure | 5% | 3% | 2% | 2% | 6% |
| TOTAL APPROVE | 43% | 44% | 11% | 84% | 38% |
| TOTAL DISAPPROVE | 53% | 53% | 88% | 14% | 56% |

2020 DEMOCRATIC UPDATE

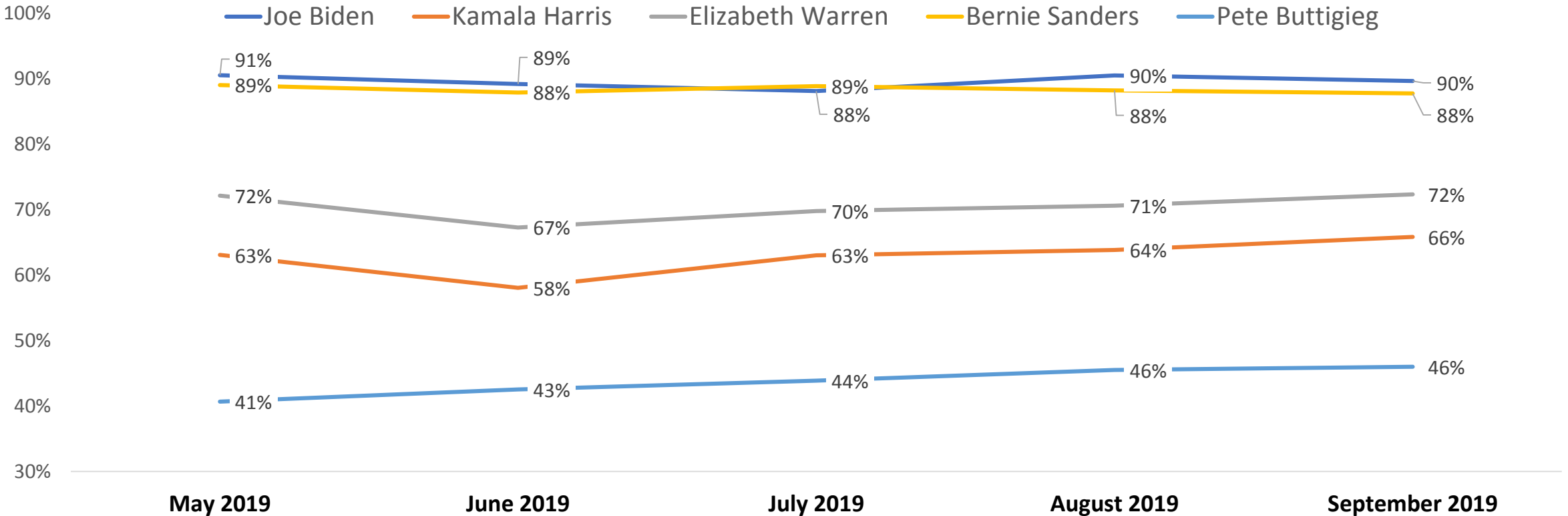
2020 Democratic Presidential Candidates

How familiar are you with the following public figures, taking into account all the ways you may have heard about them?
Would you say you are generally favorable or unfavorable towards these public figures? (Asked only of those aware of the individual people in the previous question)



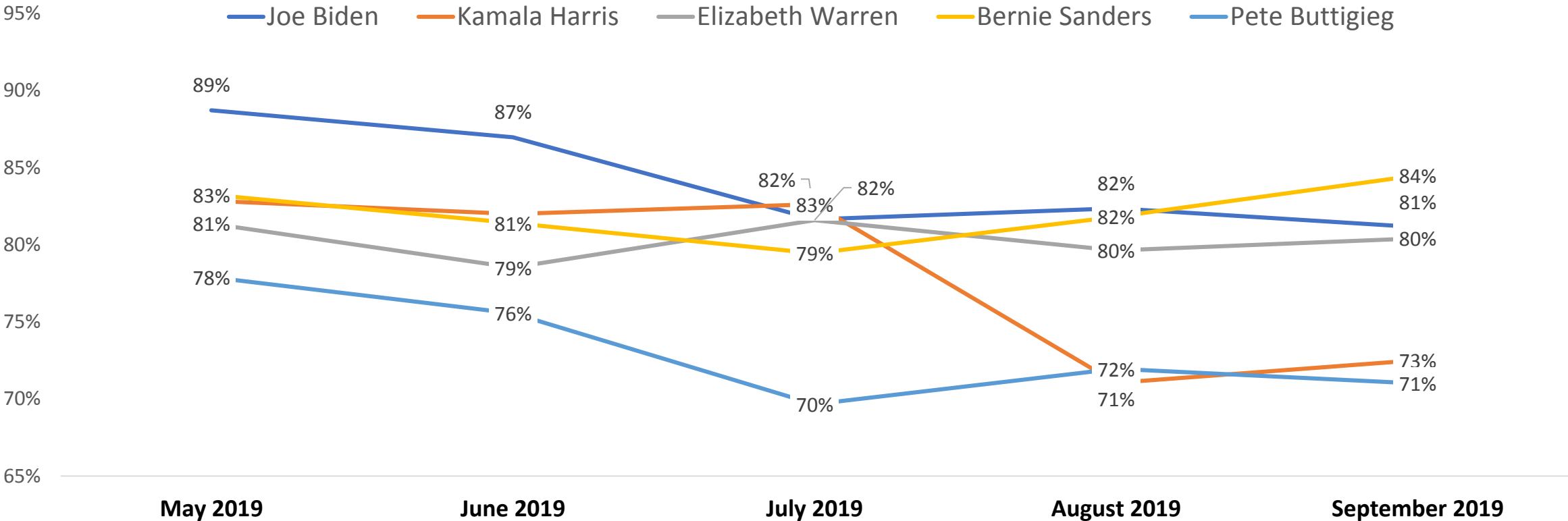
Familiarity Trend

How familiar are you with the following public figures, taking into account all the ways you may have heard about them?



Favorability Trend

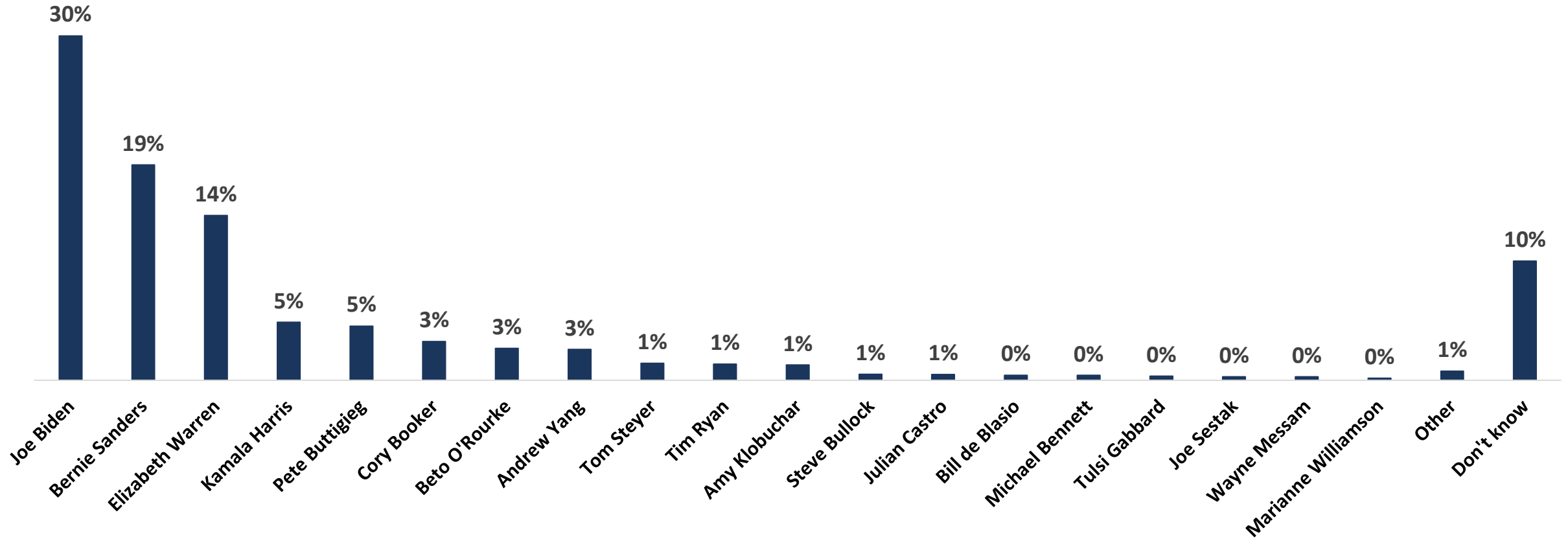
Would you say you are generally favorable or unfavorable towards these public figures? (Asked only of those aware of the individual people in the previous question)



DEMOCRATIC REGISTERED VOTERS

2020 Democratic Primary Horserace

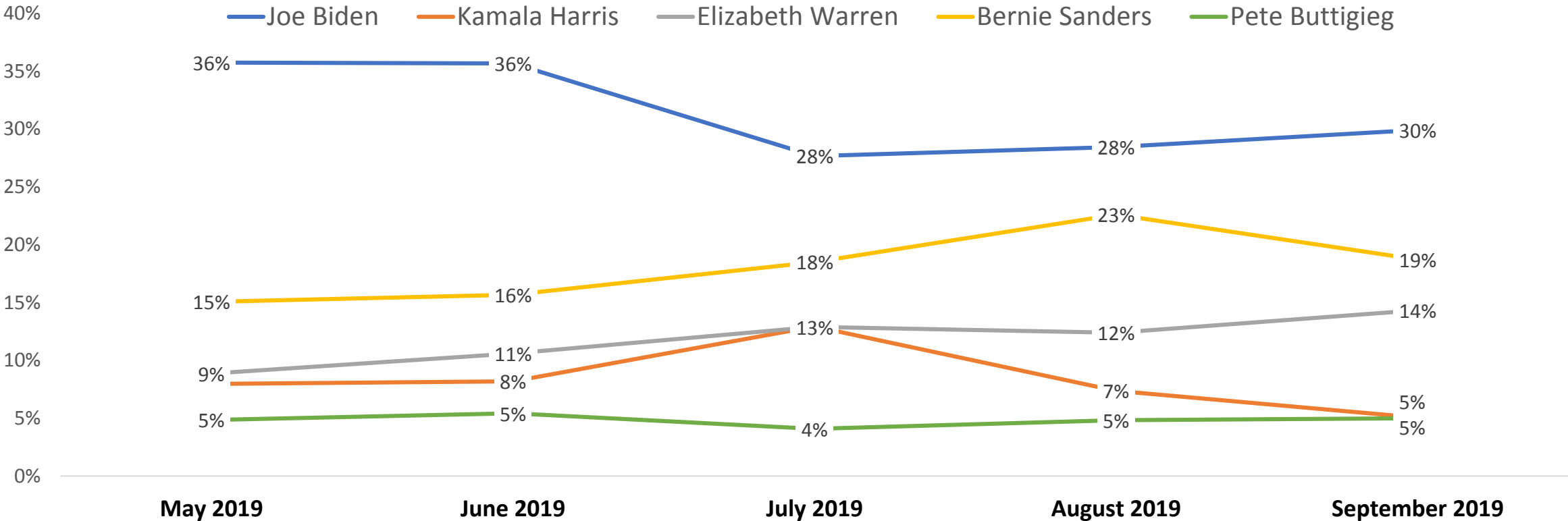
If the 2020 Democratic presidential primary election were held today, and you had to choose from the list of candidates below, for whom would you vote?



DEMOCRATIC REGISTERED VOTERS

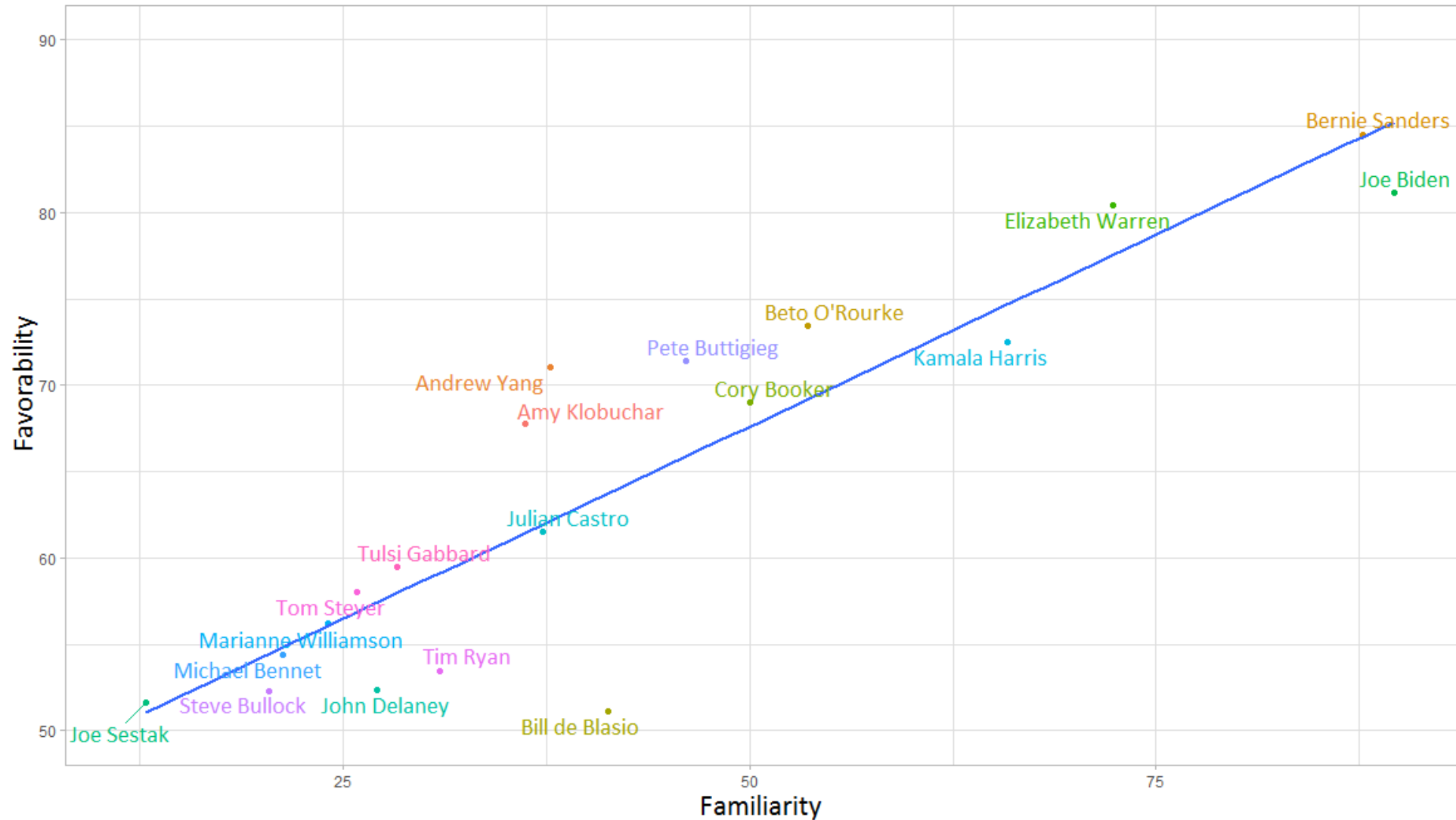
2020 Democratic Primary Horseshoe - Trend

If the 2020 Democratic presidential primary election were held today, and you had to choose from the list of candidates below, for whom would you vote?



FAMILIARITY & FAVORABILITY AMONG DEMOCRATIC REGISTERED VOTERS

2020 Democratic Presidential Candidates – Familiarity vs. Favorability



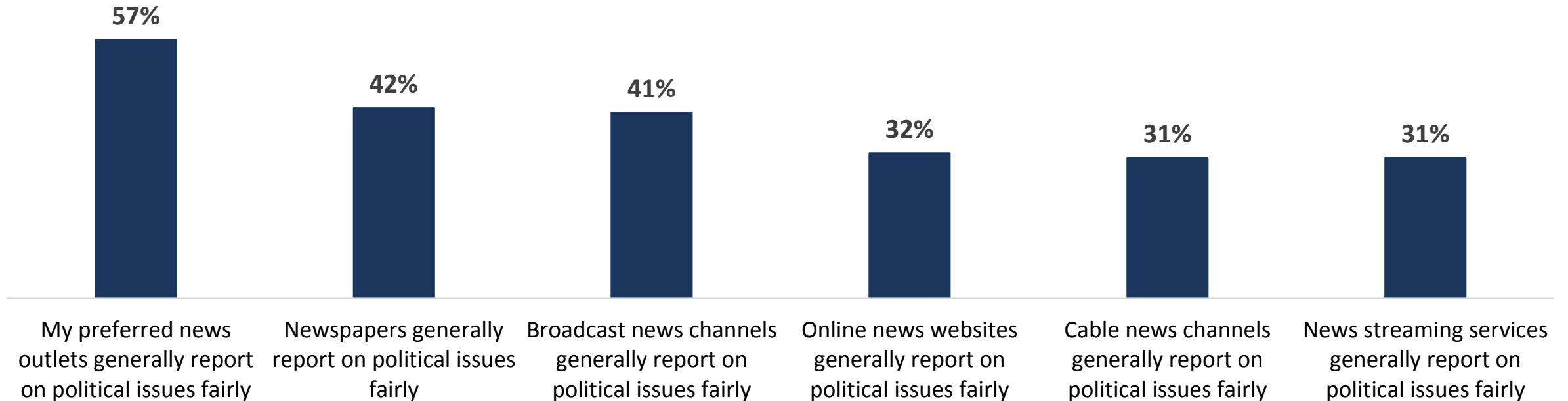
Ipsos/Reuters Poll conducted among Democratic registered voters, September 2019

POLITICAL BIAS IN MEDIA

Less than half of Americans believe newspapers cover political issues fairly. Even less for online, cable news, and news streaming services.

Do you agree or disagree with the following statements?

Total agree

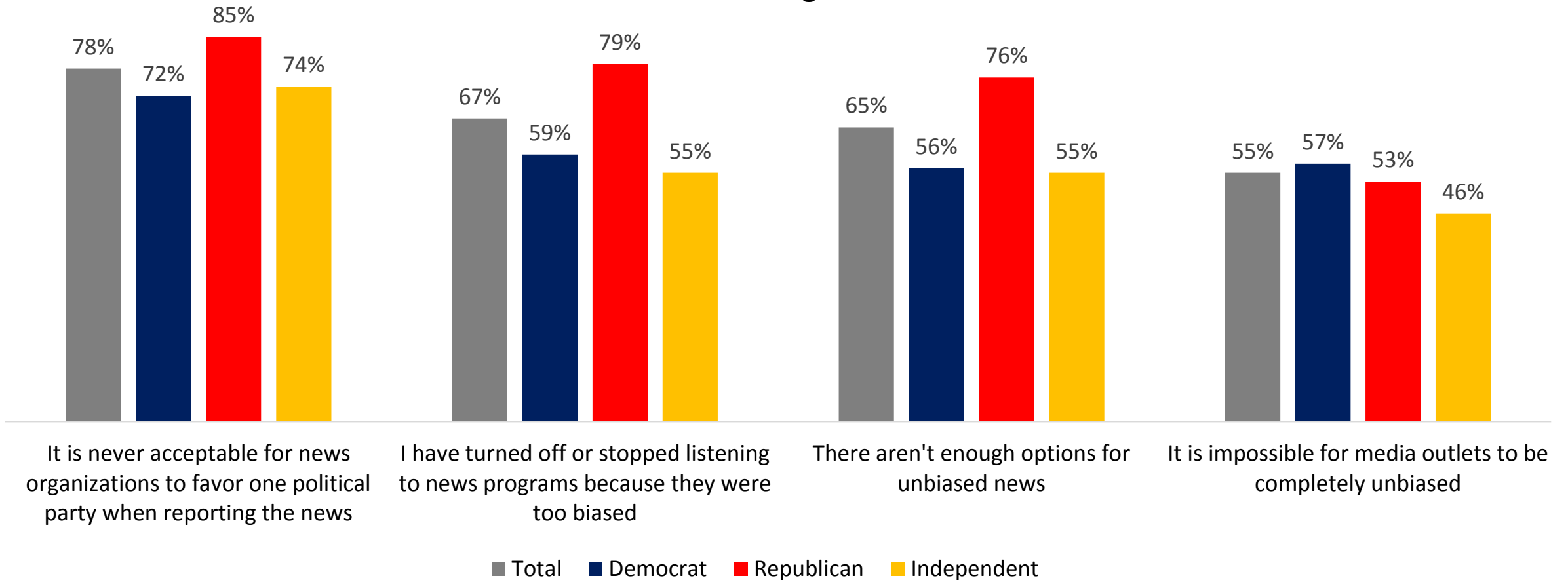


Ipsos poll conducted between July 12-15, 2019 on behalf of Newsy among 2,034 adults age 18+ from the continental U.S. Alaska and Hawaii

Republicans are generally less trusting of news media than Democrats, but both parties agree that it is impossible for media to be completely unbiased.

Do you agree or disagree with the following statements?

Total agree



Ipsos poll conducted between July 12-15, 2019 on behalf of Newsy among 2,034 adults age 18+ from the continental U.S. Alaska and Hawaii



Clifford Young

President, Ipsos US Public Affairs

✉ Clifford.Young@ipsos.com

📞 +1 312.375.3328

Cliff Young is President of Ipsos Public Affairs in the United States and also leads Ipsos' global election and polling risk practice. He is a polling expert with specialties in social and public opinion trends, crisis management, corporate and institution reputation and elections. Cliff is a contributor to POTUS Radio and has served as an expert commentator on Fox News and NPR, among others. Cliff is also an adjunct professor at Johns Hopkins SAIS and an instructor at both Columbia University SIPA and University of São Paulo where he teaches courses on public opinion and election forecasting.

(MORE BIO INFO: <http://spotlight.ipsosna.com/index.php/author/clifford-young/>)