



Scottish Public Opinion Monitor

February 2013

SCOTTISH PUBLIC OPINION MONITOR
Understanding Scotland

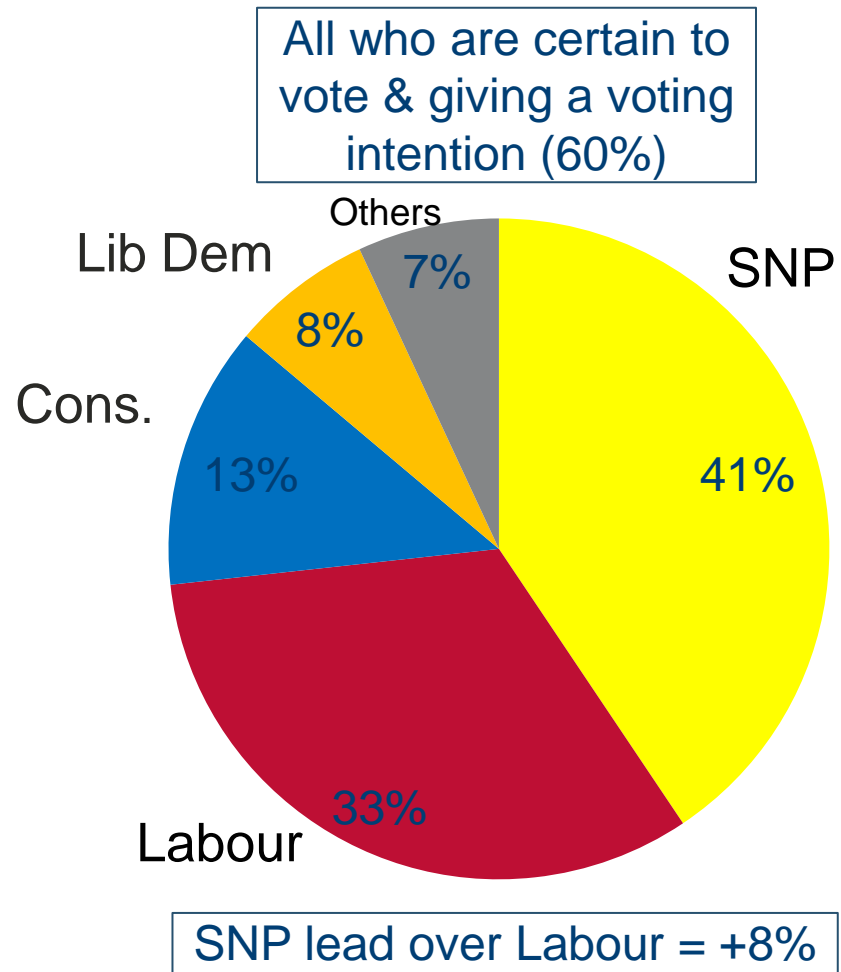
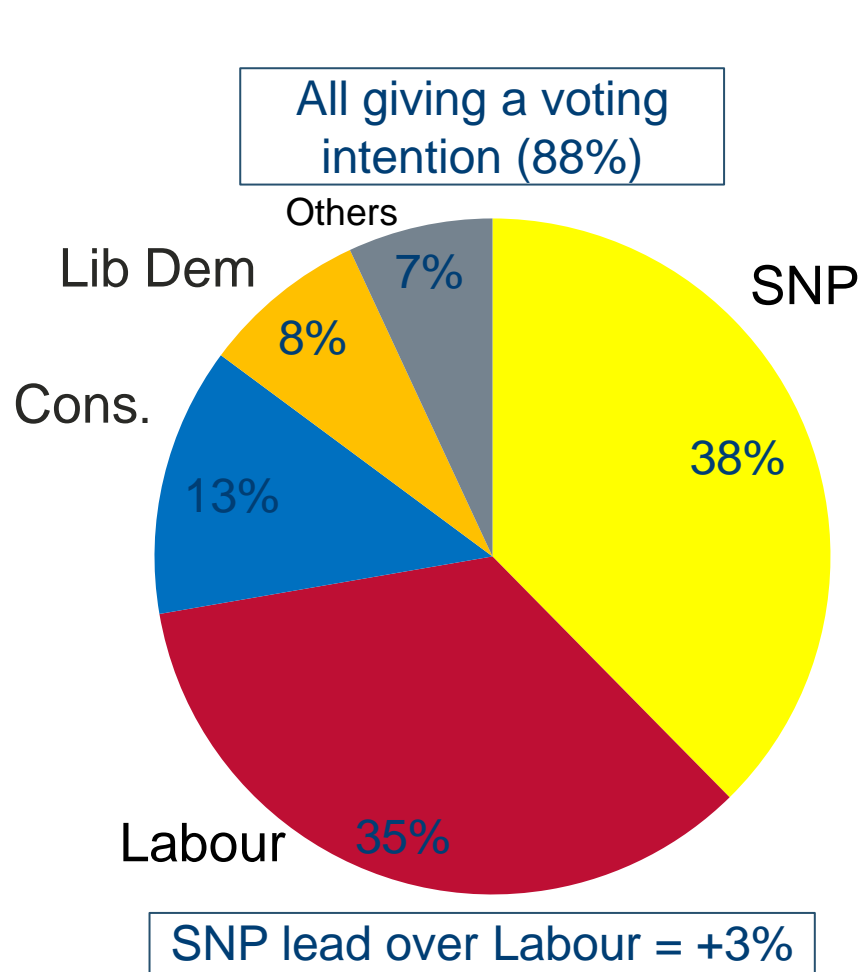
Ipsos MORI



Scottish Parliament voting

The SNP has a eight point lead over Labour among those certain to vote in a Scottish Parliament election...

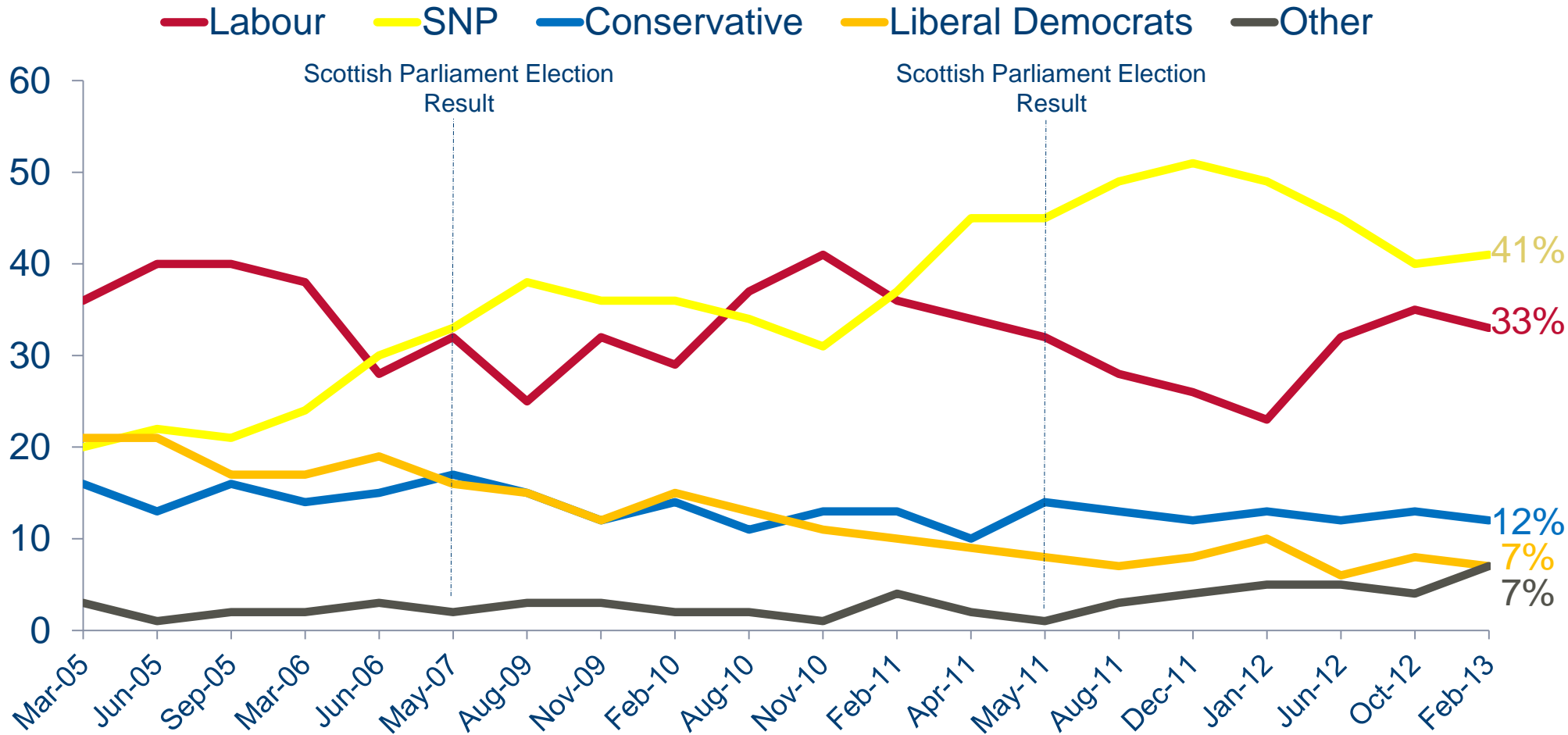
Q. If there were elections to the Scottish Parliament tomorrow, how would you use your first vote?



Base: All giving a voting intention (888); all certain to vote and giving a voting intention (602). Data collected among 1,003 Scottish adults 18+, 4-9 February 2013

... increasing the gap that had been closing throughout 2012

Q. If there were elections to the Scottish Parliament tomorrow, how would you use your first vote?



Base: All certain to vote. Data collected among c1,000 Scottish adults.

- This presents the topline results from Scotland
- Results are based on a survey of 1,003 respondents conducted by telephone
- Fieldwork dates: 4th February – 9th February 2013
- Data are weight by: age, sex and working status using census data; tenure using SHS data; and public-private sector employment using Scottish Government Quarterly Public Sector Employment series data
- Where results do not sum to 100%, this may be due to computer rounding, multiple responses, or the exclusion of “don’t know” categories
- Results are based on all respondents (1,003) unless otherwise stated





Thank you

mark.diffley@ipsos.com | 0131 240 3269

christopher.mclean@ipsos.com | 0131 240 3264

Ipsos MORI

SCOTTISH PUBLIC OPINION MONITOR
Understanding Scotland



@IpsosMORIScot