



# *Scottish Public Spending Poll*

**Conducted by Ipsos MORI on behalf of BBC Scotland**

**B B C** Scotland

**Ipsos MORI**



*“Scotland needs to decide what form and shape of public services it desires and can afford”*

**Crawford W. Beveridge CBE**

**Chair, Independent Budget Review**

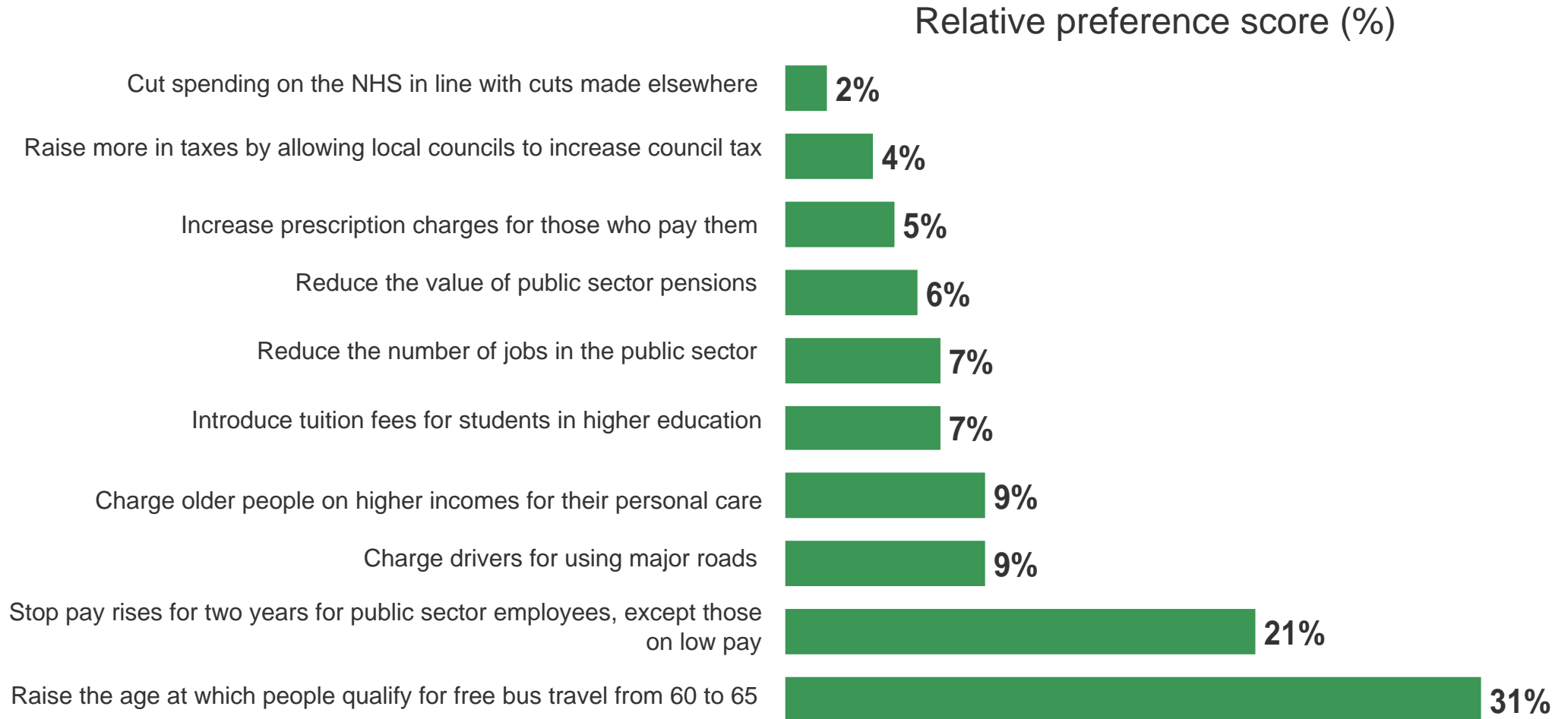
*Public preferences for the Independent  
Budget Review recommendations*

## Public preferences for the Independent Budget Review recommendations – overall preference ranking

IBR recommendation	Estimated savings over review period
Cut spending on the NHS in line with cuts made elsewhere	Reduce cuts to other services
Raise more in taxes by allowing local councils to increase the council tax	£490m
Increase prescription charges for those who pay them	£32m
Reduce the value of public sector pensions	-
Reduce the number of jobs in the public sector	£920m-£1.6bn
Introduce tuition fees for students in higher education	c£200m p/a
Charge older people on higher incomes for their personal care	£119m-£647m
Charge drivers for using major roads	-
Stop pay rises for two years for public sector employees, except those on low pay	£200m
Raise the age at which people qualify for free bus travel from 60 to 65	£279m

# Public preferences for the Independent Budget Review recommendations

Q The Scottish Government will have to face difficult financial choices in the next few months. It will either have to spend less or raise more money through taxes and charges. For each of the following pairs of choices, I would like you to choose your preferred option.

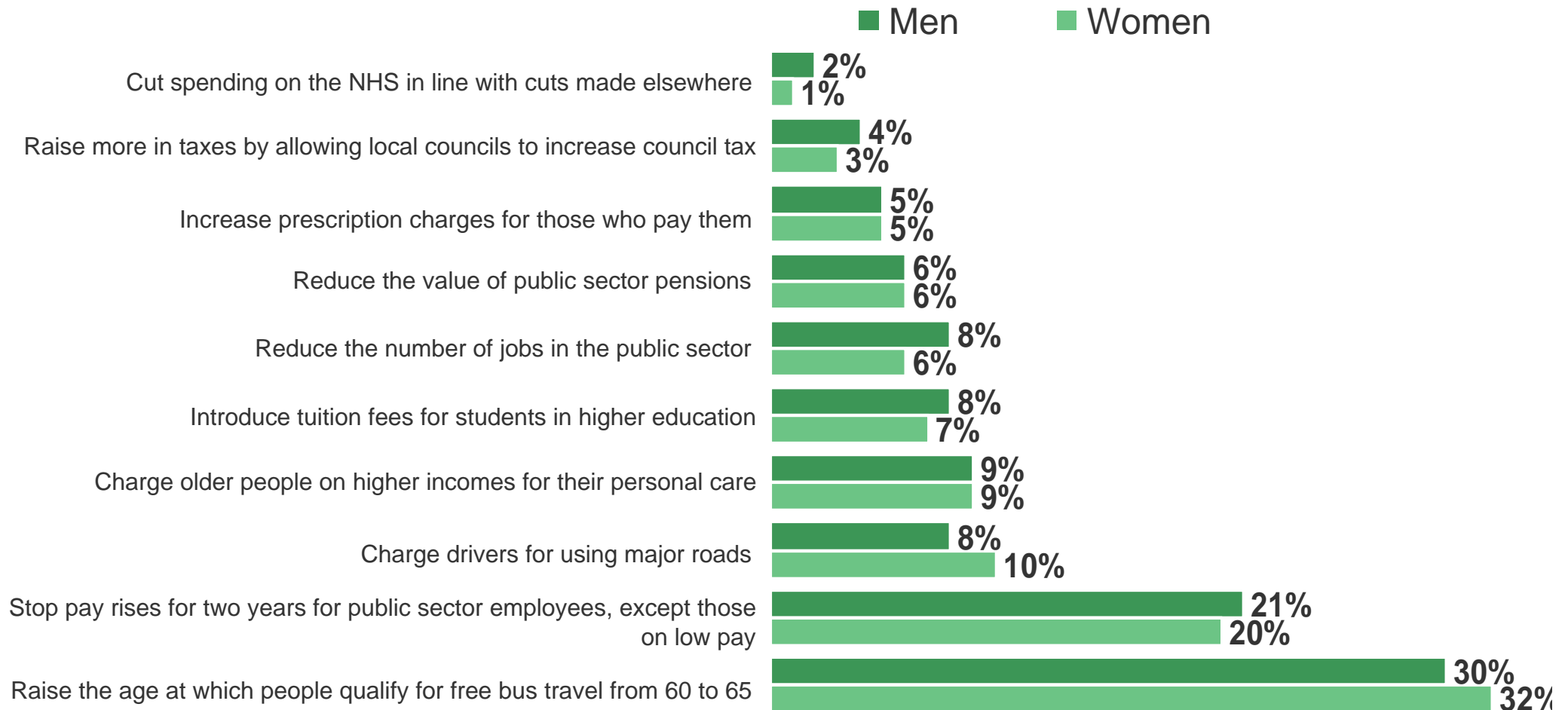


Base: 1,000 Scottish adults, 17<sup>th</sup> to 22<sup>nd</sup> September 2010

Source: Ipsos MORI

# Public preferences for the Independent Budget Review recommendations by gender

Q The Scottish Government will have to face difficult financial choices in the next few months. It will either have to spend less or raise more money through taxes and charges. For each of the following pairs of choices, I would like you to choose your preferred option.

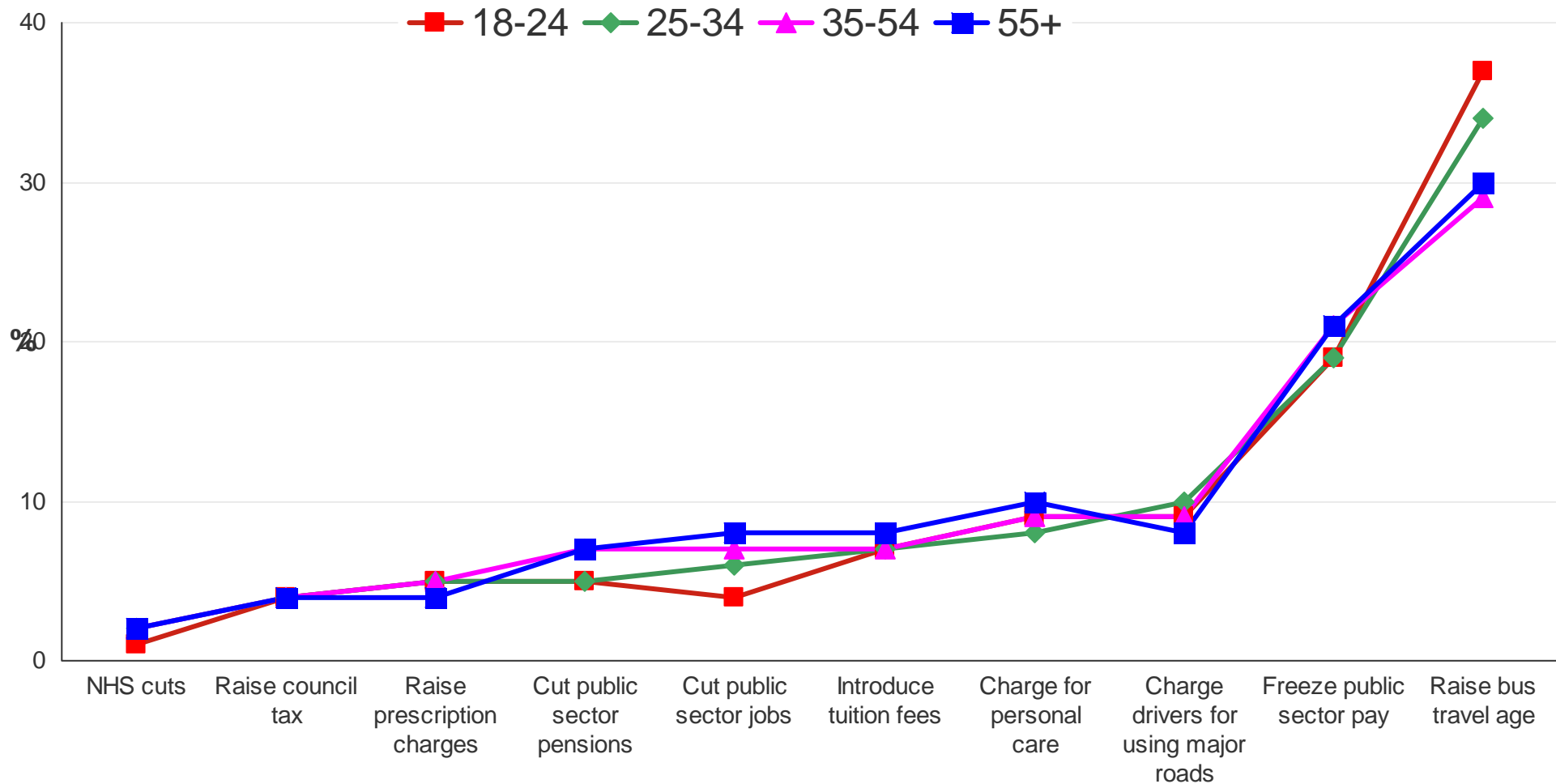


Base: 1,000 Scottish adults, 17<sup>th</sup> to 22<sup>nd</sup> September 2010

Source: Ipsos MORI

# Public preferences for the Independent Budget Review recommendations by age

Q The Scottish Government will have to face difficult financial choices in the next few months. It will either have to spend less or raise more money through taxes and charges. For each of the following pairs of choices, I would like you to choose your preferred option.



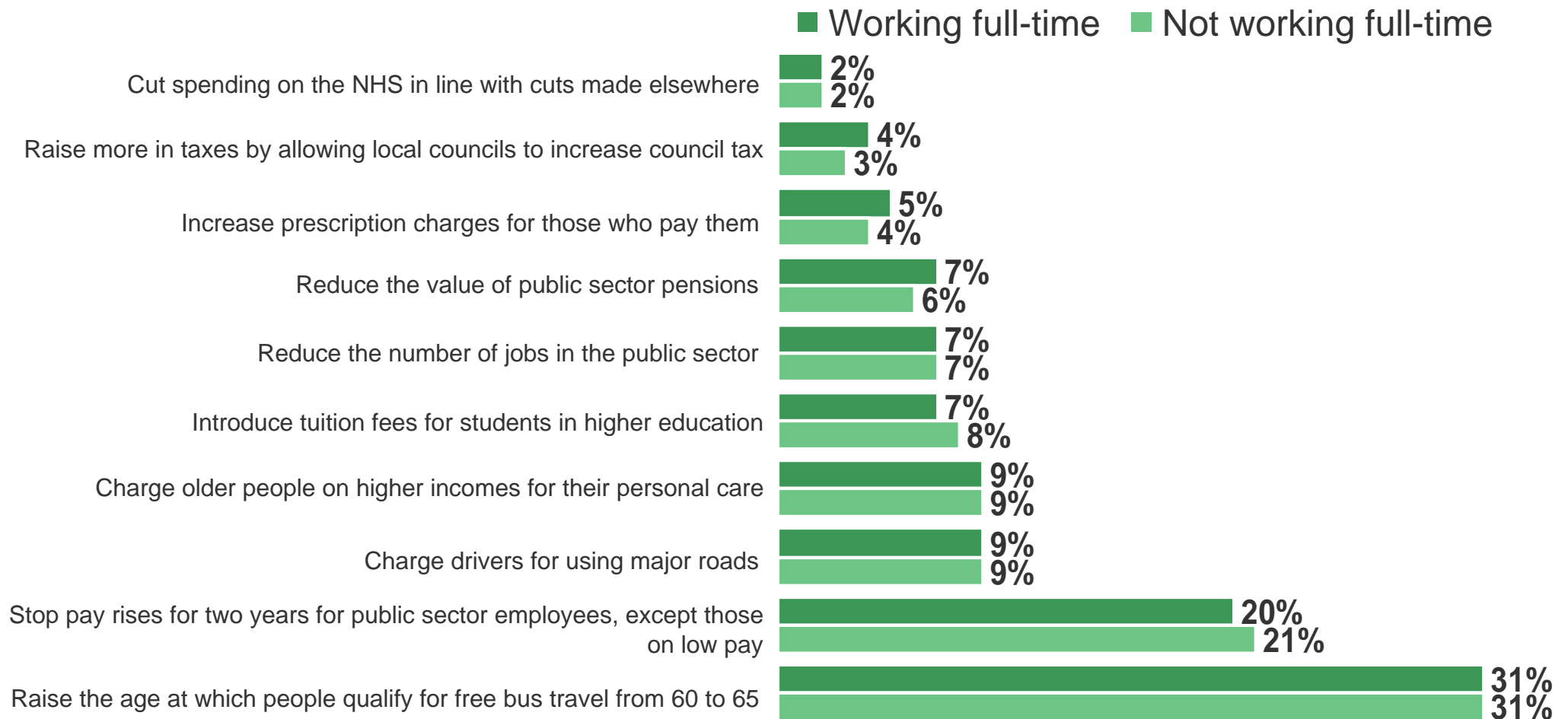
Base: 1,000 Scottish adults, 17<sup>th</sup> to 22<sup>nd</sup> September 2010. Each pairing presented to 200 respondents

Source: Ipsos MORI



# Public preferences for the Independent Budget Review recommendations by working status

Q The Scottish Government will have to face difficult financial choices in the next few months. It will either have to spend less or raise more money through taxes and charges. For each of the following pairs of choices, I would like you to choose your preferred option.



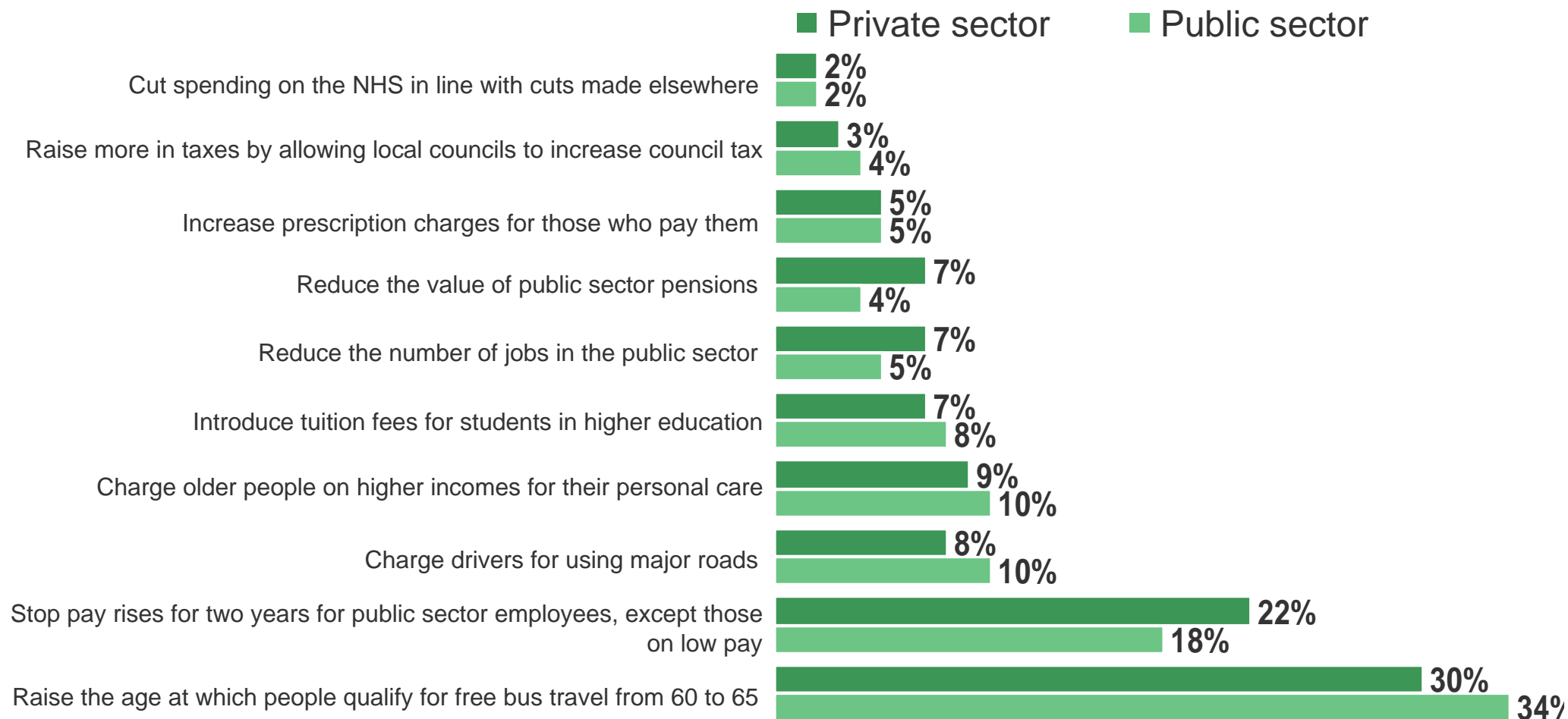
Base: 1,000 Scottish adults, 17<sup>th</sup> to 22<sup>nd</sup> September 2010

Source: Ipsos MORI



# Public preferences for the Independent Budget Review recommendations by employment sector

Q The Scottish Government will have to face difficult financial choices in the next few months. It will either have to spend less or raise more money through taxes and charges. For each of the following pairs of choices, I would like you to choose your preferred option.

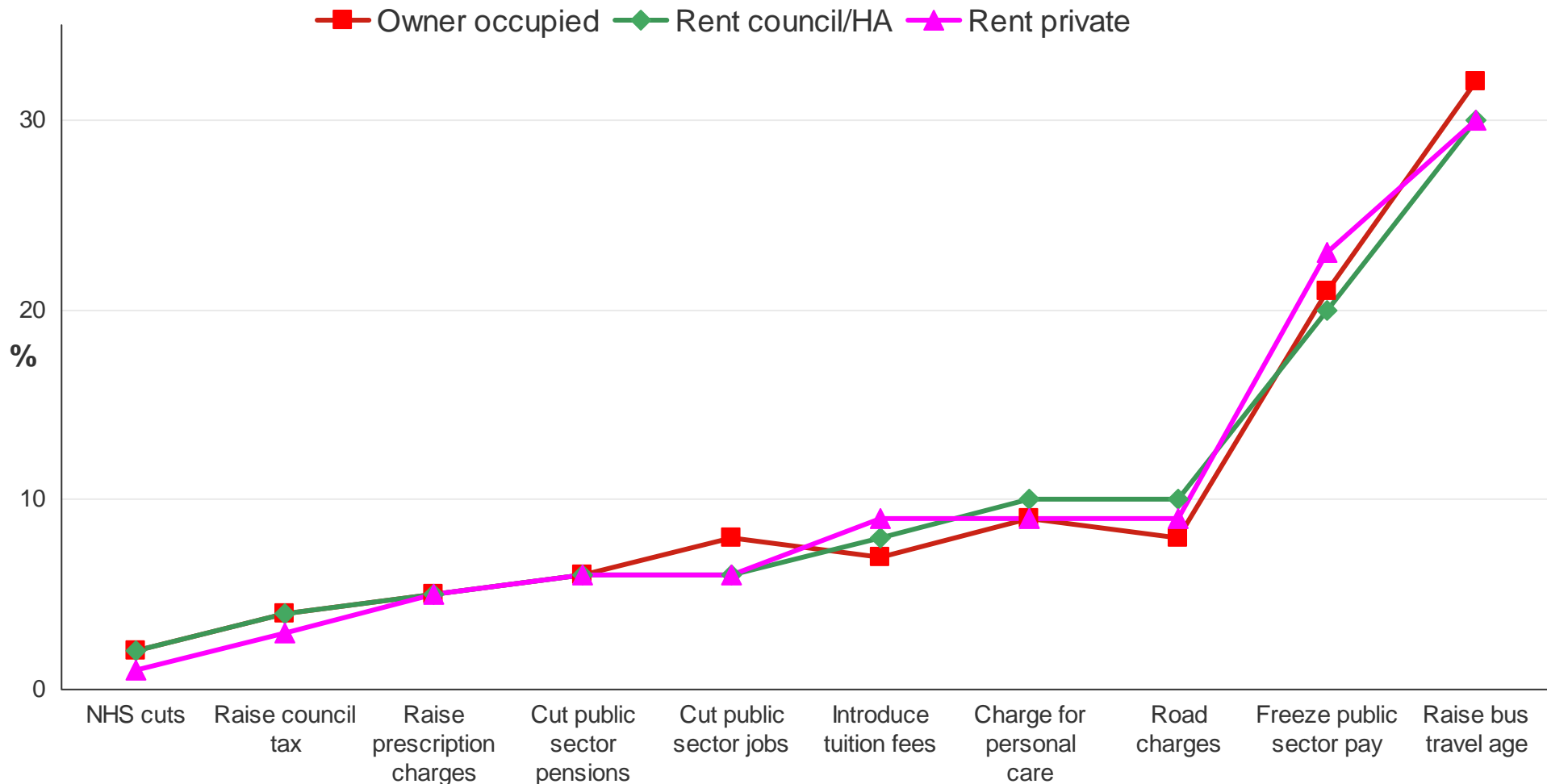


Base: 1,000 Scottish adults, 17<sup>th</sup> to 22<sup>nd</sup> September 2010 – All those who are working (555) - Private sector employees (279); Public sector employees (244)

Source: Ipsos MORI

# Public preferences for the Independent Budget Review recommendations – by tenure

Q The Scottish Government will have to face difficult financial choices in the next few months. It will either have to spend less or raise more money through taxes and charges. For each of the following pairs of choices, I would like you to choose your preferred option.

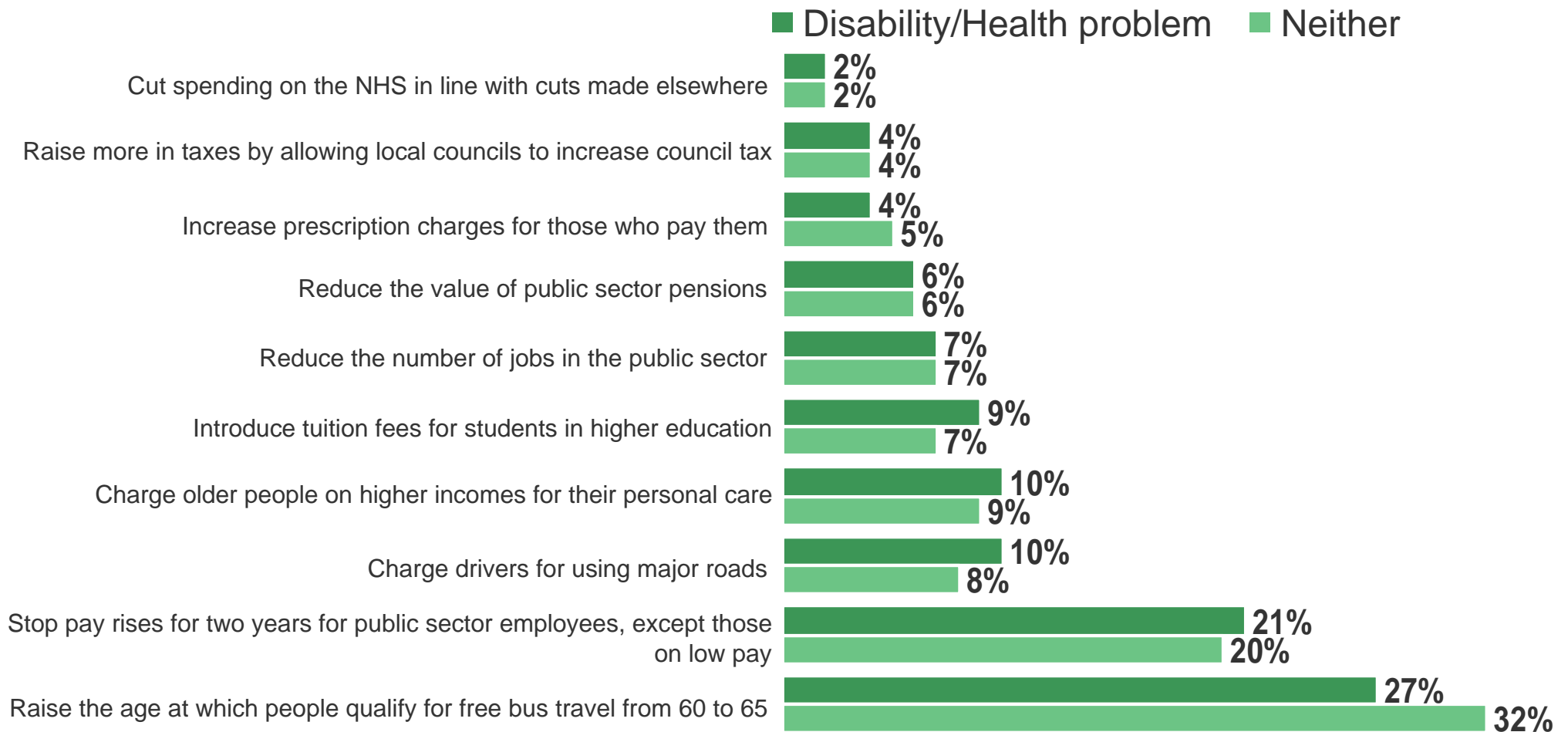


Base: 1,000 Scottish adults, 17<sup>th</sup> to 22<sup>nd</sup> September 2010. Each pairing presented to 200 respondents

Source: Ipsos MORI

# Public preferences for the Independent Budget Review recommendations – by disability

Q The Scottish Government will have to face difficult financial choices in the next few months. It will either have to spend less or raise more money through taxes and charges. For each of the following pairs of choices, I would like you to choose your preferred option.

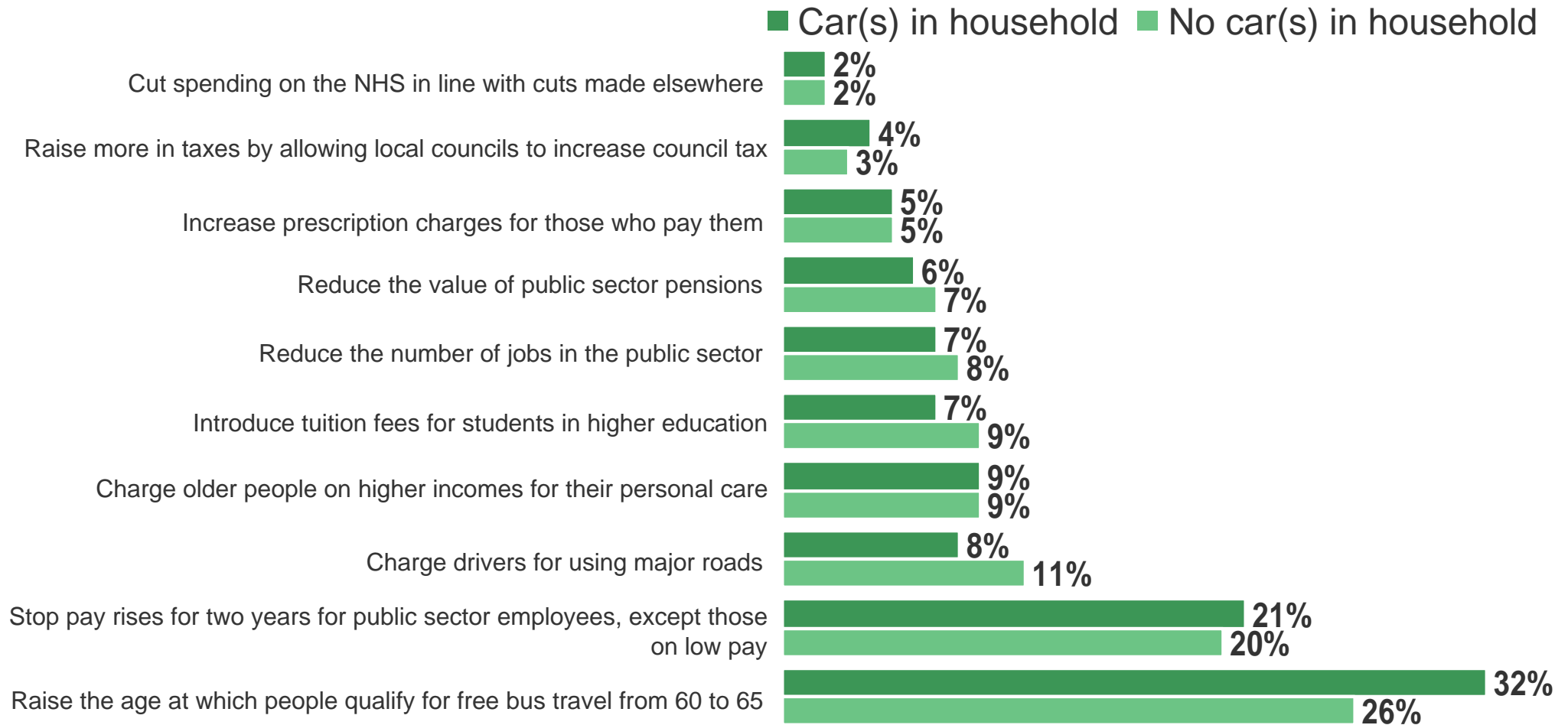


Base: 1,000 Scottish adults, 17<sup>th</sup> to 22<sup>nd</sup> September 2010

Source: Ipsos MORI

# Public preferences for the Independent Budget Review recommendations – by car ownership

Q The Scottish Government will have to face difficult financial choices in the next few months. It will either have to spend less or raise more money through taxes and charges. For each of the following pairs of choices, I would like you to choose your preferred option.

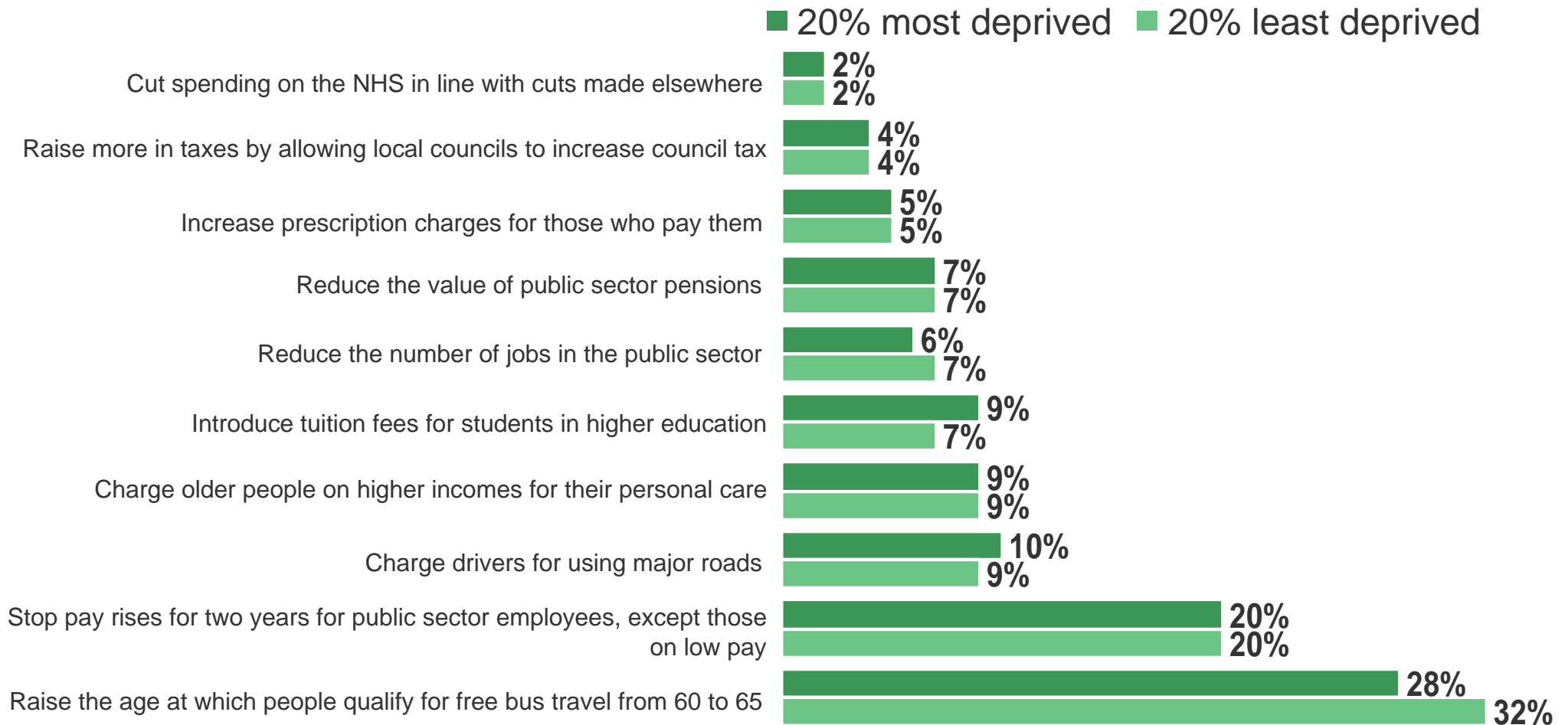


Base: 1,000 Scottish adults, 17<sup>th</sup> to 22<sup>nd</sup> September 2010

Source: Ipsos MORI

# Public preferences for the Independent Budget Review recommendations – by deprivation

Q The Scottish Government will have to face difficult financial choices in the next few months. It will either have to spend less or raise more money through taxes and charges. For each of the following pairs of choices, I would like you to choose your preferred option.

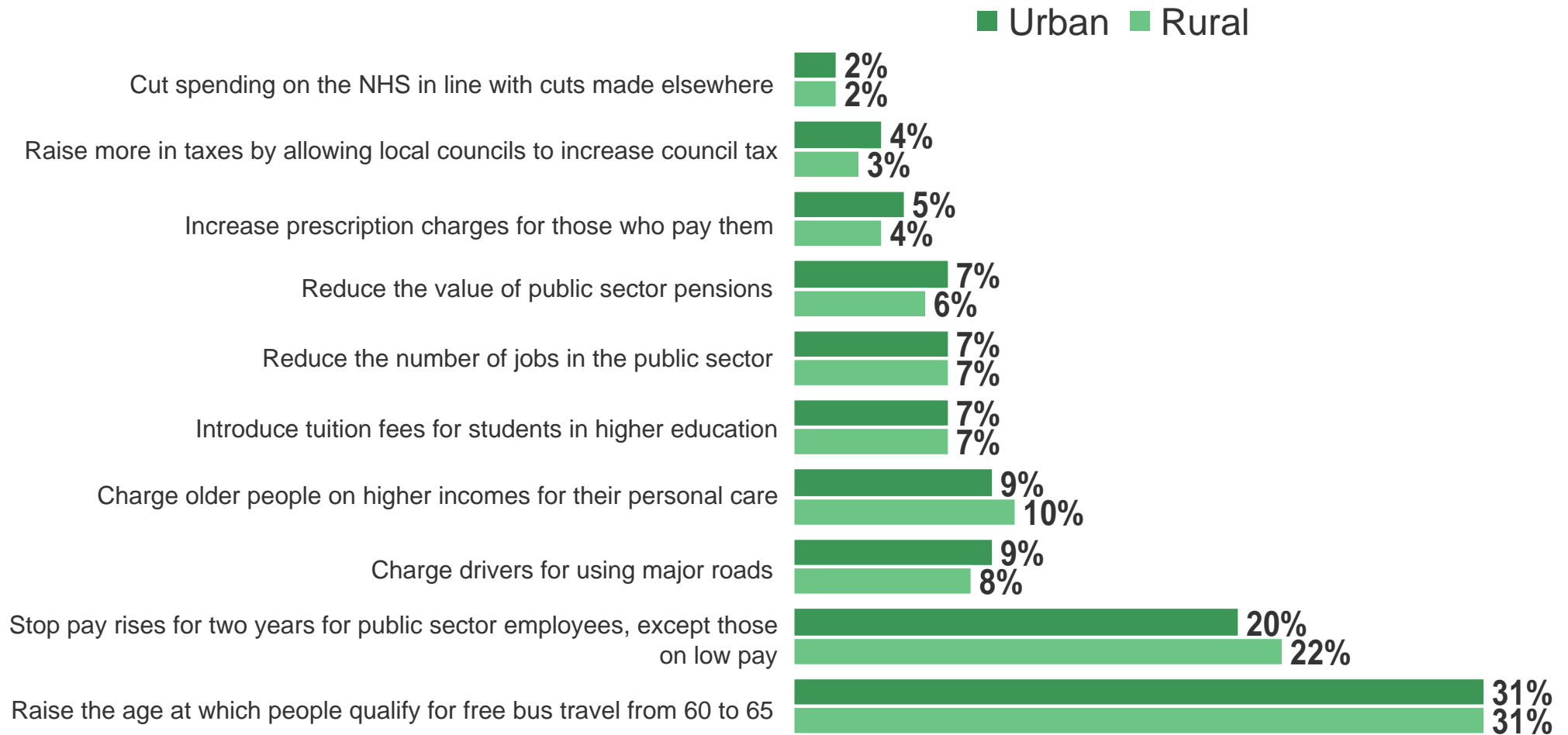


Base: 1,000 Scottish adults, 17<sup>th</sup> to 22<sup>nd</sup> September 2010

Source: Ipsos MORI

# Public preferences for the Independent Budget Review recommendations – by urban/rural

Q The Scottish Government will have to face difficult financial choices in the next few months. It will either have to spend less or raise more money through taxes and charges. For each of the following pairs of choices, I would like you to choose your preferred option.

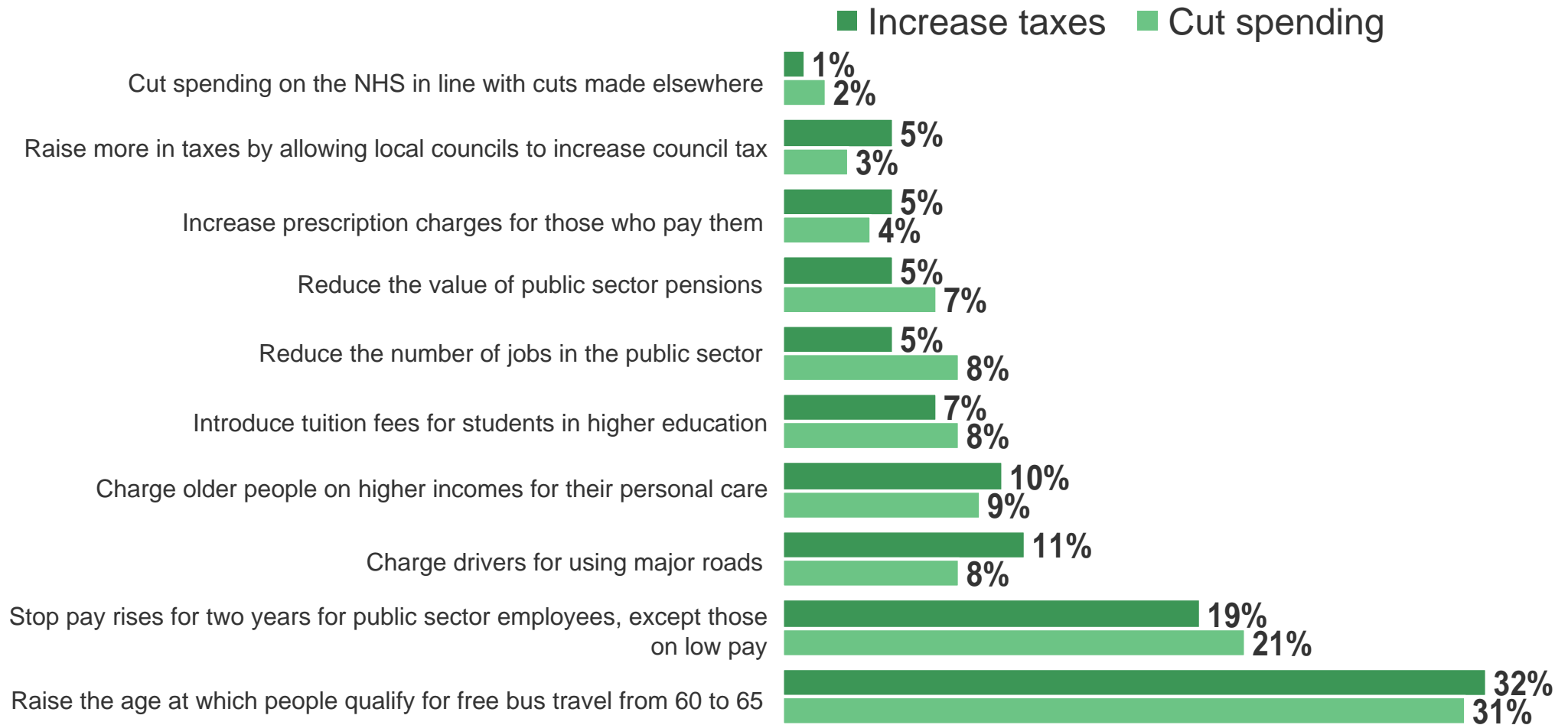


Base: 1,000 Scottish adults, 17<sup>th</sup> to 22<sup>nd</sup> September 2010

Source: Ipsos MORI

# Public preferences for the Independent Budget Review recommendations – by Q4

Q The Scottish Government will have to face difficult financial choices in the next few months. It will either have to spend less or raise more money through taxes and charges. For each of the following pairs of choices, I would like you to choose your preferred option.



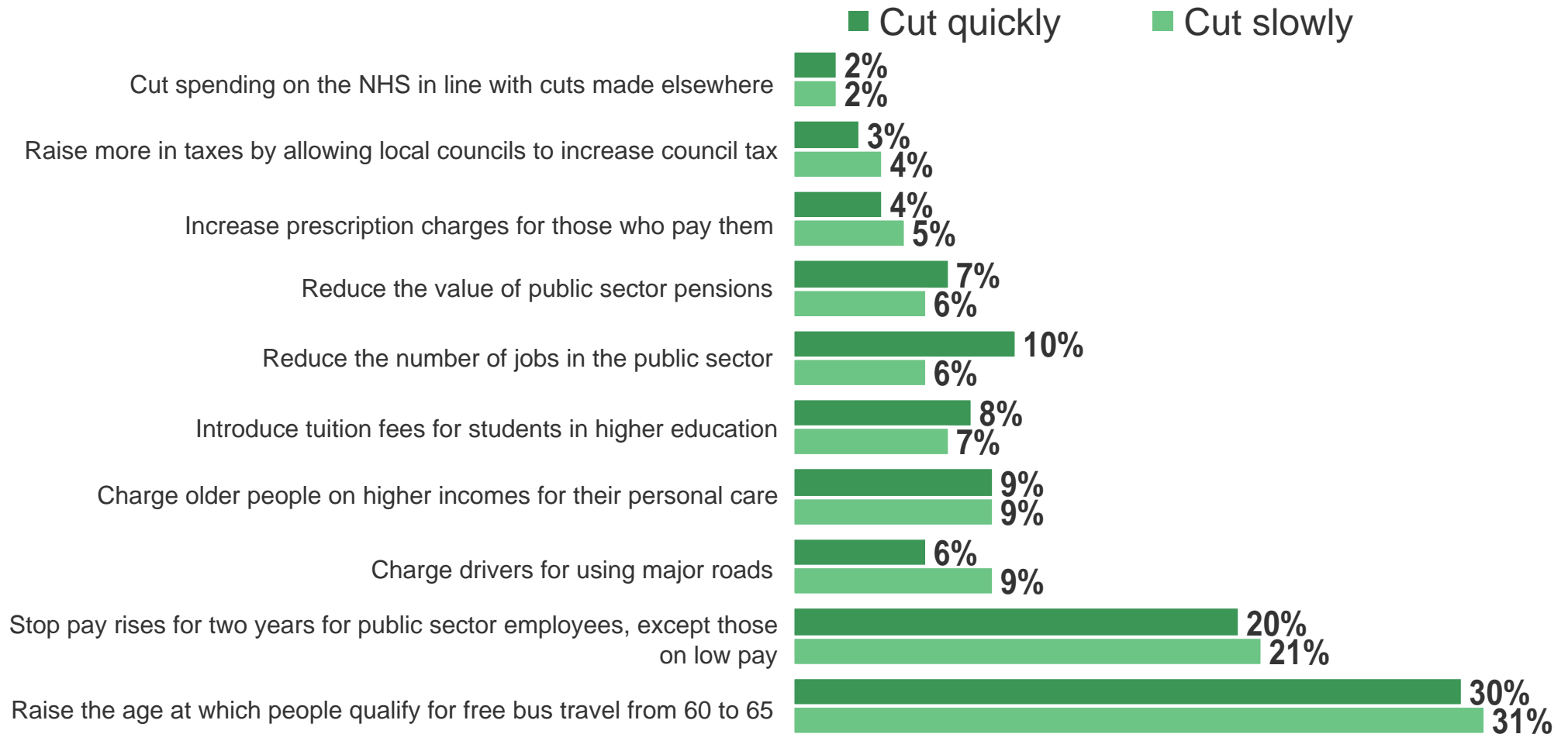
Base: 1,000 Scottish adults, 17<sup>th</sup> to 22<sup>nd</sup> September 2010

Source: Ipsos MORI



# Public preferences for the Independent Budget Review recommendations – by Q5

Q The Scottish Government will have to face difficult financial choices in the next few months. It will either have to spend less or raise more money through taxes and charges. For each of the following pairs of choices, I would like you to choose your preferred option.

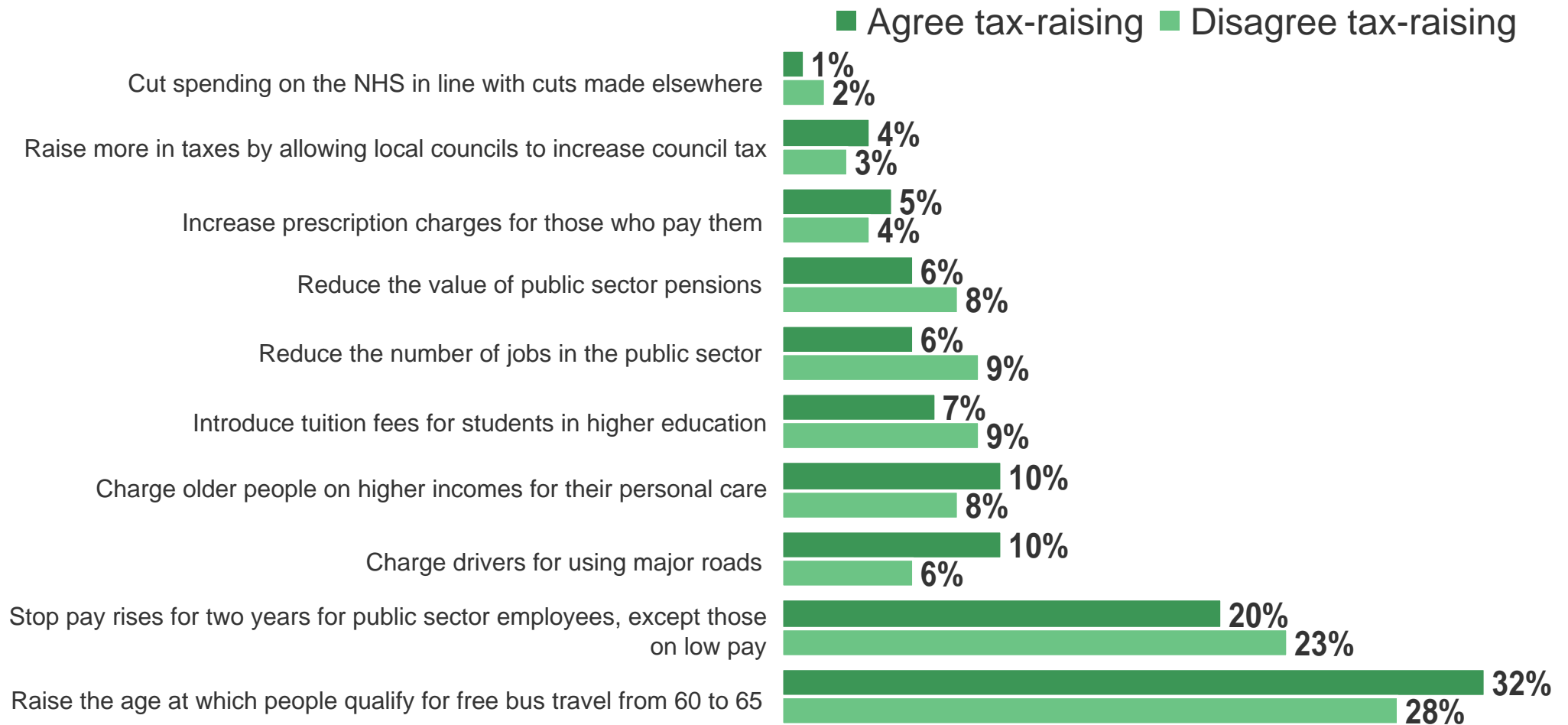


Base: 1,000 Scottish adults, 17<sup>th</sup> to 22<sup>nd</sup> September 2010

Source: Ipsos MORI

# Public preferences for the Independent Budget Review recommendations – by Q6

Q The Scottish Government will have to face difficult financial choices in the next few months. It will either have to spend less or raise more money through taxes and charges. For each of the following pairs of choices, I would like you to choose your preferred option.

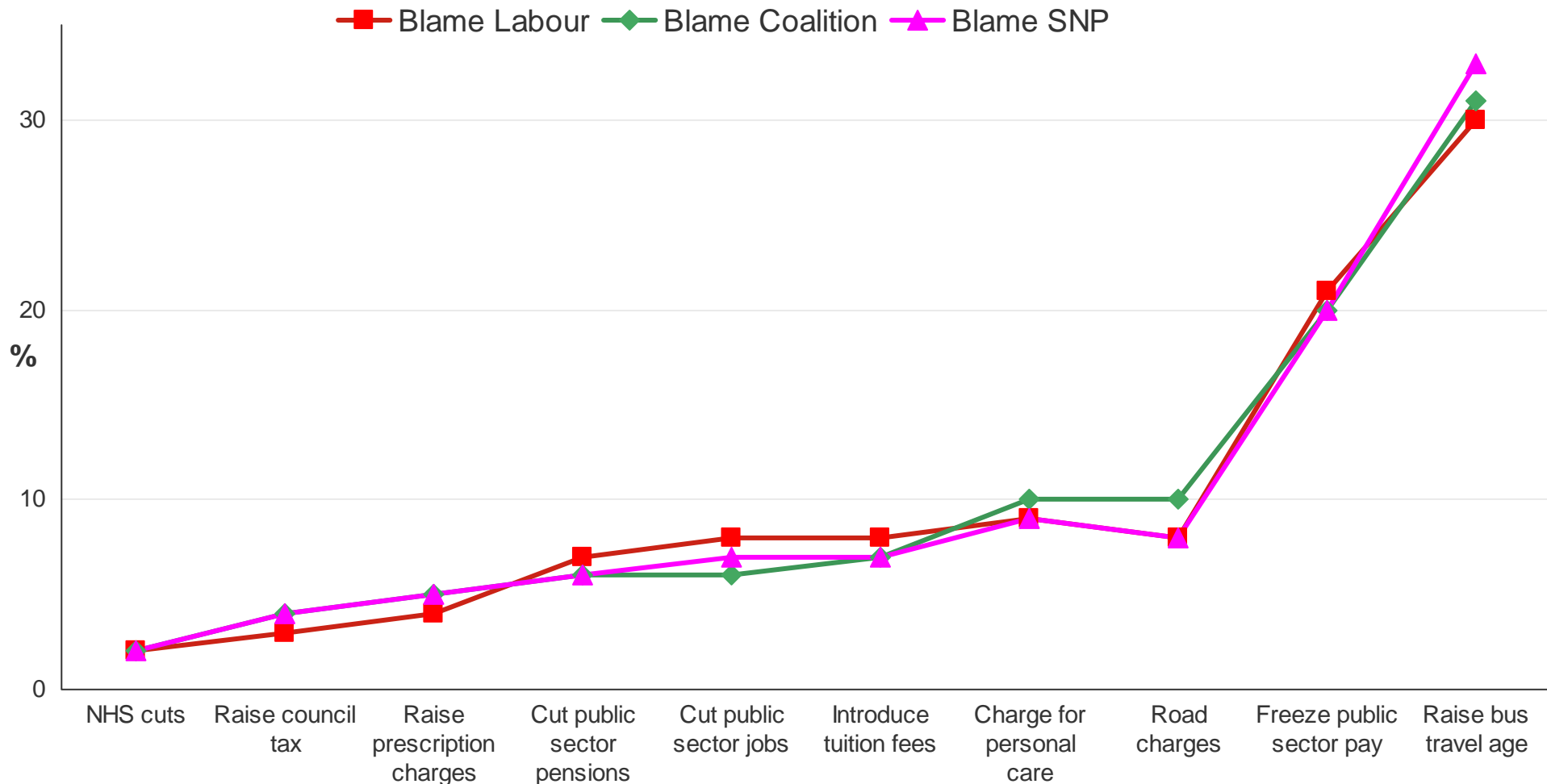


Base: 1,000 Scottish adults, 17<sup>th</sup> to 22<sup>nd</sup> September 2010

Source: Ipsos MORI

# Public preferences for the Independent Budget Review recommendations – by Q7

Q The Scottish Government will have to face difficult financial choices in the next few months. It will either have to spend less or raise more money through taxes and charges. For each of the following pairs of choices, I would like you to choose your preferred option.



Base: 1,000 Scottish adults, 17<sup>th</sup> to 22<sup>nd</sup> September 2010. Each pairing presented to 200 respondents

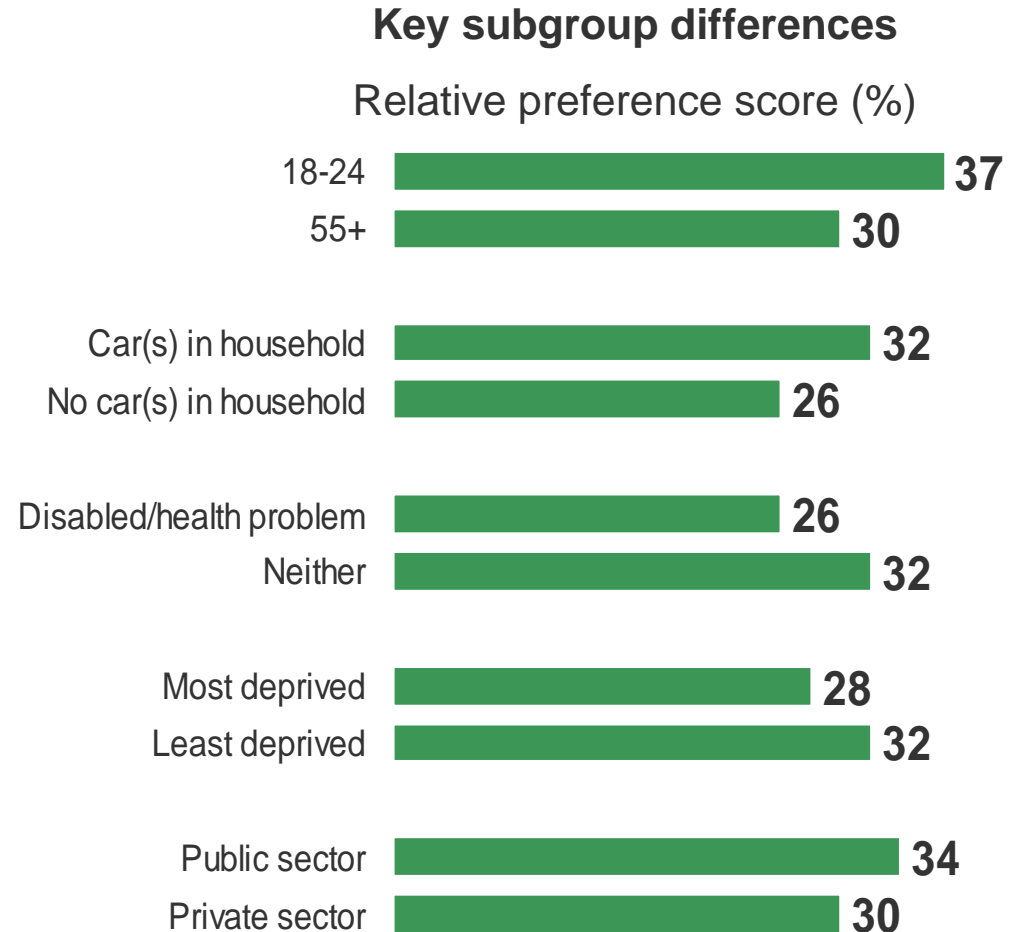
Source: Ipsos MORI

# *Analysis by option*

# Public preferences for the Independent Budget Review recommendations

*Raise the age at which people qualify for free bus travel from 60 to 65*

- **Most preferred option across all groups**
- **Has the almost a third of the share of preference (31%) overall**
- **Single most preferred option for 52% of respondents**
- **Estimated saving of £279m**



Base: 1,000 Scottish adults, 17<sup>th</sup> to 22<sup>nd</sup> September 2010.

Source: Ipsos MORI

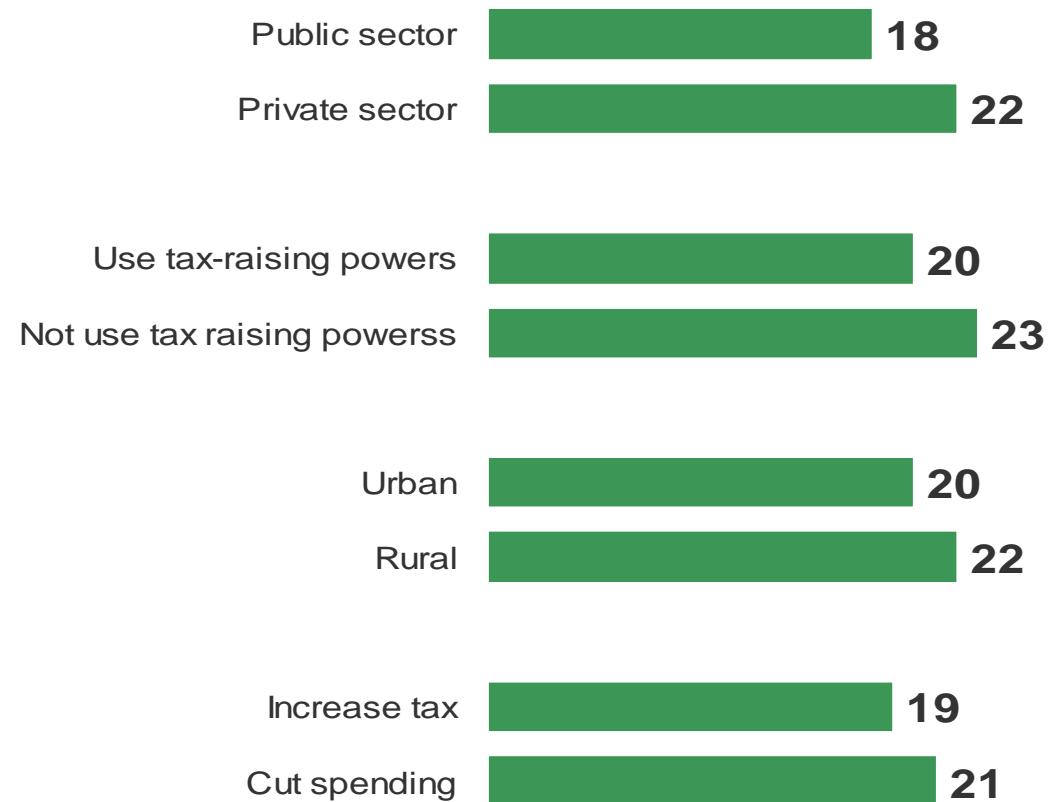
# Public preferences for the Independent Budget Review recommendations

*Stop pay rises for two years for public sector employees, except those on low pay*

- **2<sup>nd</sup> most preferred option across all groups**
- **Has more than a fifth of the share of preference (21%) overall**
- **Single most preferred option for 25% of respondents**
- **Estimated saving of £200m**

## Key subgroup differences

Relative preference score (%)



Base: 1,000 Scottish adults, 17<sup>th</sup> to 22<sup>nd</sup> September 2010.

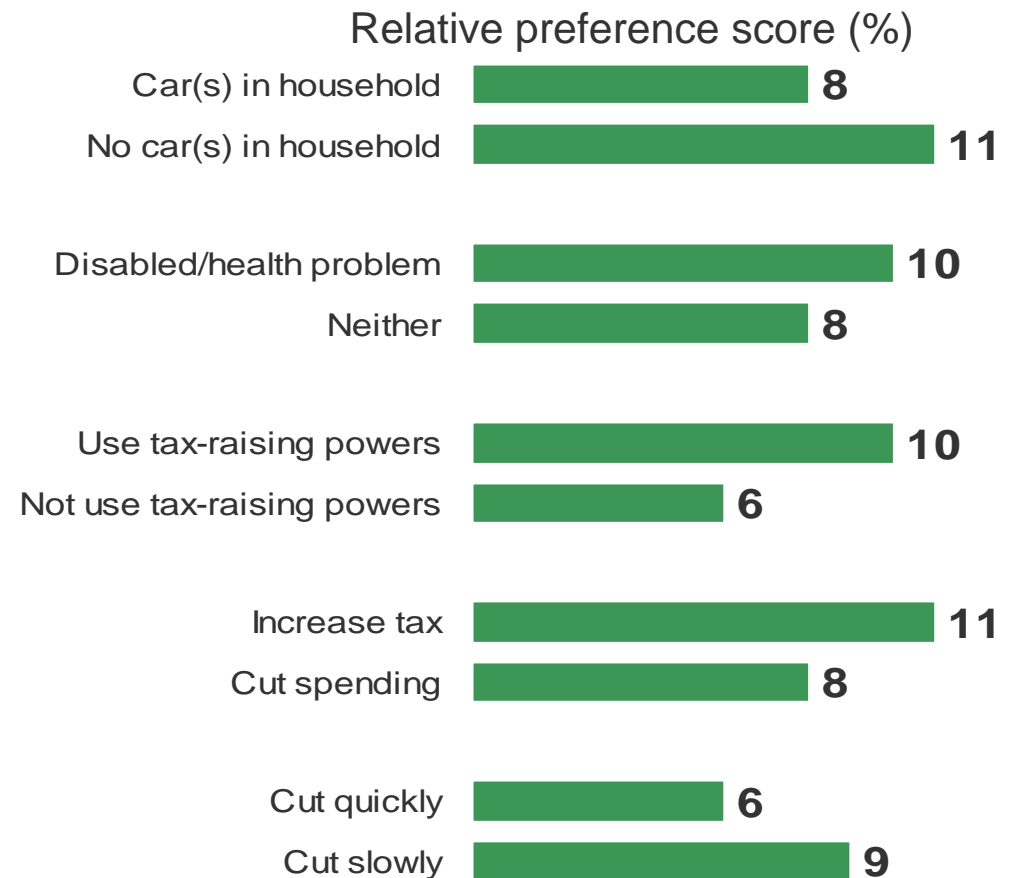
Source: Ipsos MORI

# Public preferences for the Independent Budget Review recommendations

## Charge drivers for using major roads

- Has 9% of the share of preference overall
- 3<sup>rd</sup> most preferred option overall but drops to 4<sup>th</sup> most preferred among those with cars in their household
- Single most preferred option for 9% of respondents

### Key subgroup differences



Base: 1,000 Scottish adults, 17<sup>th</sup> to 22<sup>nd</sup> September 2010.

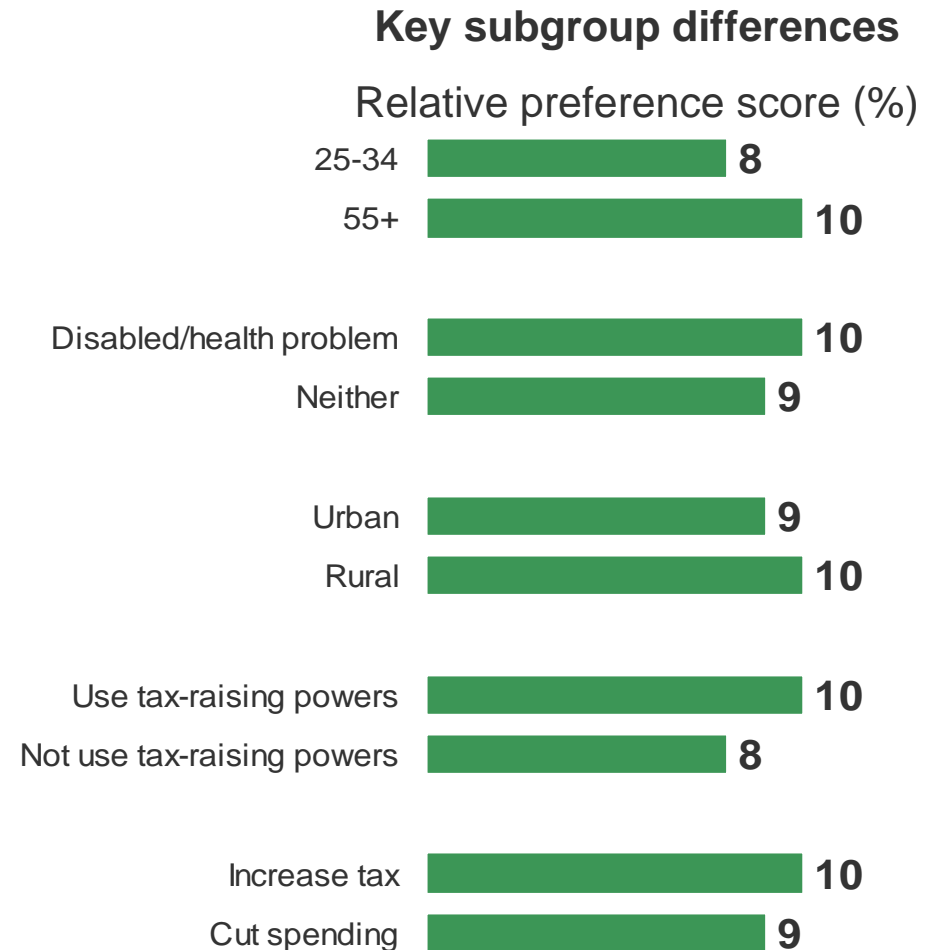
Source: Ipsos MORI



# Public preferences for the Independent Budget Review recommendations

## Charge older people on higher incomes for their personal care

- **Similar levels of preference across all groups – 9% of the share of preference overall**
- **Single most preferred option for 7% of respondents**
- **Estimated saving of between £119m and £647m depending on the level of measures introduced**



Base: 1,000 Scottish adults, 17<sup>th</sup> to 22<sup>nd</sup> September 2010.

Source: Ipsos MORI

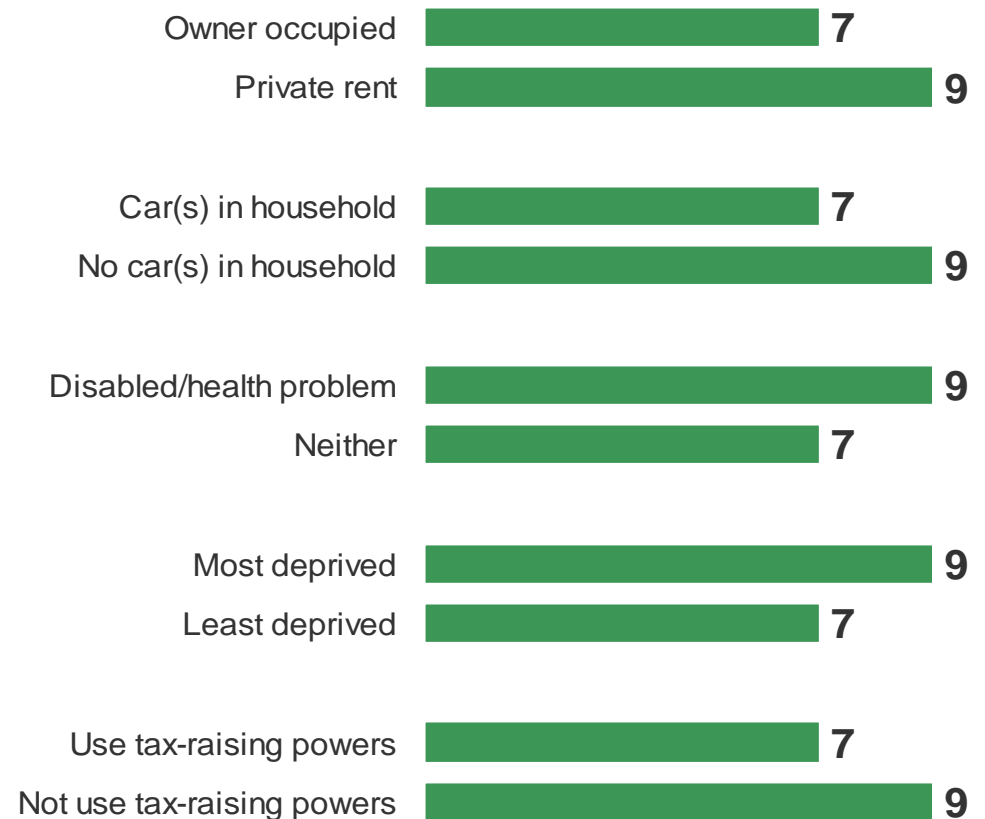
# Public preferences for the Independent Budget Review recommendations

## Introduce tuition fees for students in higher education

- **Similar levels of preference across age groups – 7% of the share of preference overall**
- **Single most preferred option for 5% of respondents**
- **Estimated saving of up to £200m per year**

### Key subgroup differences

Relative preference score (%)



Base: 1,000 Scottish adults, 17<sup>th</sup> to 22<sup>nd</sup> September 2010.

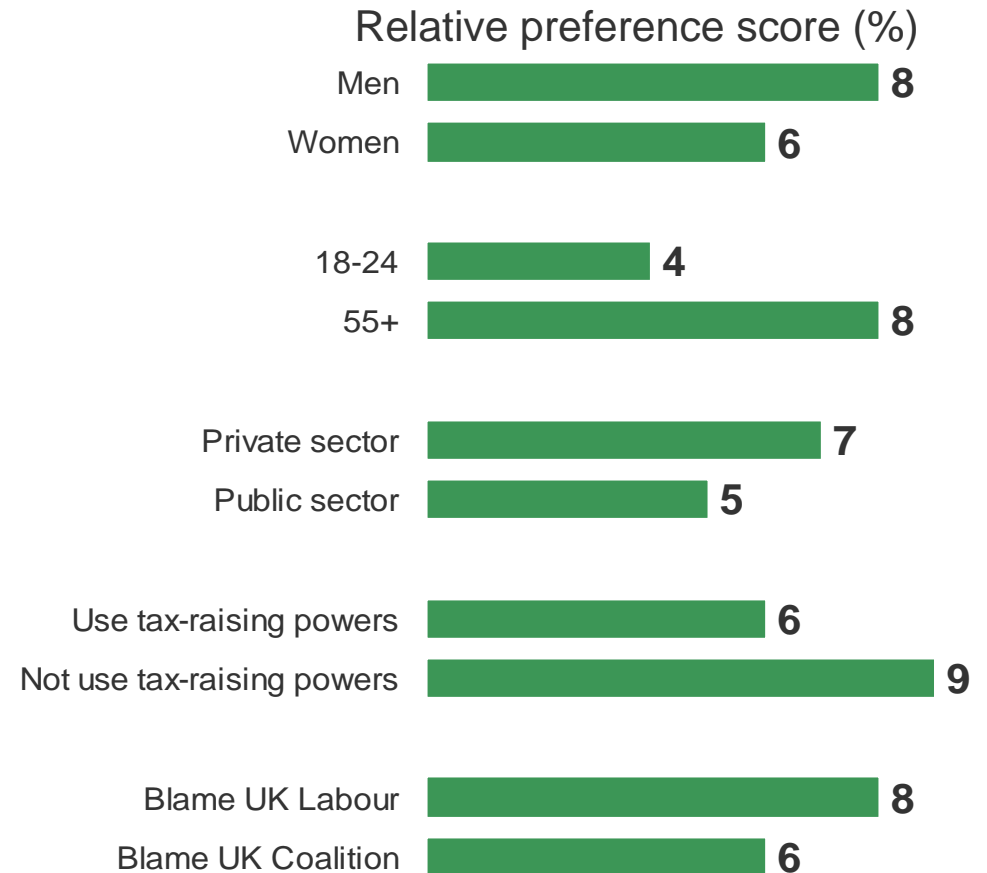
Source: Ipsos MORI

# Public preferences for the Independent Budget Review recommendations

## Reduce the number of jobs in the public sector

- Has 7% of the share of the preference overall
- Preference for this option is twice as strong among older people than younger people
- Single most preferred option for only 2% of respondents
- Estimated saving of between £910m and £1.6bn depending on the extent of cuts

### Key subgroup differences



Base: 1,000 Scottish adults, 17<sup>th</sup> to 22<sup>nd</sup> September 2010.

Source: Ipsos MORI

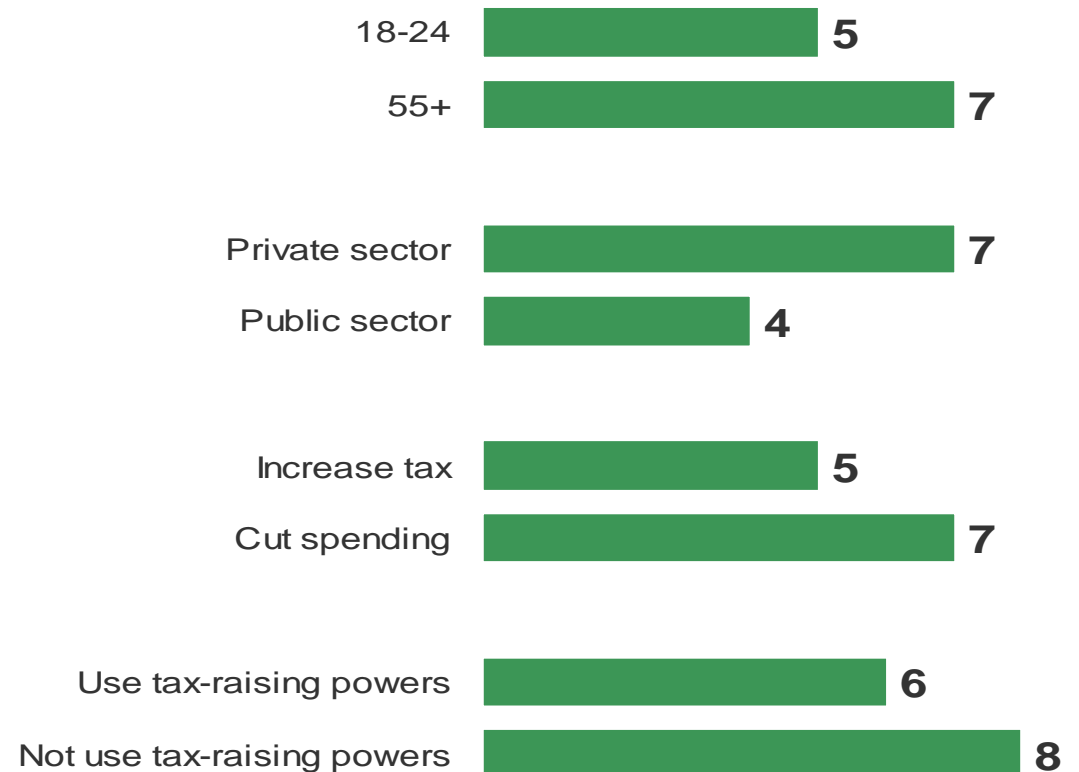
# Public preferences for the Independent Budget Review recommendations

## Reduce the value of public sector pensions

- Has 6% of the share of preference overall
- 7<sup>th</sup> most preferred option overall but drops to 8<sup>th</sup> most preferred among public sector employees
- Single most preferred option for 1% of respondents

### Key subgroup differences

Relative preference score (%)



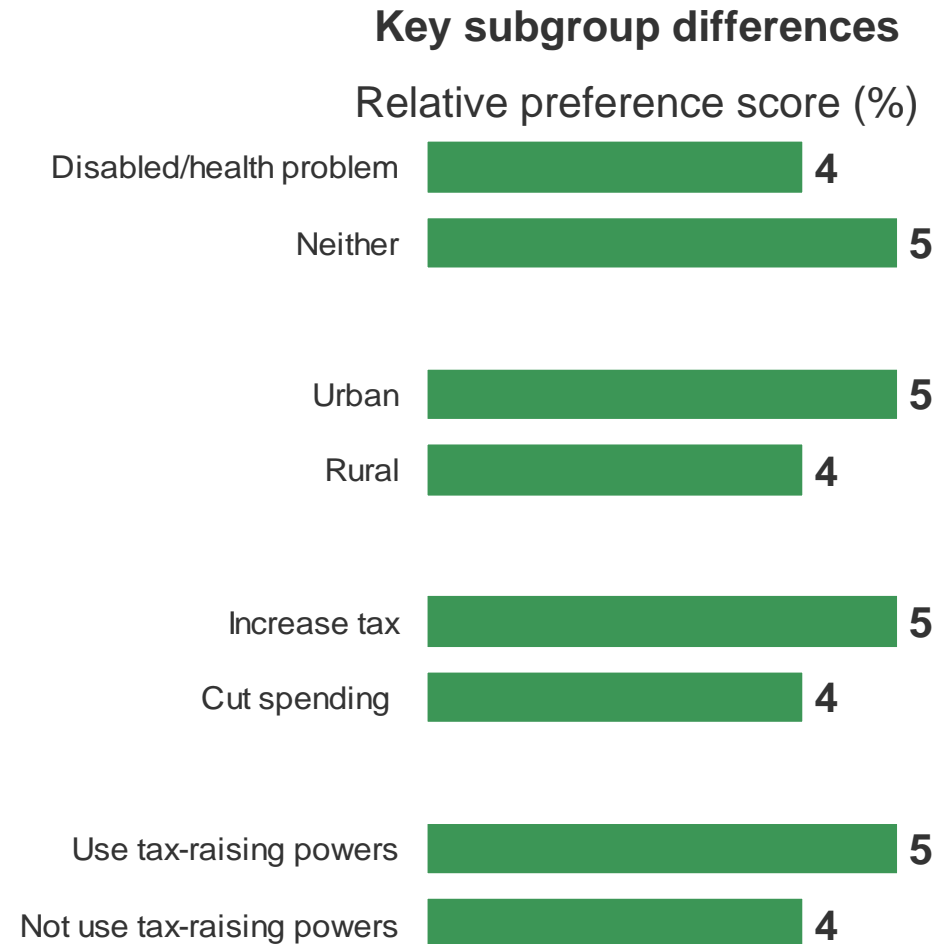
Base: 1,000 Scottish adults, 17<sup>th</sup> to 22<sup>nd</sup> September 2010.

Source: Ipsos MORI

# Public preferences for the Independent Budget Review recommendations

## Increase prescription charges for those who pay them

- **Similar level of preference across all groups – 5% of the share of preference overall**
- **No respondents ranked this option as their most preferred**
- **Estimated saving of up to £32m**



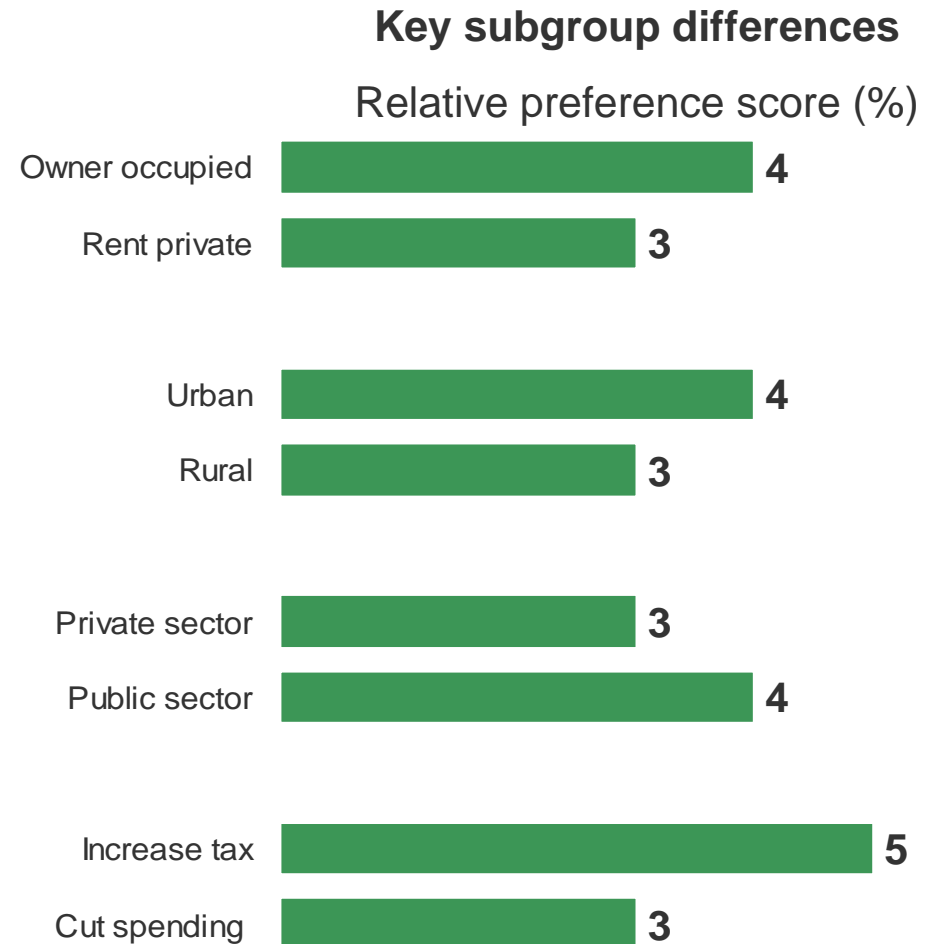
Base: 1,000 Scottish adults, 17<sup>th</sup> to 22<sup>nd</sup> September 2010.

Source: Ipsos MORI

# Public preferences for the Independent Budget Review recommendations

## Raise more in taxes by allowing local councils to increase the council tax

- **Second least preferred option across all groups – 4% of the share of preference overall**
- **No respondents ranked this option as their most preferred**
- **Estimated saving of £490m**



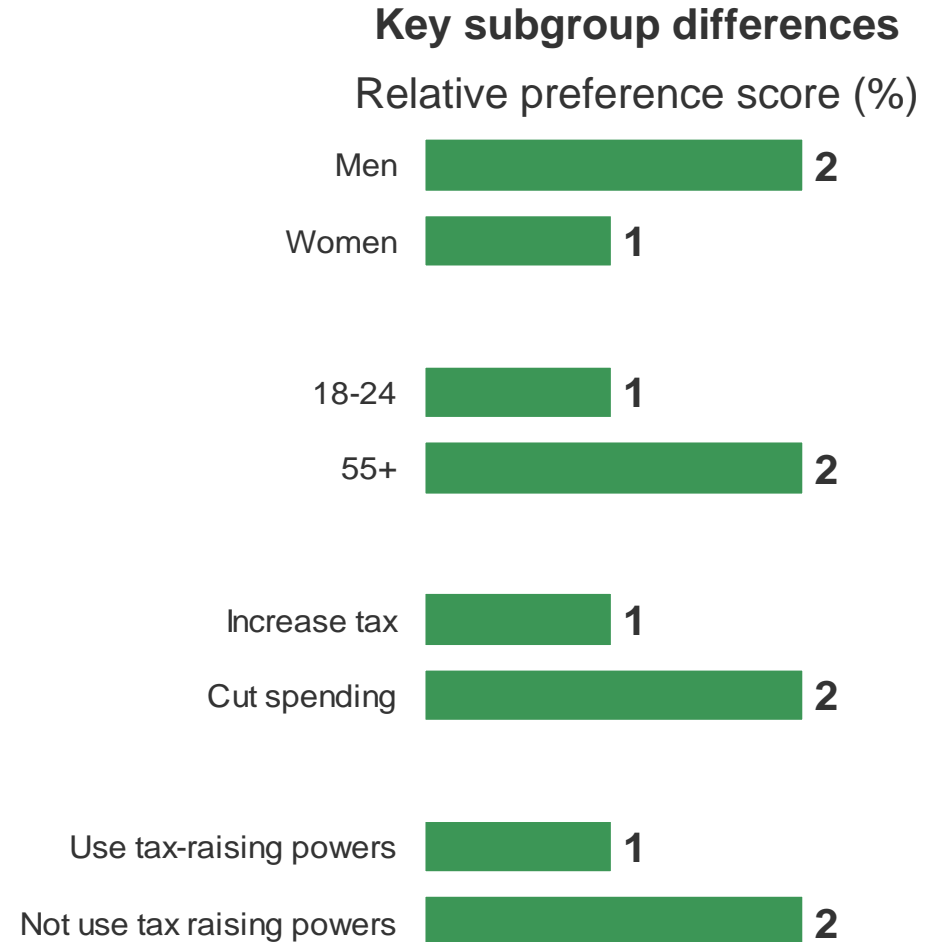
Base: 1,000 Scottish adults, 17<sup>th</sup> to 22<sup>nd</sup> September 2010.

Source: Ipsos MORI

# Public preferences for the Independent Budget Review recommendations

## Cut spending on the NHS in line with cuts made elsewhere

- **Least preferred option across all groups – 2% of the share of preference overall**
- **No respondents ranked this option as their most preferred**
- **Would reduce the extent of cuts required across other services**



Base: 1,000 Scottish adults, 17<sup>th</sup> to 22<sup>nd</sup> September 2010.

Source: Ipsos MORI



# *Thank you*

For further information contact  
[mark.diffley@ipsos.com](mailto:mark.diffley@ipsos.com)

or

[christopher.mclean@ipsos.com](mailto:christopher.mclean@ipsos.com)

on 0131 220 5699

**Ipsos MORI**