



Scottish Public Spending Poll

Conducted by Ipsos MORI on behalf of BBC Scotland

B B C Scotland

Ipsos MORI

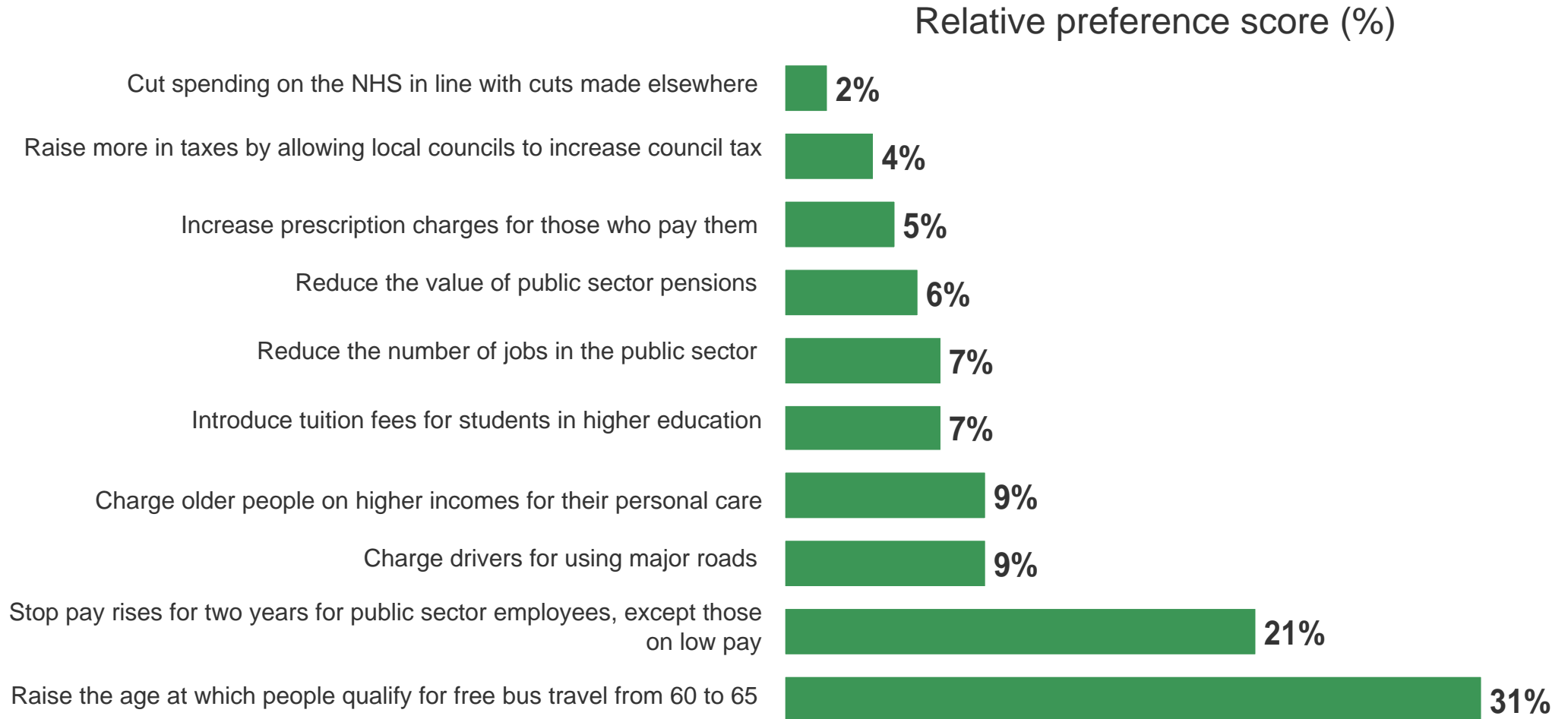


Public preferences for the Independent Budget Review recommendations – overall preference ranking

IBR recommendation	Estimated savings over review period
Cut spending on the NHS in line with cuts made elsewhere	Reduce cuts to other services
Raise more in taxes by allowing local councils to increase the council tax	£490m
Increase prescription charges for those who pay them	£32m
Reduce the value of public sector pensions	-
Reduce the number of jobs in the public sector	£920m-£1.6bn
Introduce tuition fees for students in higher education	c£200m p/a
Charge older people on higher incomes for their personal care	£119m-£647m
Charge drivers for using major roads	-
Stop pay rises for two years for public sector employees, except those on low pay	£200m
Raise the age at which people qualify for free bus travel from 60 to 65	£279m

Public preferences for the Independent Budget Review recommendations

Q The Scottish Government will have to face difficult financial choices in the next few months. It will either have to spend less or raise more money through taxes and charges. For each of the following pairs of choices, I would like you to choose your preferred option.

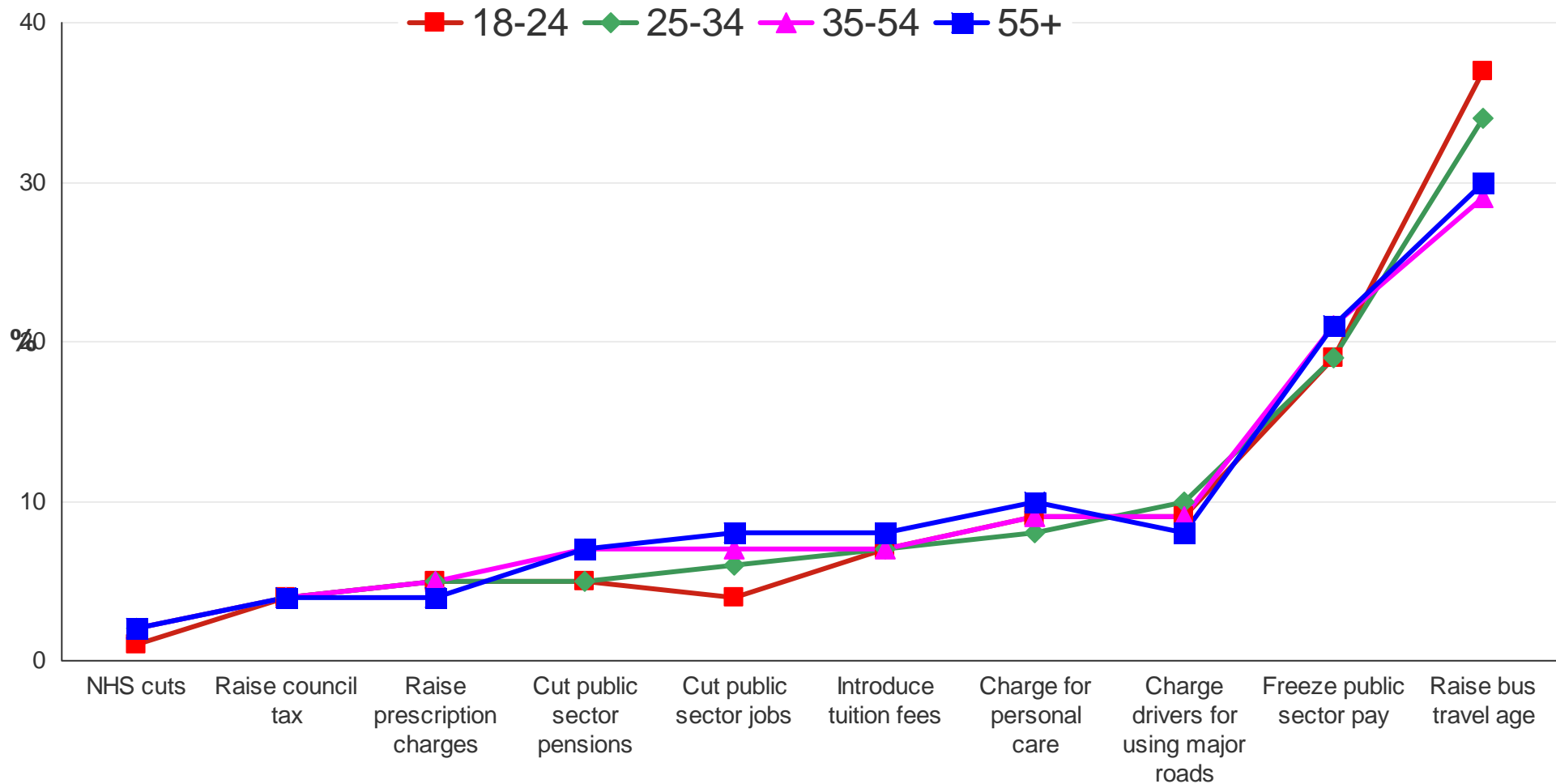


Base: 1,000 Scottish adults, 17th to 22nd September 2010

Source: Ipsos MORI

Public preferences for the Independent Budget Review recommendations by age

Q The Scottish Government will have to face difficult financial choices in the next few months. It will either have to spend less or raise more money through taxes and charges. For each of the following pairs of choices, I would like you to choose your preferred option.

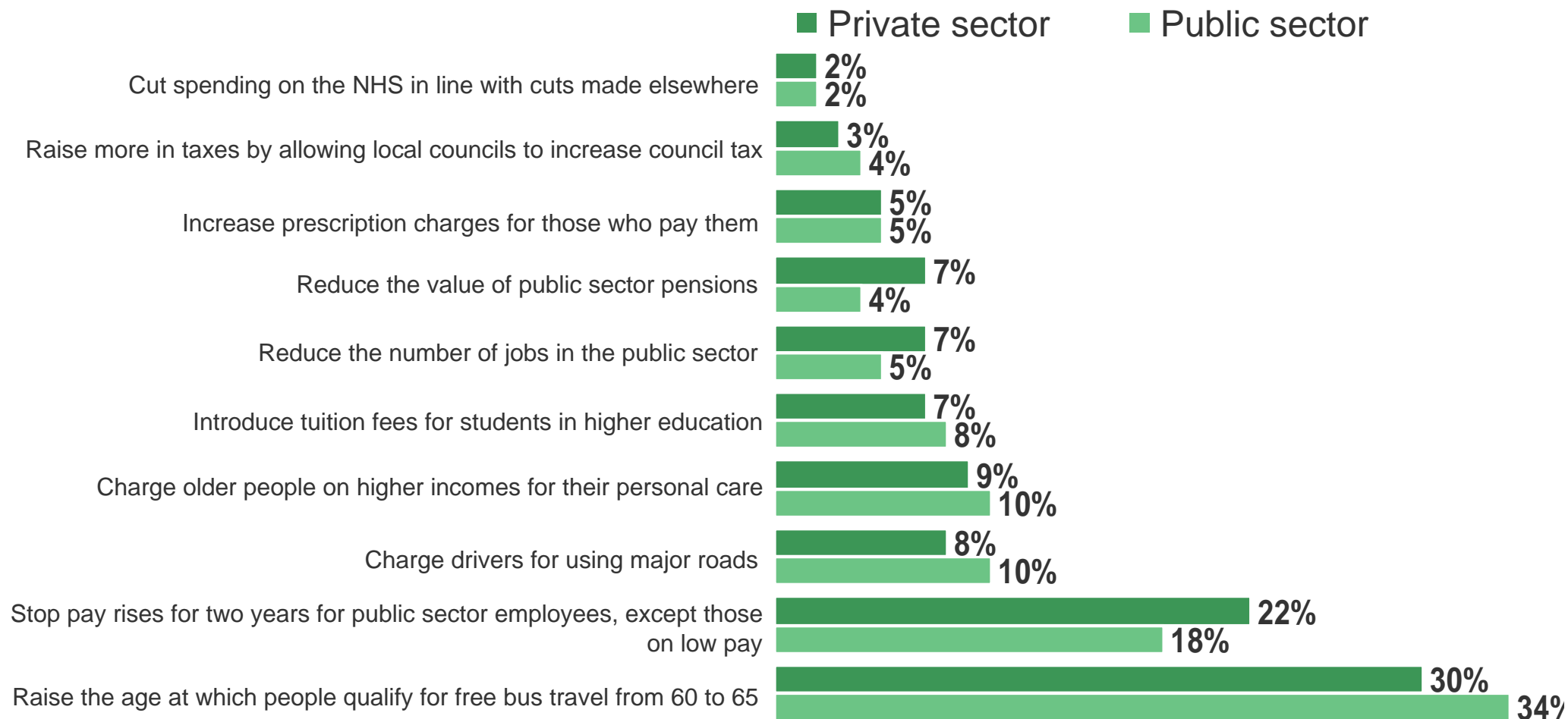


Base: 1,000 Scottish adults, 17th to 22nd September 2010. Each pairing presented to 200 respondents

Source: Ipsos MORI

Public preferences for the Independent Budget Review recommendations by employment sector

Q The Scottish Government will have to face difficult financial choices in the next few months. It will either have to spend less or raise more money through taxes and charges. For each of the following pairs of choices, I would like you to choose your preferred option.



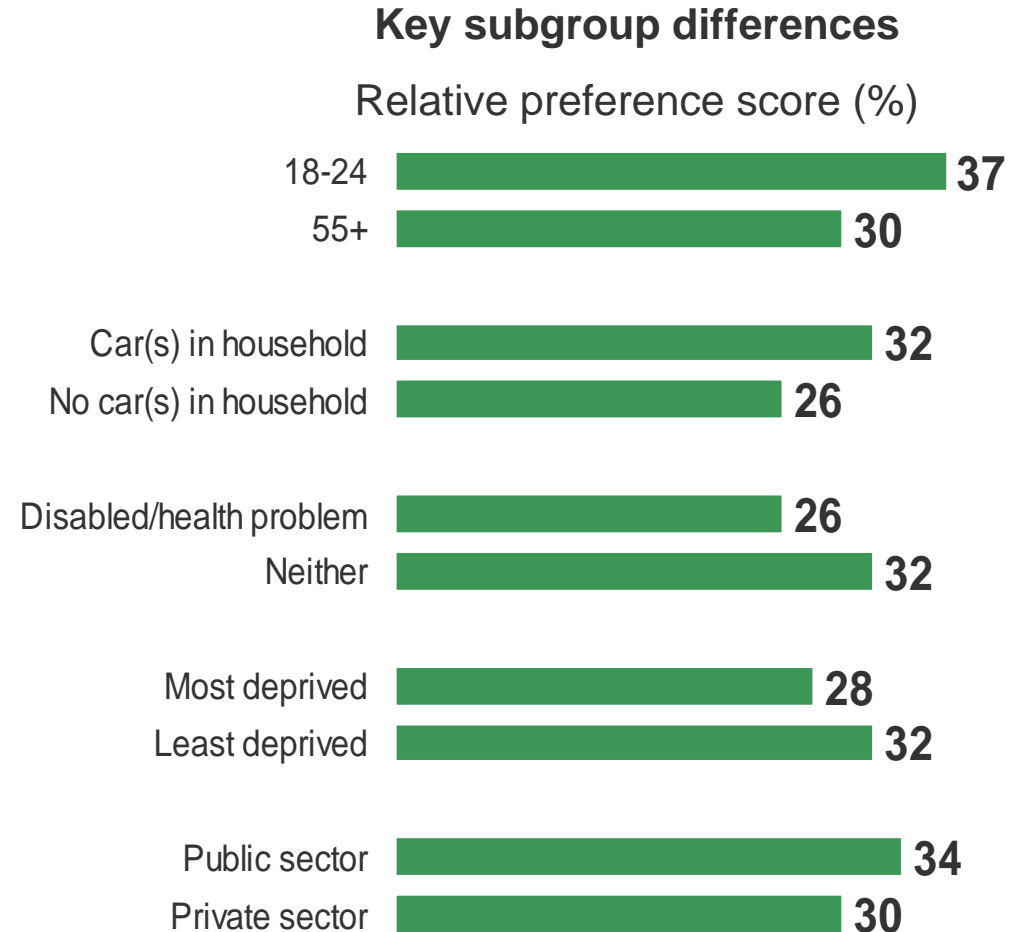
Base: 1,000 Scottish adults, 17th to 22nd September 2010 – All those who are working (555) - Private sector employees (279); Public sector employees (244)

Source: Ipsos MORI

Public preferences for the Independent Budget Review recommendations

Raise the age at which people qualify for free bus travel from 60 to 65

- **Most preferred option across all groups**
- **Has the almost a third of the share of preference (31%) overall**
- **Single most preferred option for 52% of respondents**
- **Estimated saving of £279m**



Base: 1,000 Scottish adults, 17th to 22nd September 2010.

Source: Ipsos MORI

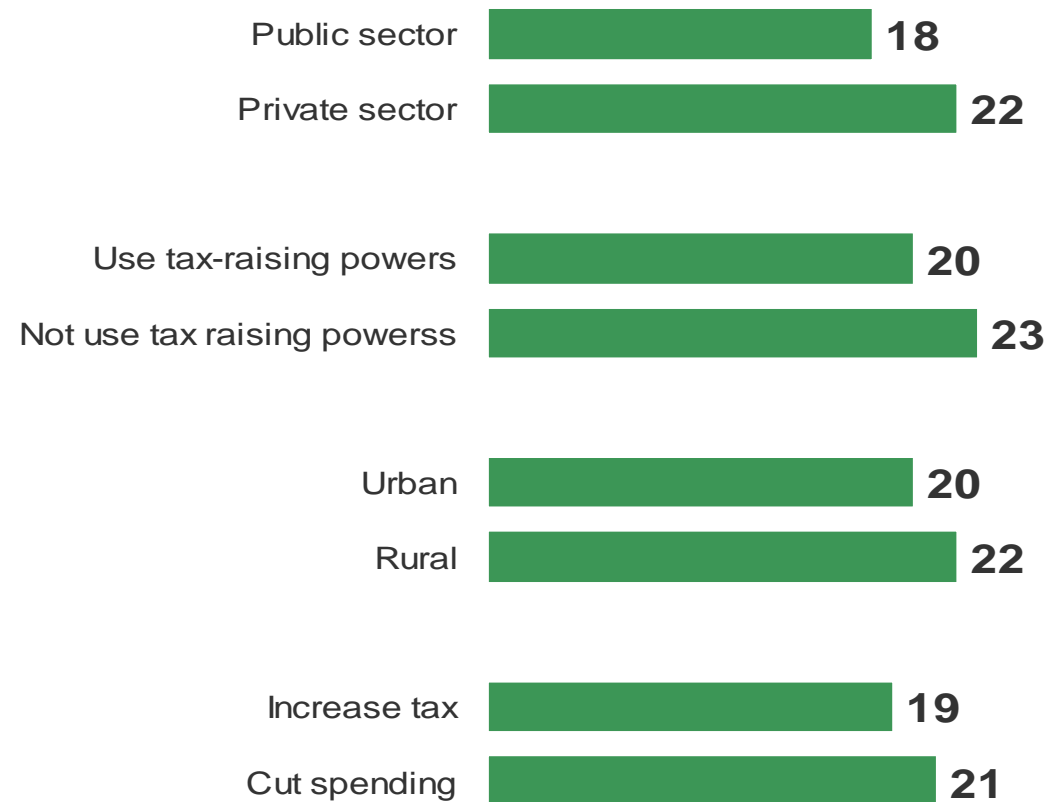
Public preferences for the Independent Budget Review recommendations

Stop pay rises for two years for public sector employees, except those on low pay

- **2nd most preferred option across all groups**
- **Has more than a fifth of the share of preference (21%) overall**
- **Single most preferred option for 25% of respondents**
- **Estimated saving of £200m**

Key subgroup differences

Relative preference score (%)



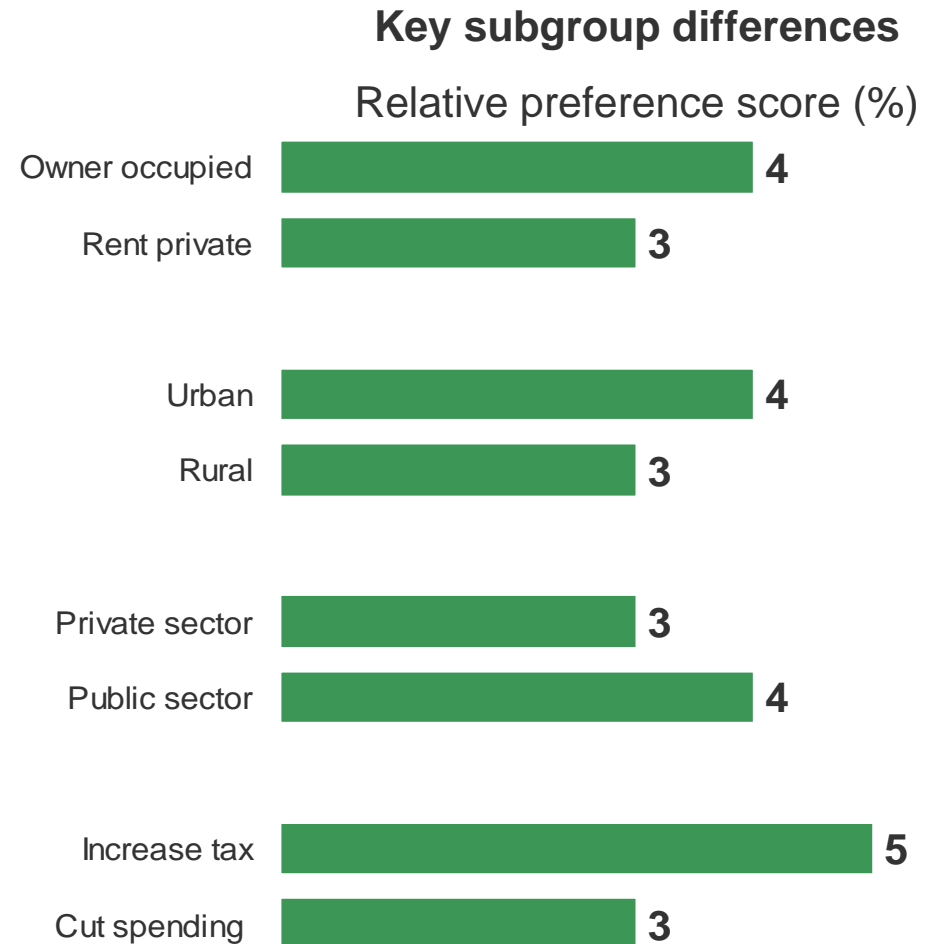
Base: 1,000 Scottish adults, 17th to 22nd September 2010.

Source: Ipsos MORI

Public preferences for the Independent Budget Review recommendations

Raise more in taxes by allowing local councils to increase the council tax

- **Second least preferred option across all groups – 4% of the share of preference overall**
- **No respondents ranked this option as their most preferred**
- **Estimated saving of £490m**



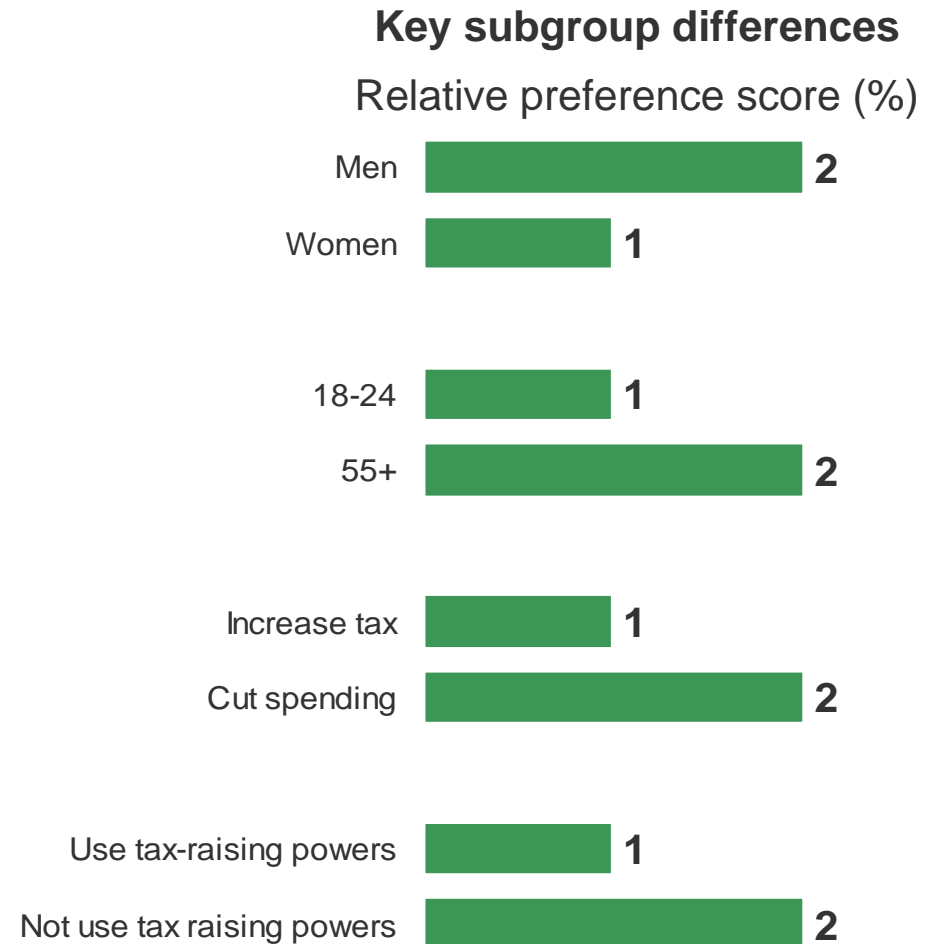
Base: 1,000 Scottish adults, 17th to 22nd September 2010.

Source: Ipsos MORI

Public preferences for the Independent Budget Review recommendations

Cut spending on the NHS in line with cuts made elsewhere

- **Least preferred option across all groups – 2% of the share of preference overall**
- **No respondents ranked this option as their most preferred**
- **Would reduce the extent of cuts required across other services**



Base: 1,000 Scottish adults, 17th to 22nd September 2010.

Source: Ipsos MORI

Thank you

For further information contact

mark.diffley@ipsos.com

or

christopher.mclean@ipsos.com

on 0131 220 5699

Ipsos MORI