

# SCOTTISH PUBLIC OPINION MONITOR

March 2017

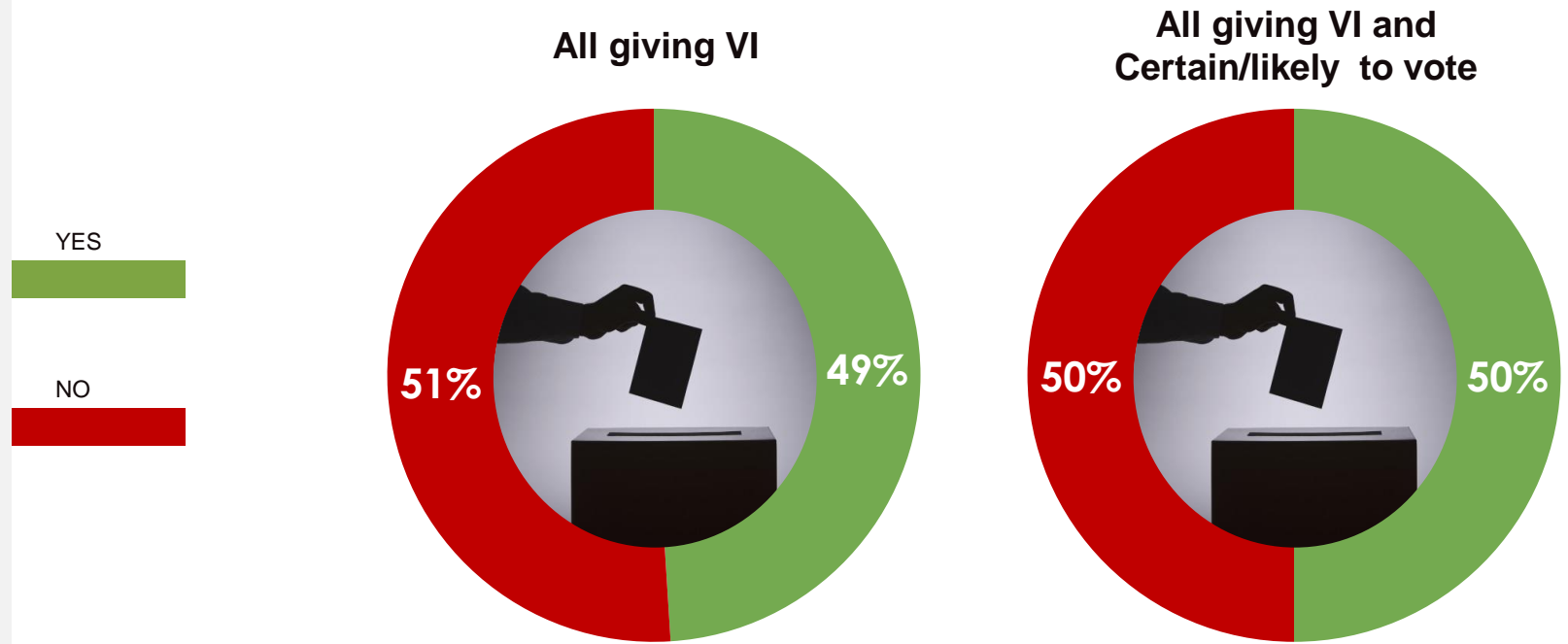


# INDYREF2

# Support for independence

**IF A REFERENDUM WERE HELD TOMORROW ABOUT SCOTLAND'S CONSTITUTIONAL FUTURE, HOW WOULD YOU VOTE IN RESPONSE TO THE FOLLOWING QUESTION: SHOULD SCOTLAND BE AN INDEPENDENT COUNTRY?**

**ALL GIVING A VOTING INTENTION (VI)**

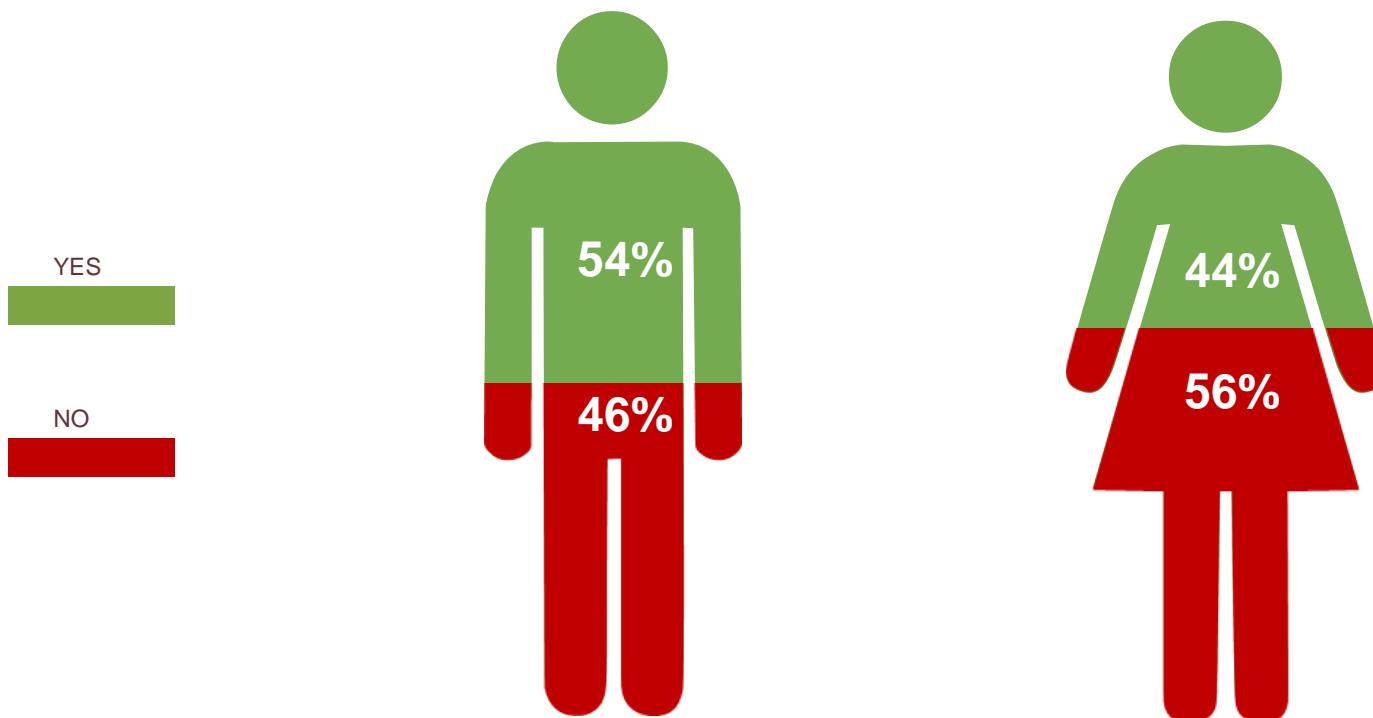


Base: All giving voting intention = 954. All giving voting intention and certain to vote = 858; Data collected among 1,000 Scottish adults 16+, 24 Feb- 6 March

Source: Ipsos MORI Scottish Public Opinion Monitor

# Support by gender

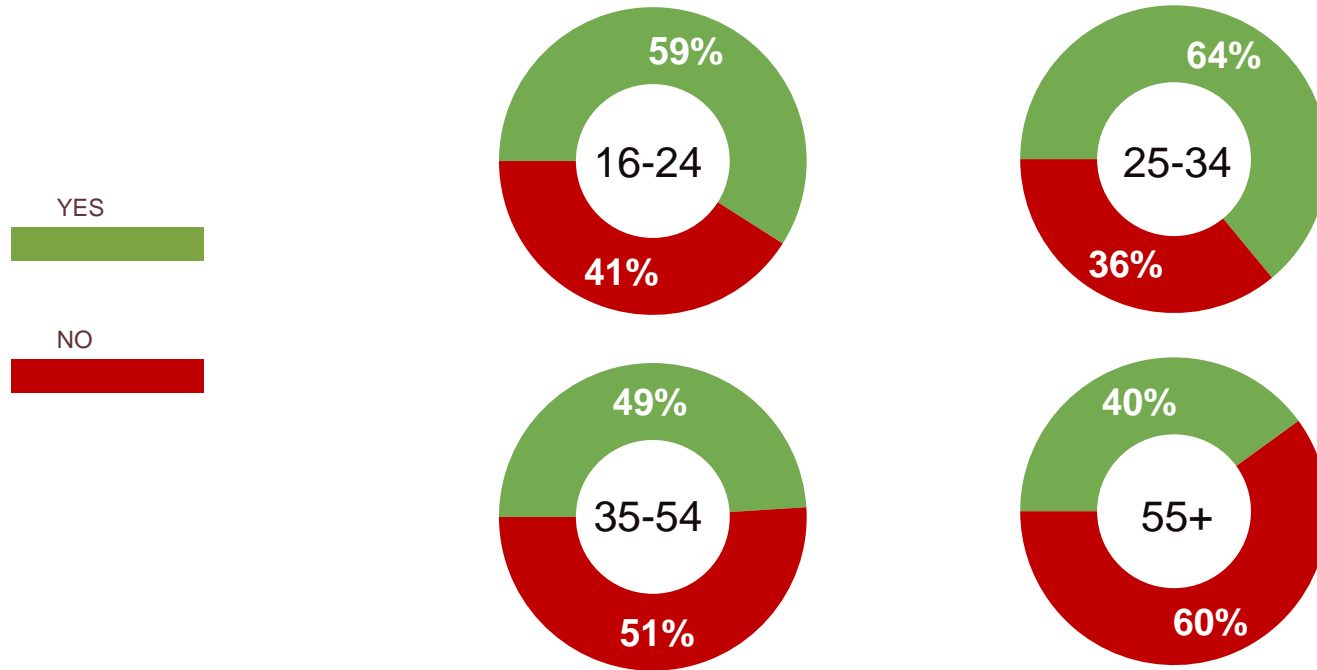
IF A REFERENDUM WERE HELD TOMORROW ABOUT SCOTLAND'S CONSTITUTIONAL FUTURE, HOW WOULD YOU VOTE IN RESPONSE TO THE FOLLOWING QUESTION: SHOULD SCOTLAND BE AN INDEPENDENT COUNTRY?



Base: All giving a voting intention = 954; Data collected among 1,029 Scottish adults 16+, 24 Feb- 6 March 2017

Source: Ipsos MORI Scottish Public Opinion Monitor

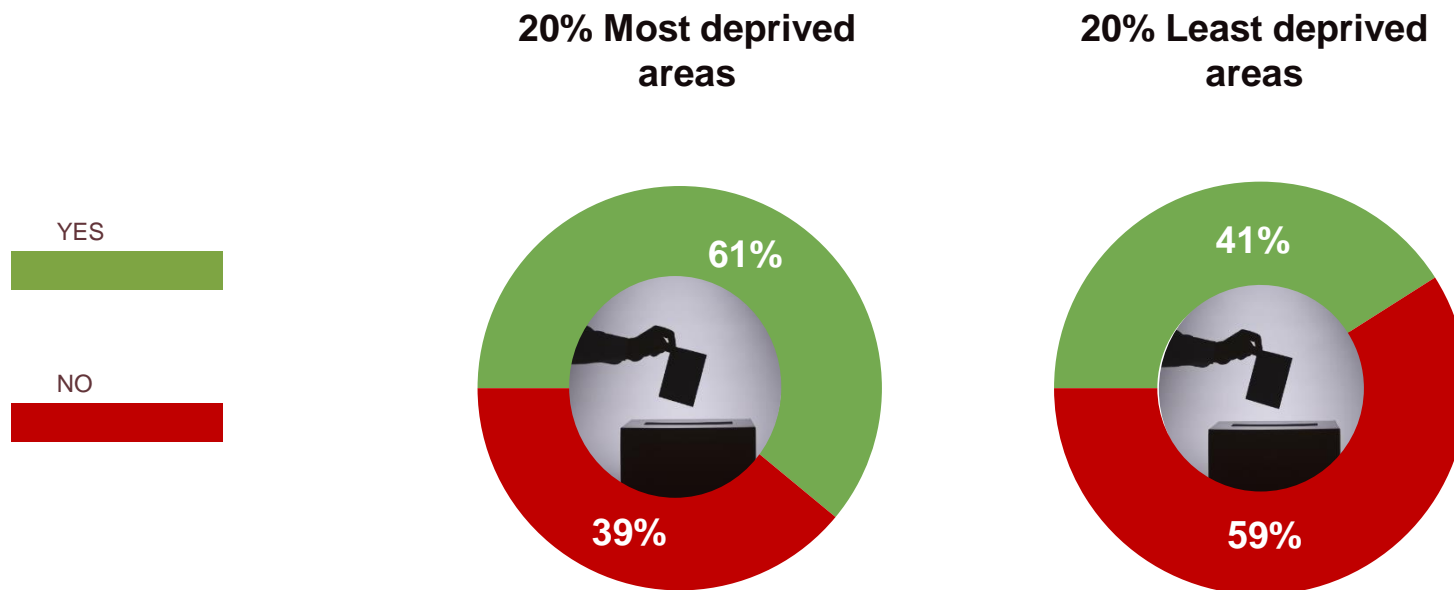
IF A REFERENDUM WERE HELD TOMORROW ABOUT SCOTLAND'S CONSTITUTIONAL FUTURE, HOW WOULD YOU VOTE IN RESPONSE TO THE FOLLOWING QUESTION: SHOULD SCOTLAND BE AN INDEPENDENT COUNTRY?



Base: All giving a voting intention = 954; Data collected among 1,029 Scottish adults 16+, 24 Feb- 6 March 2017

Source: Ipsos MORI Scottish Public Opinion Monitor

IF A REFERENDUM WERE HELD TOMORROW ABOUT SCOTLAND'S CONSTITUTIONAL FUTURE, HOW WOULD YOU VOTE IN RESPONSE TO THE FOLLOWING QUESTION: SHOULD SCOTLAND BE AN INDEPENDENT COUNTRY?

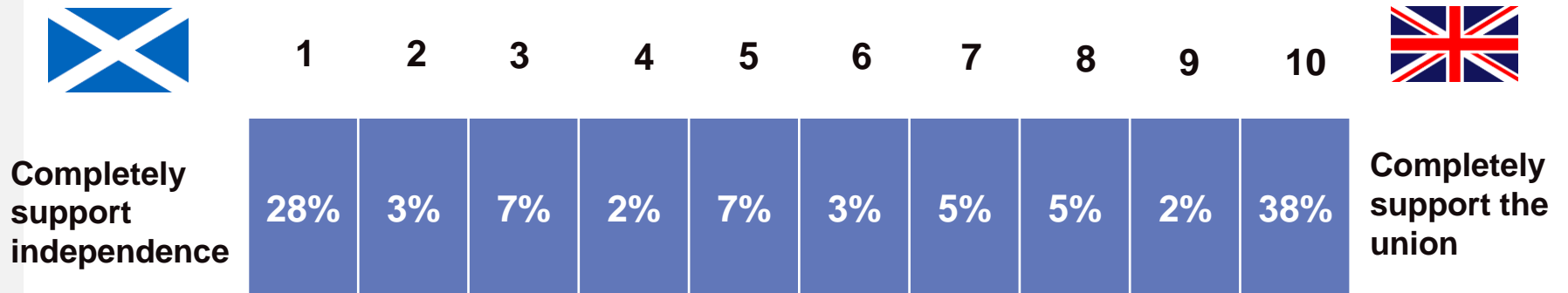


Base: All giving a voting intention = 954; Data collected among 1,029 Scottish adults 16+, 24 Feb- 6 March 2017

Source: Ipsos MORI Scottish Public Opinion Monitor

# Support for independence

ON A SCALE OF 1 TO 10 WHERE 1 MEANS 'I COMPLETELY SUPPORT SCOTLAND BECOMING INDEPENDENT' AND 10 MEANS 'I COMPLETELY SUPPORT SCOTLAND STAYING PART OF THE UK' WHAT NUMBER WOULD YOU CONSIDER YOURSELF TO BE?



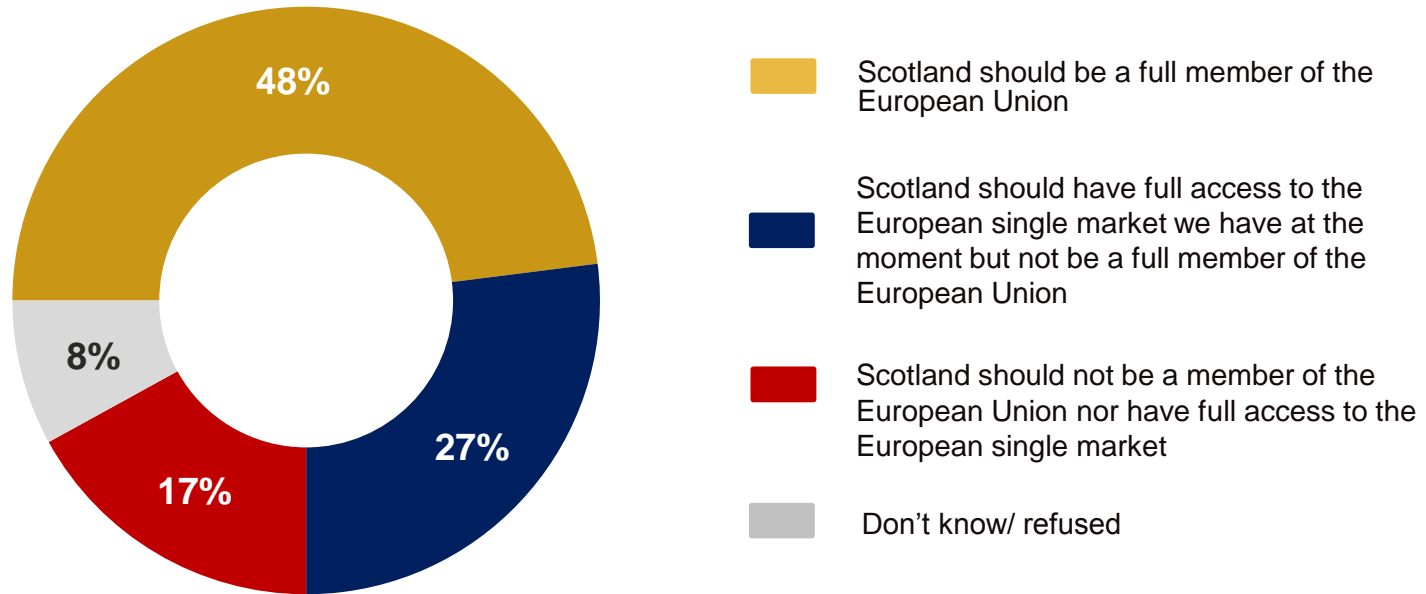
Base: All - 1029 Scottish adults 16+, 24 Feb- 6 March 2017

Source: Ipsos MORI Scottish Public Opinion Monitor

# BREXIT



IF THERE IS A SECOND INDEPENDENCE REFERENDUM AND SCOTLAND VOTES TO BECOME AN INDEPENDENT COUNTRY, WHICH ONE OF THE FOLLOWING DO YOU THINK SHOULD BE THE RELATIONSHIP BETWEEN AN INDEPENDENT SCOTLAND AND THE EUROPEAN UNION?



Base: All. Data collected among 1,029 Scottish adults 16+, 24 Feb- 6 March 2017

Source: Ipsos MORI Scottish Public Opinion Monitor

## AND THINKING ABOUT THE UK'S DECISION TO LEAVE THE EUROPEAN UNION AFTER THE REFERENDUM LAST YEAR, TO WHAT EXTENT DO YOU AGREE OR DISAGREE WITH THE FOLLOWING:

Once the negotiations for the UK leaving the EU finish, there should be another referendum across the UK to either accept or reject the deal



The First Minister Nicola Sturgeon is doing a good job in representing Scotland's interests in the process of the UK leaving the EU



The Prime Minister Theresa May is doing a good job in representing the UK's interests in the process of leaving the EU



The Prime Minister Theresa May is doing a good job in representing Scotland's interests in the process of the UK leaving the EU



■ Agree ■ Disagree ■ Neither agree nor disagree ■ Don't know

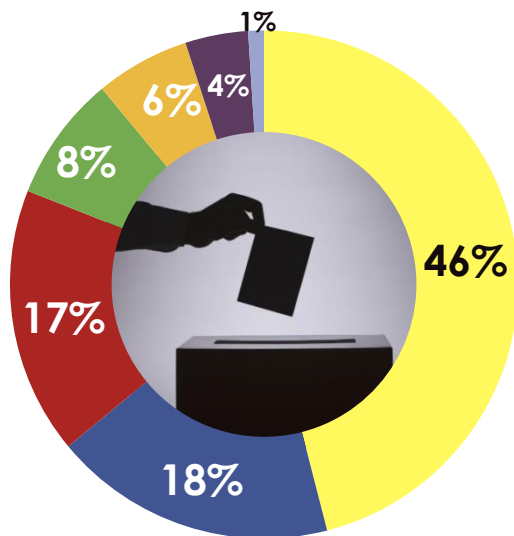
Base: All. Data collected among 1,029 Scottish adults 16+, 24 Feb- 6 March 2017

Source: Ipsos MORI Scottish Public Opinion Monitor

# LOCAL ELECTIONS

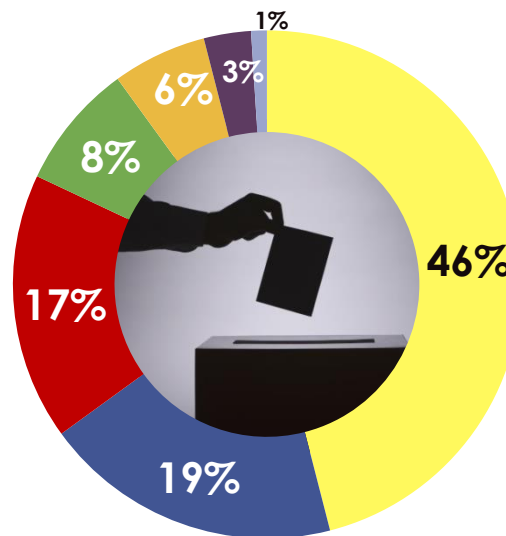
**IN ELECTIONS FOR LOCAL COUNCILS IN SCOTLAND YOU PLACE THE CANDIDATES WHO ARE STANDING IN ORDER OF PREFERENCE. I AM GOING TO READ OUT A LIST OF PARTIES, ONCE I HAVE FINISHED COULD YOU TELL ME WHICH PARTY YOU WOULD GIVE YOUR FIRST VOTE TO IF THE ELECTION WAS BEING HELD TOMORROW.**

All giving a voting intention

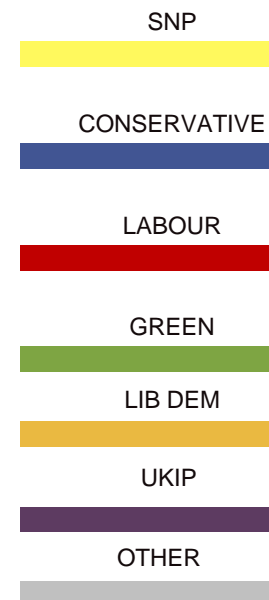


SNP lead +28

All giving a voting intention and likely to vote



SNP lead +27



Base: All giving a voting intention = 958 . All giving a voting intention and likely to vote = 785 Data collected among 1,029 Scottish adults 16+, 24 February- 6 March 2017

Source: Ipsos MORI Scottish Public Opinion Monitor

# Technical details

This presents the topline results from Scotland.

Results are based on a survey of 1,029 respondents (adults aged 16+) conducted by telephone

**Fieldwork dates:** 24 February – 6 March 2017

**Data are weighted by:** age, sex, educational qualifications and working status using census data; tenure using SHS data; and public-private sector employment using Scottish Government Quarterly Public Sector Employment series data

Where results do not sum to 100%, this may be due to computer rounding, multiple responses, or the exclusion of “don’t know” categories

Results are based on all respondents (1,029) unless otherwise stated.

Contact us:

Mark Diffley: [mark.diffley@ipsos.com](mailto:mark.diffley@ipsos.com);  
0131 220 5699