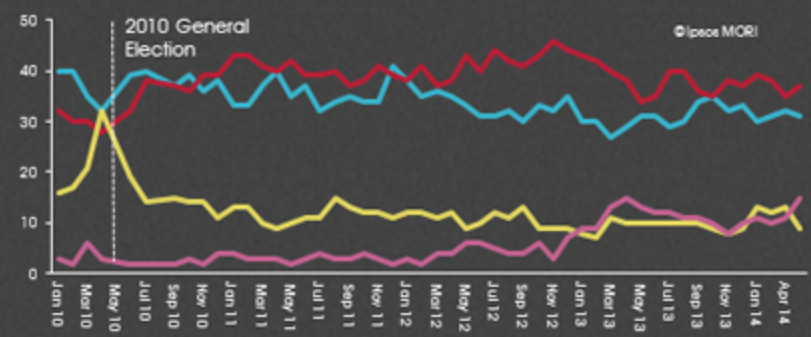
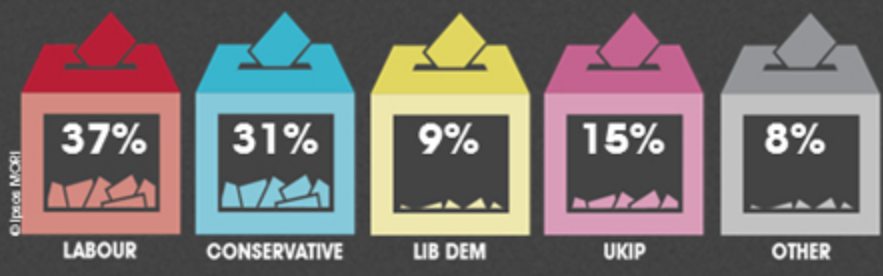




## VOTING INTENTION

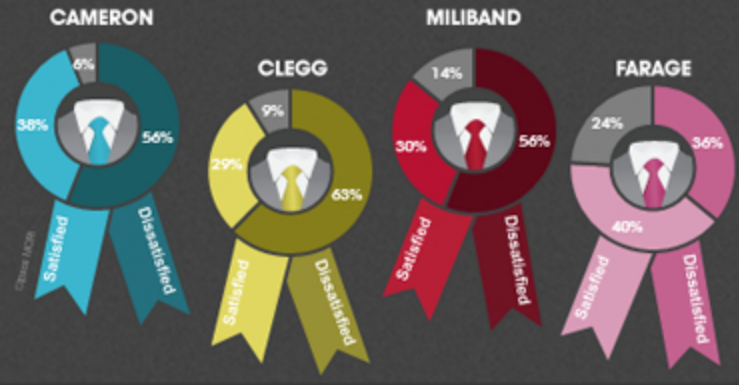
HOW WOULD YOU VOTE IF THERE WERE A GENERAL ELECTION TOMORROW?



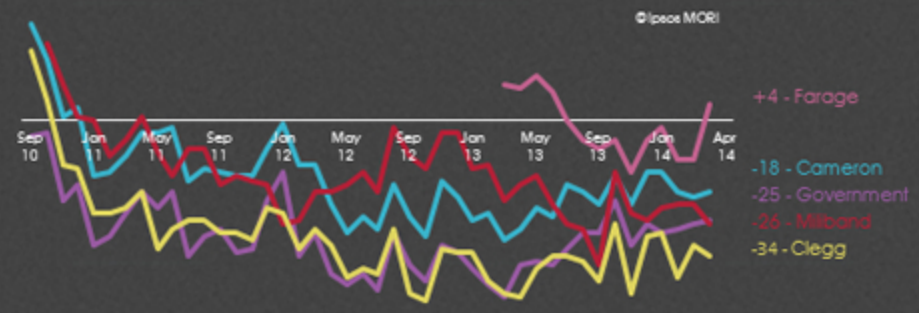
## SATISFACTION

HOW SATISFIED OR DISSATISFIED ARE YOU WITH THE WAY... IS RUNNING THE COUNTRY / DOING HIS JOB AS PRIME MINISTER / DEPUTY PRIME MINISTER / LEADER OF THE LABOUR PARTY / LEADER OF UKIP?

THE GOVERNMENT




Net satisfaction between September 2010 – April 2014



## ECONOMIC OPTIMISM

DO YOU THINK THAT THE GENERAL ECONOMIC CONDITION OF THE COUNTRY WILL IMPROVE, STAY THE SAME OR GET WORSE OVER THE NEXT 12 MONTHS?



## THE BUDGET

FROM WHAT YOU KNOW, OR HAVE HEARD, DO YOU THINK THE BUDGET PROPOSALS ARE A GOOD OR BAD THING?



Technical Details

Voting intention figures are based on those who say they are certain to vote in a general election. They exclude those who say they would not vote, are undecided or refuse to name a party. Ipsos MORI interviewed a representative sample of 1,002 adults aged 18+ across Great Britain. Interviews were conducted by telephone 5<sup>th</sup>-7<sup>th</sup> April 2014. Data are weighted to match the profile of the population. Where percentages do not sum to 100 this may be due to computer rounding, the exclusion of "Don't Know" categories, or multiple answers. For further information please contact Gideon Skinner at ipsos@ipsos.com on 020 7347 3000.