



Global @dvisor

The Economic Pulse of the World

Citizens in 25 Countries Assess the Current State of their Country's Economy for a Total Global Perspective



These are the findings of the *Global @dvisor* Wave 80 (G@80), an Ipsos survey conducted between March 25th and April 8th, 2016.

- The survey instrument is conducted monthly in 25 countries around the world via the Ipsos Online Panel system. The countries reporting herein are Argentina, Australia, Belgium, Brazil, Canada, China, France, Great Britain, Germany, Hungary, India, Israel, Italy, Japan, Mexico, Peru, Poland, Russia, Saudi Arabia, South Africa, South Korea, Spain, Sweden, Turkey and the United States of America.
- For the results of the survey presented herein, an international sample of 18,039 adults aged 18-64 in the US, Israel and Canada, and age 16-64 in all other countries, were interviewed. Approximately 1000+ individuals participated on a country by country basis via the Ipsos Online Panel with the exception of Argentina, Belgium, Hungary, Israel, Mexico, Poland, Russia, Saudi Arabia, South Africa, South Korea, Sweden and Turkey, where each have a sample approximately 500+. The precision of Ipsos online polls are calculated using a credibility interval with a poll of 1,000 accurate to +/- 3.1 percentage points and of 500 accurate to +/- 4.5 percentage points. For more information on the Ipsos use of credibility intervals, please visit the Ipsos website.
- In countries where internet penetration is approximately 60% or higher the data output is comparable the general population. Of the 25 countries surveyed online, 16 yield results that are balanced to reflect the general population: Argentina, Australia, Belgium, Canada, France, Germany, Hungary, Italy, Israel, Japan, Poland, South Korea, Spain, Sweden, United Kingdom and United States. The eight remaining countries surveyed –Brazil (53% Internet penetration among the citizenry), China (46%), India (19%), Mexico (41%), Russia (59%), Saudi Arabia (59%), South Africa (47%) and Turkey (47%)—have lower levels of connectivity therefore are not reflective of the general population; however, the online sample in these countries are particularly valuable in their own right as they are more urban/educated/income than their fellow citizens and are often referred to as “Upper Deck Consumer Citizens”.

Analytic Components...

- There are three analytic components that make up the findings of this monthly Economic Pulse report. Each question is tracked and analyzed from questions dealing with:

① The currently perceived macroeconomic state of the respondent's country:

- Thinking about our economic situation, how would you describe the current economic situation in [insert country]? Is it very good, somewhat good, somewhat bad or very bad?

② The currently perceived state of the local economy:

- Rate the current state of the economy in your local area using a scale from 1 to 7, where 7 means a very strong economy today and 1 means a very weak economy.

③ A six month outlook for the local economy:

- Looking ahead six months from now, do you expect the economy in your local area to be much stronger, somewhat stronger, about the same, somewhat weaker, or much weaker than it is now?



- The national economic assessment average is showing signs of recovery. With positive gains for a second month in a row, 38% of global citizens view their current economic situation as “good”, up one point since last sounding. All regional indicators are in the positive territory except for BRIC (45%, -1 pt.) and APAC (43%, - 1 pt.).
- The local economic assessment average holds steady for a second consecutive month, with three in 10 (29%) respondents saying the economy in their local area is strong. North America (36%, + 4 pts.) is a winner on the regional level, with Canada (33%, + 9pts.) contributing significantly to the overall positive gain.
- The future economic outlook assessment score remains unchanged this month, with nearly one quarter (24%) saying they expect the economy in their local area to be stronger in the next six months. The six month outlook is flat across regions, except for North America (23%, + 2pts.) and Middle East/Africa (25%, - 1pt.).

Global Average of National Economic Assessment Up One Point: 38%

- The average global economic assessment of national economies surveyed in 25 countries is up one point with 38% of global citizens rating their national economies as 'good'.
- Despite a three point drop, Saudi Arabia (86%) remains at the top in the national economic assessment category, followed by India (81%), Germany (74%), Sweden (69%), China (67%), Peru (52%), Israel (52%) and Australia (52%). Gaining one point since last sounding, Brazil (8%) remains at the bottom of the national assessment, followed by South Africa (11%), France (12%), South Korea (13%), Italy (14%), Spain (15%), Argentina (15%) and Japan (21%).
- *Countries with the greatest improvements in this wave:* Canada (49%, +13 pts.), Israel (52%, +9 pts.), Poland (36%, +7 pts.), Peru (52%, +7 pts.), Germany (74%, +7 pts.) and Sweden (69%, +6 pts.).
- *Countries with the greatest declines:* Great Britain (39%, -10 pts.), Belgium (33%, -6 pts.), Russia (25%, -3 pts.), Saudi Arabia (86%, -3 pts.), Japan (21%, -2 pts.) and India (81%, -1 pts.).

Global Average of Local Economic Assessment (29%) Unchanged

- When asked to assess their local economy, an average of **29% of those surveyed in 25 countries agree that the state of the current economy in their local area is 'good'. The local economic assessment is unchanged since last month.**
- Saudi Arabia (59%) and Israel (59%) are tied for the top spot in the local assessment category, followed by India (57%), Sweden (55%), China (55%), Germany (54%), the United States (38%), Canada (33%) and Australia (33%). South Africa (9%) remains at the lowest spot this month, followed by Japan (12%), South Korea (12%), Brazil (13%), Italy (13%), Spain (13%), France (15%), Argentina (16%) and Mexico (16%).
- *Countries with the greatest improvements in this wave:* Canada (33%, +9 pts.), Israel (59%, +6 pts.), Peru (22%, +5 pts.), Poland (22%, +3 pts.), Brazil (13%, +3 pts.), India (57%, +2 pts.), Germany (54%, +2 pts.) and Argentina (16%, +2 pts.).
- *Countries with the greatest declines in this wave:* Great Britain (24%, -9 pts.), Saudi Arabia (59%, -9 pts.), Belgium (19%, -7 pts.), Russia (20%, -3 pts.), Turkey (30%, -3 pts.), France (13%, -2 pts.), Mexico (16%, -2 pts.), South Korea (12%, -2 pts.) and the United States (38%, -2 pts.).

Global Average of Future Outlook for Local Economy (24%) Unchanged

- The future outlook is unchanged since last month, with an average of one quarter (24%) of global citizens surveyed in 25 countries expecting their local economy to be stronger six months from now.
- India (63%) remains in the lead in this assessment category, followed by Brazil (54%), Argentina (53%), Saudi Arabia (51%), China (49%), Peru (47%), the United States (27%), Turkey (27%), Mexico (26%) and Russia (21%). Once again, France (6%) has the lowest future outlook score this month, followed by Belgium (7%), Israel (9%), Japan (10%), South Korea (10%), Great Britain (10%), Sweden (11%), Italy (11%), Hungary (12%) and Australia (14%).
- *Countries with the greatest improvements in this wave:* Poland (18%, +4 pts.), Argentina (53%, +4 pts.), Turkey (27%, +3 pts.), Germany (15%, +3 pts.), Canada (19%, +3 pts.), South Africa (15%, +2 pts.), China (49%, +2pts.) and Australia (14%, +2 pts.).
- *Countries with the greatest declines in this wave:* Belgium (7%, -5 pts.), Mexico (26%, -5 pts.), Israel (9%, -4 pts.), Russia (21%, -4 pts.), Great Britain (10%, -2 pts.), India (63%, -2 pts.), Peru (47%, -1 pts.) and Saudi Arabia (51%, -1 pts.).








1. National Economic Assessments: Countries at a Glance Compared to the Last Wave...

is HIGHEST this month		has experienced an IMPROVEMENT since last sounding			has experienced a DECLINE since last sounding		is LOWEST this month	
Saudi Arabia	86%	Canada	▲	13%	Great Britain	▼ -10%	Poland	36%
India	81%	Israel	▲	9%	Belgium	▼ -6%	Belgium	33%
Germany	74%	Poland	▲	7%	Russia	▼ -3%	Russia	25%
Sweden	69%	Peru	▲	7%	Saudi Arabia	▼ -3%	Mexico	24%
China	67%	Germany	▲	7%	Japan	▼ -2%	Hungary	22%
Australia	52%	Sweden	▲	6%	India	▼ -1%	Japan	21%
Peru	52%	Turkey	▲	2%			Argentina	15%
Israel	52%	South Africa	▲	2%			Spain	15%
Canada	49%	Hungary	▲	2%			Italy	14%
US	46%	US	▲	1%			South Korea	13%
Turkey	40%	Mexico	▲	1%			France	12%
Great Britain	39%	Italy	▲	1%			South Africa	11%
		Brazil	▲	1%			Brazil	8%

--	--	--	--	--	--	--	--

Thinking about our economic situation, how would you describe the current economic situation in [insert country]?
Is it very good, somewhat good, somewhat bad or very bad?

1. National Economic Assessment: Regions at a Glance Compared to the Last Wave...

REGION (in descending order by NET)	NET 'Good'	CHANGE (since last sounding)
Middle East/Africa	47%	 2%
North America	47%	 6%
BRIC	45%	 -1%
APAC	43%	 -1%
Europe	35%	 1%
G-8 Countries	35%	 1%
LATAM	25%	 3%

Thinking about our economic situation, how would you describe the current economic situation in [insert country]?
Is it very good, somewhat good, somewhat bad or very bad?







2. Local Economic Assessment: Countries at a Glance Compared to the Last Wave...

Those Countries Where the Local Area Economic Assessment...

is HIGHEST this month		has experienced an IMPROVEMENT since last sounding		has experienced a DECLINE since last sounding		is LOWEST this month	
Saudi Arabia	59%	Canada	▲ 9%	Great Britain	▼ -9%	Peru	22%
Israel	59%	Israel	▲ 6%	Saudi Arabia	▼ -9%	Russia	20%
India	57%	Peru	▲ 5%	Belgium	▼ -7%	Belgium	19%
Sweden	55%	Poland	▲ 3%	Russia	▼ -3%	Hungary	17%
China	55%	Brazil	▲ 3%	Turkey	▼ -3%	Mexico	16%
Germany	54%	India	▲ 2%	France	▼ -2%	Argentina	16%
US	38%	Germany	▲ 2%	Mexico	▼ -2%	France	13%
Australia	33%	Argentina	▲ 2%	South Korea	▼ -2%	Italy	13%
Canada	33%	South Africa	▲ 1%	US	▼ -2%	Spain	13%
Turkey	30%	China	▲ 1%	Australia	▼ -1%	Brazil	13%
Great Britain	24%			Sweden	▼ -1%	South Korea	12%
Poland	22%					Japan	12%
						South Africa	9%

Rate the current state of the economy in your local area using a scale from 1 to 7, where 7 means a very strong economy today and 1 means a very weak economy

2. Local Economic Assessment: Regions at a Glance Compared to the Last Wave...

REGION (in descending order by NET)	NET 'Strong' Top 3 Box (5-6-7)	CHANGE (since last sounding)
Middle East/Africa	39%	 -1%
BRIC	36%	0%
North America	36%	 4%
APAC	31%	 -1%
Europe	26%	 -1%
G-8 Countries	26%	 -1%
LATAM	17%	 2%



Rate the current state of the economy in your local area using a scale from 1 to 7, where 7 means a very strong economy today and 1 means a very weak economy

3. Six Month Outlook on the Local Economy: Countries at a Glance Compared to the Last Wave...

Countries where the Assessment of the Local Economic Strengthening ...							
is HIGHEST this month		has experienced an IMPROVEMENT since last sounding		has experienced a DECLINE since last sounding		is LOWEST this month	
India	63%	Poland	▲ 4%	Belgium	▼ -5%	Poland	18%
Brazil	54%	Argentina	▲ 4%	Mexico	▼ -5%	South Africa	15%
Argentina	53%	Turkey	▲ 3%	Israel	▼ -4%	Germany	15%
Saudi Arabia	51%	Germany	▲ 3%	Russia	▼ -4%	Australia	14%
China	49%	Canada	▲ 3%	Great Britain	▼ -2%	Hungary	12%
Peru	47%	South Africa	▲ 2%	India	▼ -2%	Italy	11%
US	27%	China	▲ 2%	Peru	▼ -1%	Sweden	11%
Turkey	27%	Australia	▲ 2%	Saudi Arabia	▼ -1%	Great Britain	10%
Mexico	26%	US	▲ 1%			South Korea	10%
Russia	21%	Sweden	▲ 1%			Japan	10%
Spain	19%	Japan	▲ 1%			Israel	9%
Canada	19%	Hungary	▲ 1%			Belgium	7%
		France	▲ 1%			France	6%
		Brazil	▲ 1%				

Looking ahead six months from now, do you expect the economy in your local area to be much stronger, somewhat stronger, about the same, somewhat weaker, or much weaker than it is now?

3. Six Month Outlook on Local Economy: Regions at a Glance Compared to Last Wave...

REGION (in descending order by NET)	NET 'Stronger'	CHANGE (since last sounding)
BRIC	47%	0%
LATAM	45%	0%
APAC	28%	0%
Middle East/Africa	25%	 -1%
North America	23%	 2%
G-8 Countries	15%	0%
Europe	12%	0%

Looking ahead six months from now, do you expect the economy in your local area to be much stronger, somewhat stronger, about the same, somewhat weaker, or much weaker than it is now?

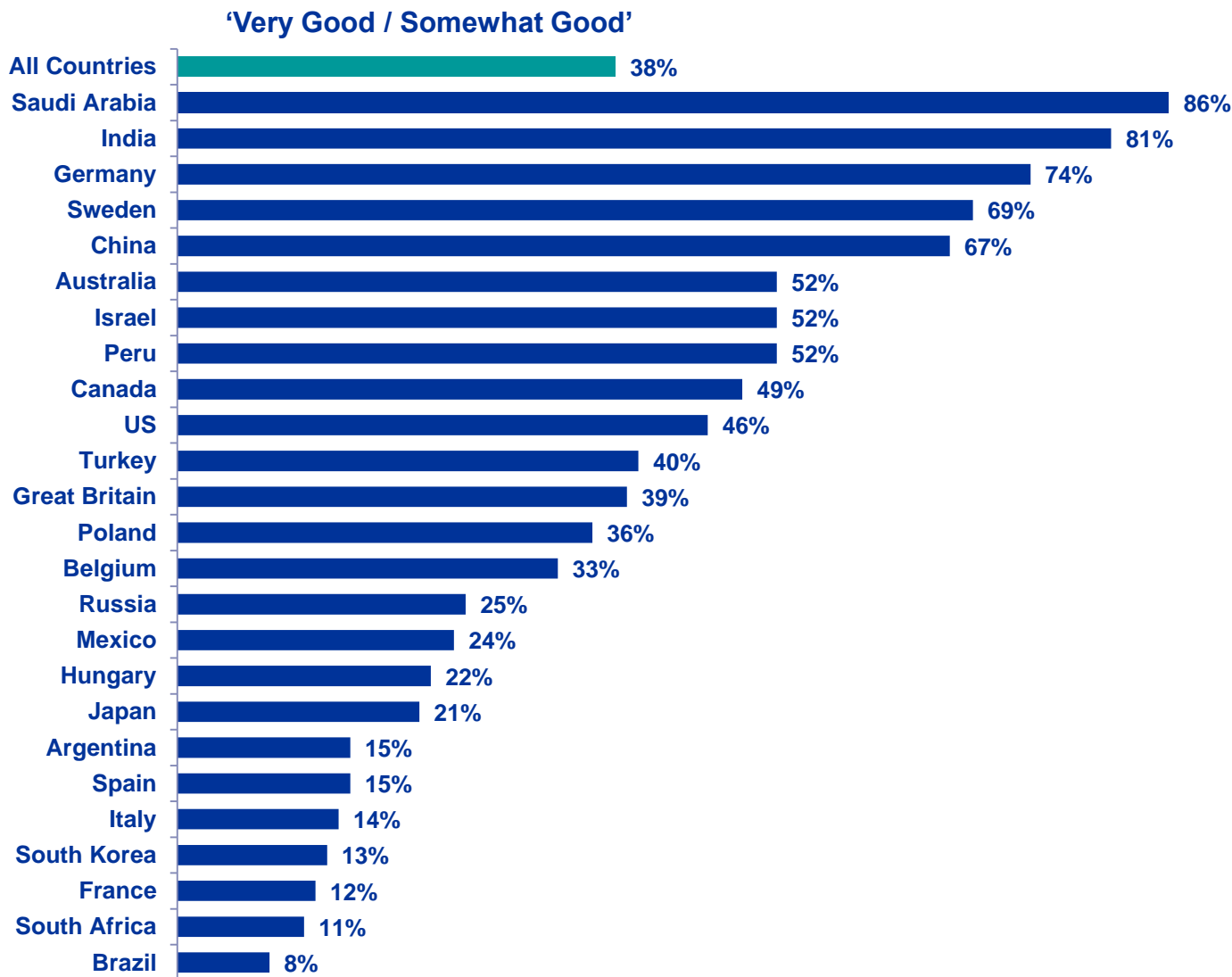
DETAILED FINDINGS

① Assessing The Current Economic Situation ...

...in Their Country

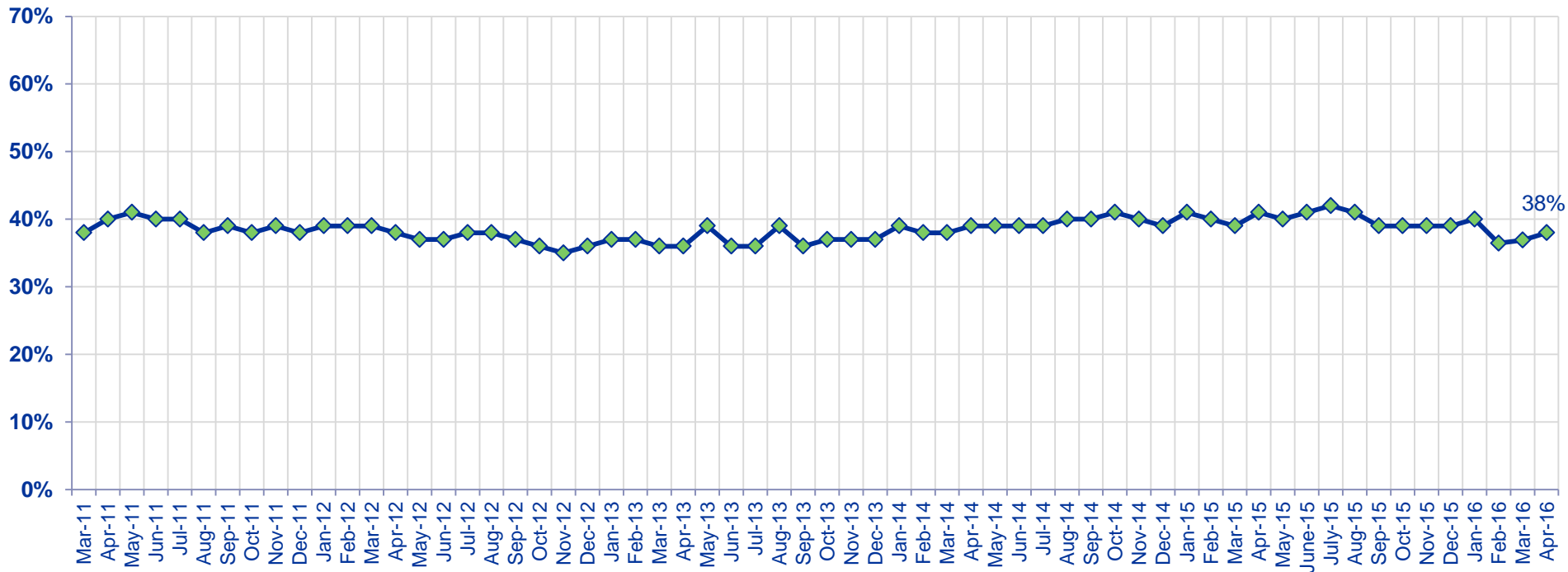


Global Citizens Assess the Current Economic Situation in their Country as “Good”



Now thinking about our economic situation, how would you describe the current economic situation in [insert country]? Is it very good, somewhat good, somewhat bad or very bad?

Total Good



Now thinking about our economic situation, how would you describe the current economic situation in [insert country]?
Is it very good, somewhat good, somewhat bad or very bad?

For All Countries Tracked: Citizens Assess the Current Economic Situation in their Country as “Good”

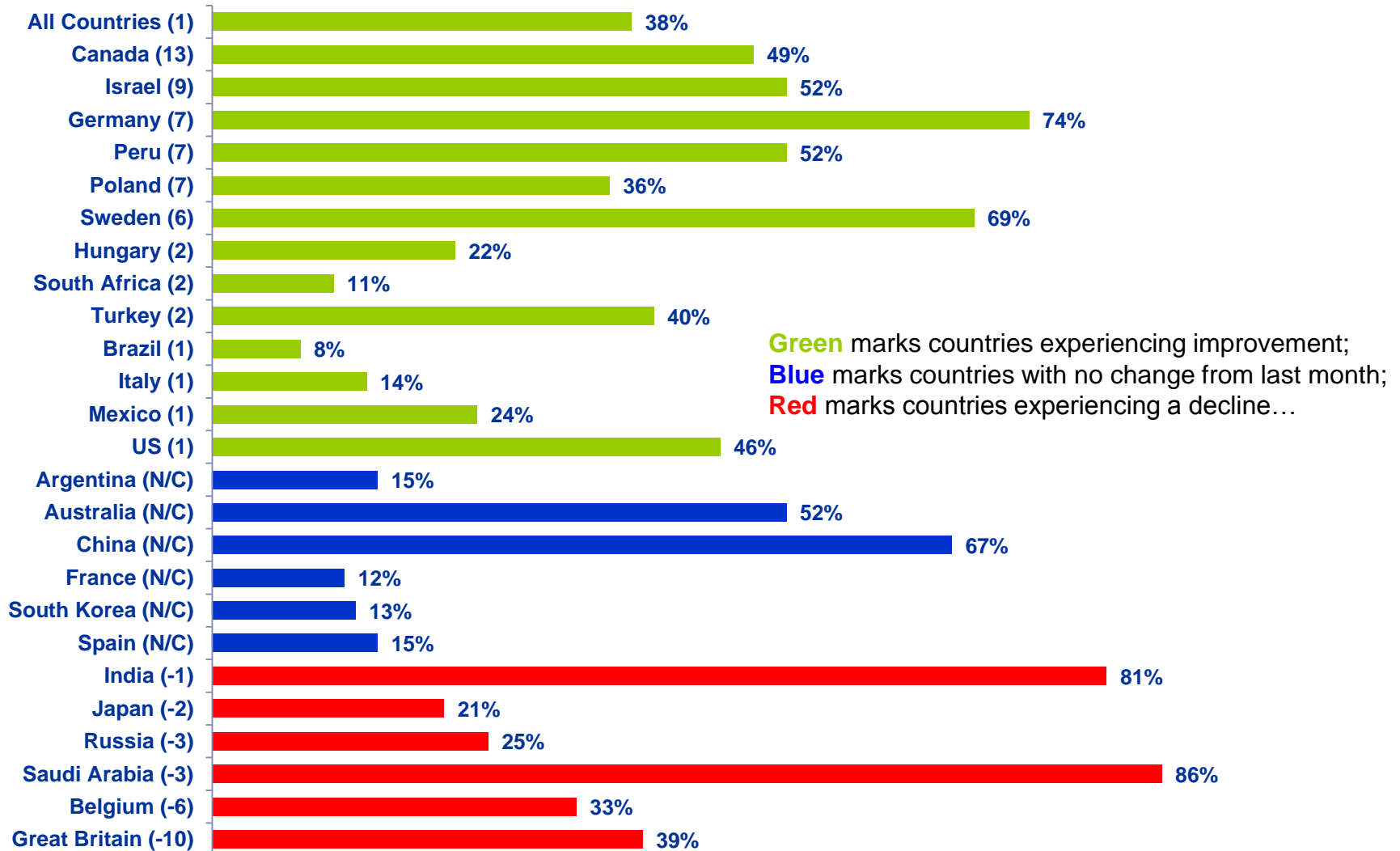
Now thinking about our economic situation, how would you describe the current economic situation in [insert country]?
Is it very good, somewhat good, somewhat bad or very bad?

	Apr '13	May '13	Jun '13	Jul '13	Aug '13	Sep '13	Oct '13	Nov '13	Dec '13	Jan '14	Feb '14	Mar '14	Apr '14	May '14	Jun '14	Jul '14	Aug '14	Sep '14	Oct '14	Nov '14	Dec '14	Jan '15	Feb '15	Mar '15	Apr '15	May '15	June '15	July '15	Aug '15	Sep '15	Oct '15	Nov '15	Dec '15	Jan '16	Feb '16	Mar '16	Apr '16		
Total	36%	39%	36%	36%	39%	36%	37%	37%	37%	39%	38%	38%	39%	39%	39%	39%	40%	40%	41%	40%	39%	41%	40%	39%	41%	40%	41%	42%	41%	39%	39%	39%	39%	40%	36%	37%	38%		
Argentina	31%	25%	26%	28%	27%	31%	31%	26%	26%	28%	21%	18%	17%	18%	24%	21%	24%	19%	21%	19%	20%	21%	24%	25%	29%	28%	28%	29%	24%	28%	29%	29%	27%	28%	24%	15%	15%		
Australia	62%	54%	57%	57%	56%	62%	64%	63%	58%	59%	57%	54%	60%	53%	52%	56%	57%	58%	65%	63%	57%	58%	56%	51%	54%	56%	56%	57%	56%	54%	53%	55%	57%	59%	56%	52%	52%		
Belgium	29%	27%	27%	37%	38%	36%	34%	31%	30%	40%	37%	37%	40%	42%	39%	41%	40%	37%	35%	33%	31%	33%	39%	41%	35%	38%	44%	46%	45%	42%	35%	43%	35%	40%	38%	39%	33%		
Brazil	42%	42%	35%	26%	28%	30%	35%	34%	35%	37%	26%	24%	26%	20%	31%	24%	25%	26%	32%	23%	22%	17%	12%	11%	11%	14%	9%	12%	10%	6%	8%	8%	4%	8%	8%	7%	8%		
Canada	59%	63%	66%	65%	66%	64%	66%	68%	63%	62%	63%	66%	64%	65%	63%	70%	68%	65%	65%	67%	66%	63%	59%	61%	57%	63%	60%	65%	47%	45%	51%	52%	51%	44%	34%	36%	49%		
China	64%	66%	59%	66%	62%	61%	65%	61%	72%	63%	69%	69%	68%	66%	65%	69%	73%	74%	70%	78%	71%	80%	71%	75%	79%	76%	75%	72%	70%	68%	69%	72%	74%	66%	61%	67%	67%		
France	5%	3%	5%	6%	9%	8%	10%	5%	6%	8%	8%	10%	9%	9%	7%	8%	6%	5%	7%	6%	7%	7%	10%	9%	11%	11%	12%	11%	11%	10%	14%	12%	13%	18%	9%	12%	12%		
Germany	67%	62%	66%	69%	67%	69%	68%	73%	73%	75%	74%	76%	75%	75%	76%	77%	75%	79%	75%	74%	75%	81%	76%	79%	74%	76%	75%	78%	79%	77%	73%	71%	74%	79%	72%	67%	74%		
Great Britain	13%	21%	19%	23%	24%	24%	29%	26%	27%	28%	36%	36%	37%	43%	39%	41%	45%	42%	41%	45%	39%	46%	44%	48%	51%	51%	55%	49%	48%	53%	48%	45%	45%	48%	49%	49%	39%		
Hungary	7%	13%	10%	12%	11%	14%	10%	12%	17%	17%	14%	17%	24%	18%	17%	20%	18%	16%	23%	13%	15%	16%	16%	13%	19%	15%	17%	18%	19%	16%	20%	19%	23%	16%	19%	20%	22%		
India	66%	62%	60%	53%	54%	40%	51%	52%	56%	58%	61%	58%	60%	66%	75%	65%	72%	80%	80%	81%	81%				36%	34%	46%	47%	48%	51%	53%	52%	44%	42%	46%	42%	47%	43%	52%
Israel																																							
Italy	4%	4%	6%	5%	8%	6%	5%	6%	6%	5%	7%	6%	10%	9%	7%	9%	8%	7%	8%	8%	7%	8%	8%	9%	10%	9%	11%	10%	12%	14%	13%	13%	16%	13%	14%	13%	14%		
Japan	20%	27%	18%	21%	21%	24%	21%	24%	25%	27%	29%	25%	26%	26%	29%	28%	27%	22%	20%	19%	19%	23%	26%	31%	31%	31%	30%	36%	30%	27%	29%	26%	27%	29%	26%	23%	21%		
Mexico	29%	31%	31%	28%	30%	23%	22%	22%	21%	20%	23%	24%	19%	20%	25%	26%	24%	22%	29%	23%	20%	19%	22%	16%	30%	16%	28%	33%	20%	21%	23%	27%	24%	24%	17%	23%	24%		
Peru																																		52%	52%	46%	45%	52%	
Poland	19%	16%	16%	20%	23%	20%	22%	24%	22%	24%	25%	22%	25%	31%	25%	26%	26%	28%	31%	35%	33%	28%	27%	29%	30%	29%	33%	29%	35%	35%	36%	30%	36%	35%	33%	29%	36%		
Russia	33%	30%	31%	34%	30%	31%	27%	29%	28%	28%	32%	39%	50%	58%	47%	50%	59%	53%	47%	41%	36%	26%	28%	32%	33%	43%	36%	37%	38%	34%	30%	29%	36%	32%	21%	28%	25%		
Saudi Arabia	80%	81%	85%	84%	82%	87%	85%	80%	82%	86%	85%	86%	89%	87%	85%	87%	85%	84%	87%	85%	84%	87%	94%	92%	93%	90%	91%	91%	90%	87%	90%	91%	90%	86%	88%	89%	86%		
South Africa	23%	31%	19%	20%	25%	21%	27%	27%	27%	24%	17%	21%	18%	28%	23%	21%	24%	26%	22%	26%	23%	26%	27%	18%	25%	17%	20%	17%	21%	16%	19%	18%	12%	12%	13%	9%	11%		
South Korea	14%	17%	18%	17%	20%	20%	19%	21%	17%	17%	23%	16%	23%	19%	17%	15%	17%	16%	14%	11%	12%	13%	13%	13%	14%	16%	15%	14%	14%	14%	18%	12%	13%	11%	13%	13%	13%		
Spain	3%	4%	4%	4%	5%	6%	4%	5%	6%	7%	8%	6%	10%	10%	8%	9%	11%	10%	7%	10%	9%	11%	12%	13%	12%	16%	13%	16%	20%	19%	17%	17%	18%	14%	15%	15%			
Sweden	70%	72%	71%	76%	70%	71%	67%	77%	60%	72%	69%	80%	66%	64%	75%	73%	70%	77%	67%	67%	74%	72%	73%	69%	66%	65%	66%	66%	70%	65%	72%	63%	58%	65%	56%	63%	69%		
Turkey	55%	48%	50%	47%	46%	46%	50%	48%	45%	43%	39%	40%	44%	45%	45%	44%	49%	47%	43%	46%	39%	45%	43%	39%	36%	38%	32%	38%	39%	28%	29%	42%	40%	45%	36%	38%	40%		
United States	31%	33%	31%	33%	34%	33%	23%	30%	35%	35%	31%	31%	36%	37%	38%	33%	35%	36%	42%	41%	44%	51%	47%	47%	48%	47%	44%	43%	48%	42%	43%	44%	45%	45%	44%	45%	46%		

Countries Ranked and Marked By Change In Assessment From Last Month (Left Column)

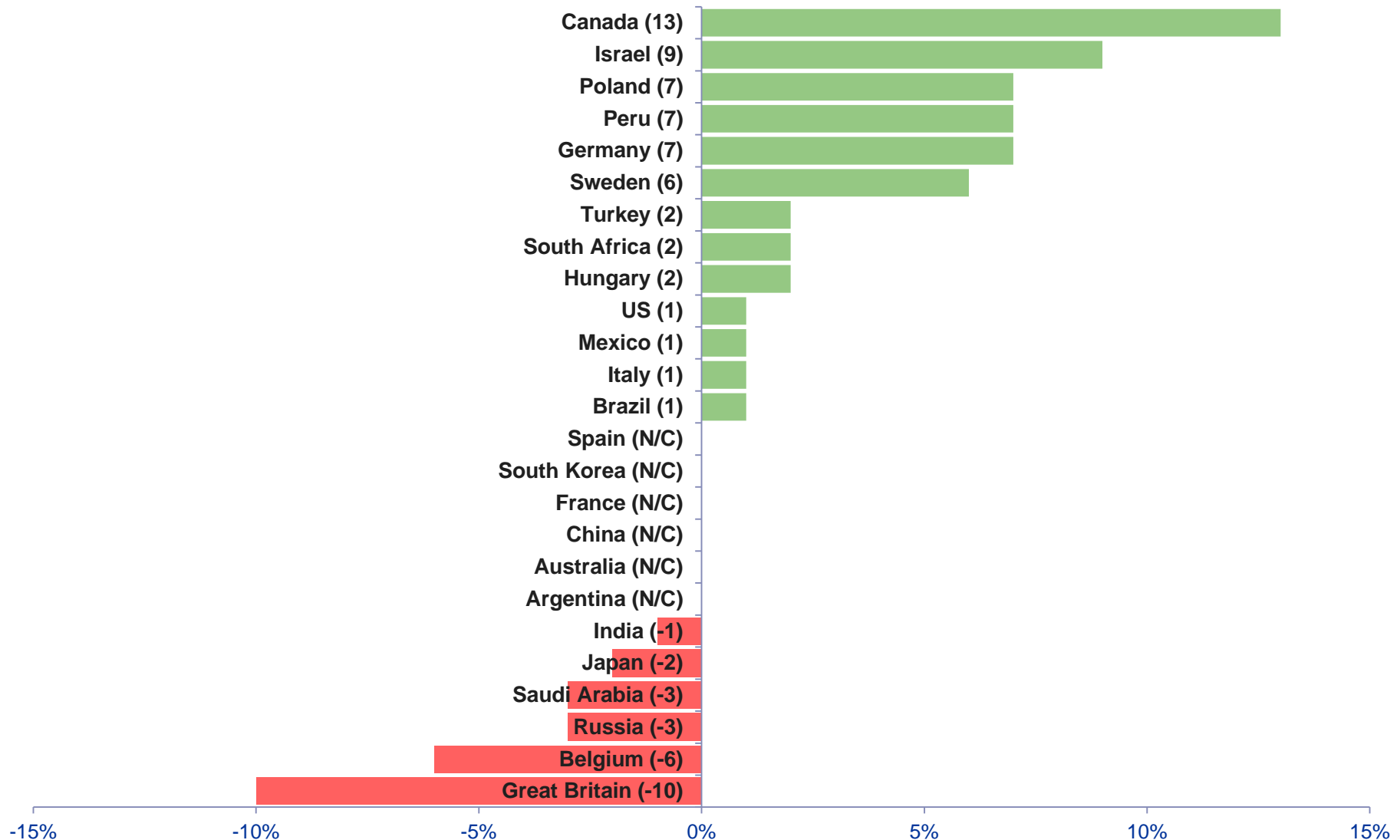
Thinking about our economic situation, how would you describe the current economic situation in [insert country]? Is it very good, somewhat good, somewhat bad or very bad?

% Very Good / Somewhat Good



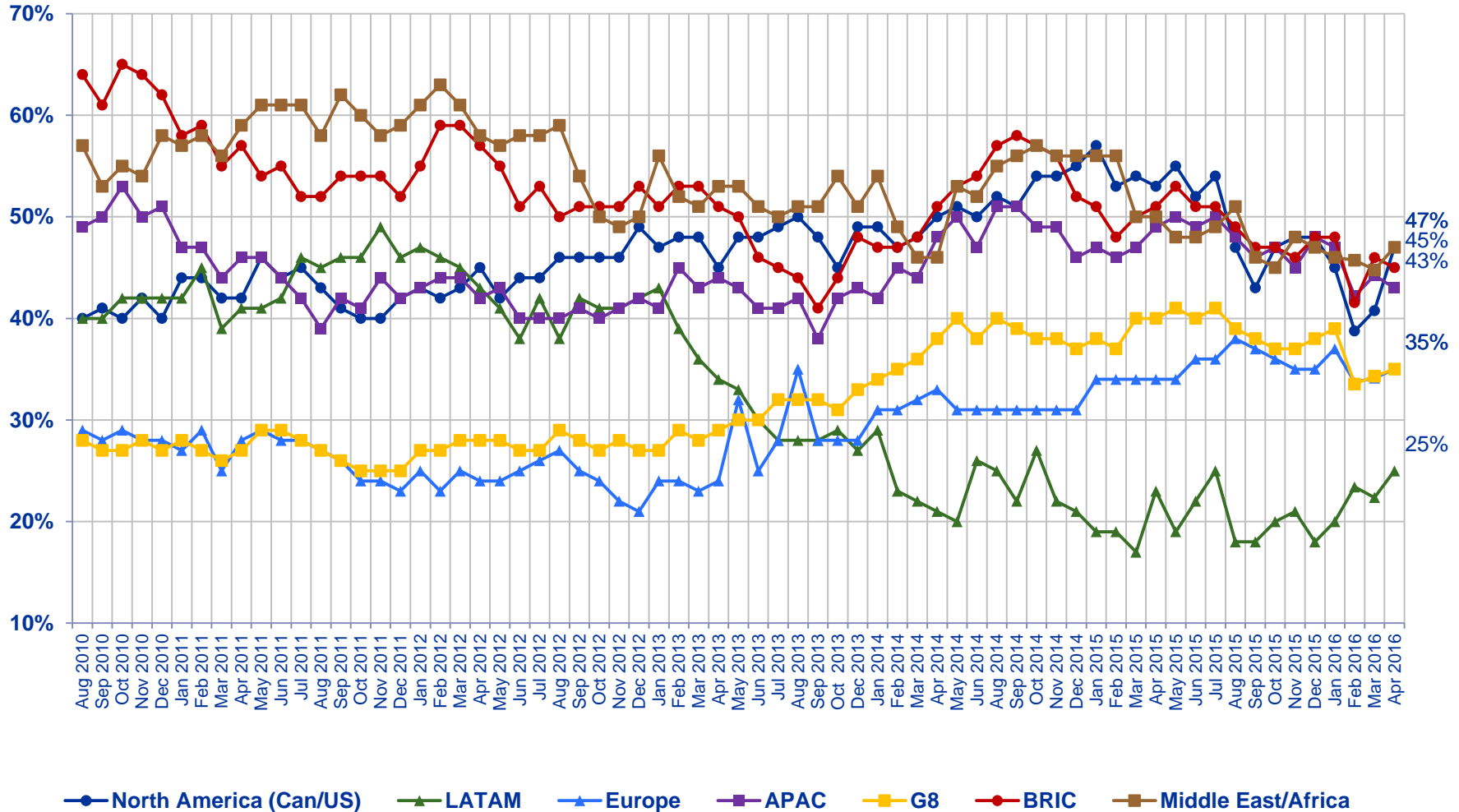
Countries Ranked by Net Improvement, Decline or No Change Compared to

Last Month: Thinking about our economic situation, how would you describe the current economic situation in [insert country]?
Is it very good, somewhat good, somewhat bad or very bad?



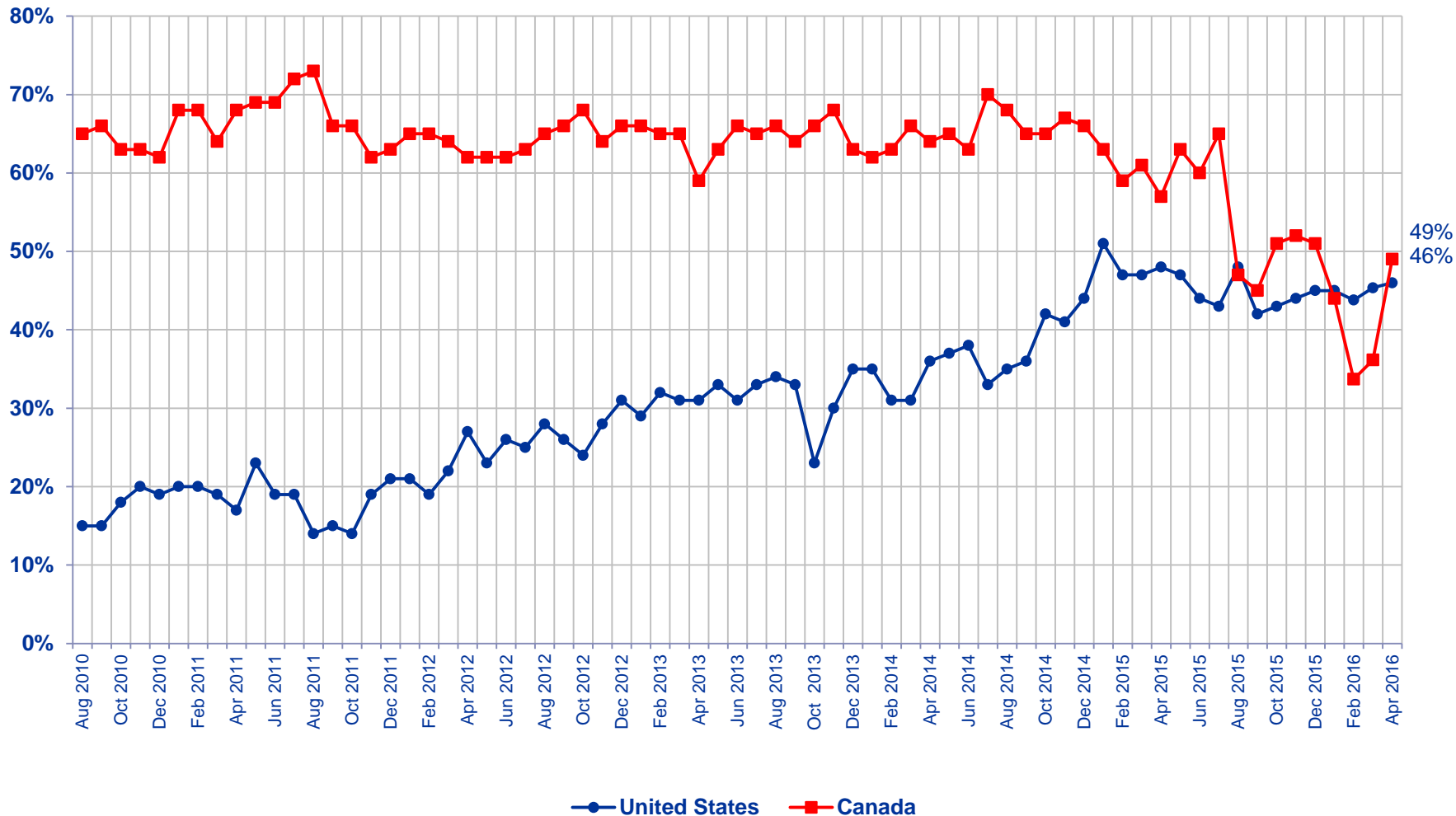
Assessing the Current Economic Situation by All Regions:

Very Good / Somewhat Good



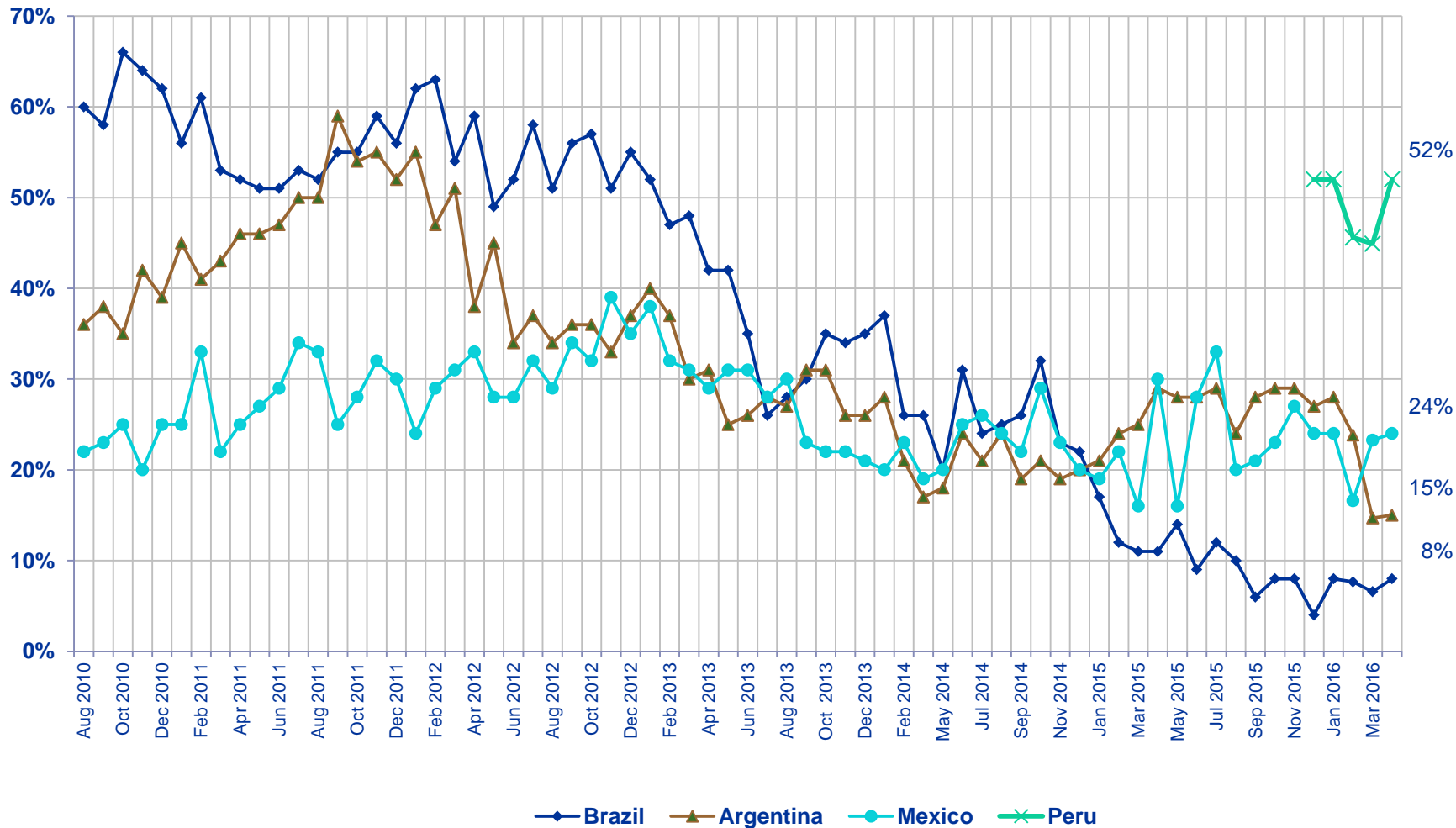
Now thinking about our economic situation, how would you describe the current economic situation in [insert country]?
Is it very good, somewhat good, somewhat bad or very bad?

Very Good / Somewhat Good



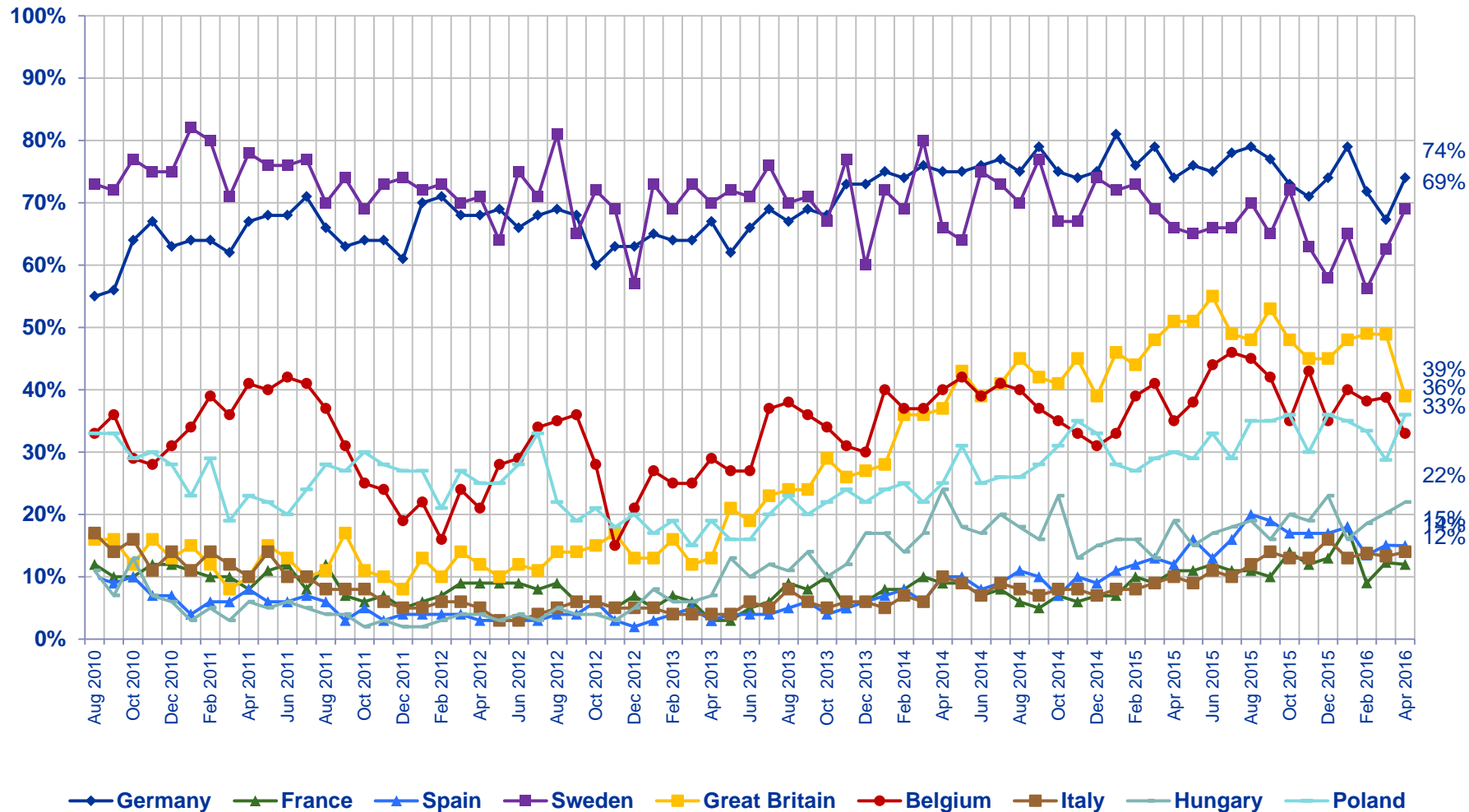
Now thinking about our economic situation, how would you describe the current economic situation in [insert country]?
Is it very good, somewhat good, somewhat bad or very bad?

Very Good / Somewhat Good



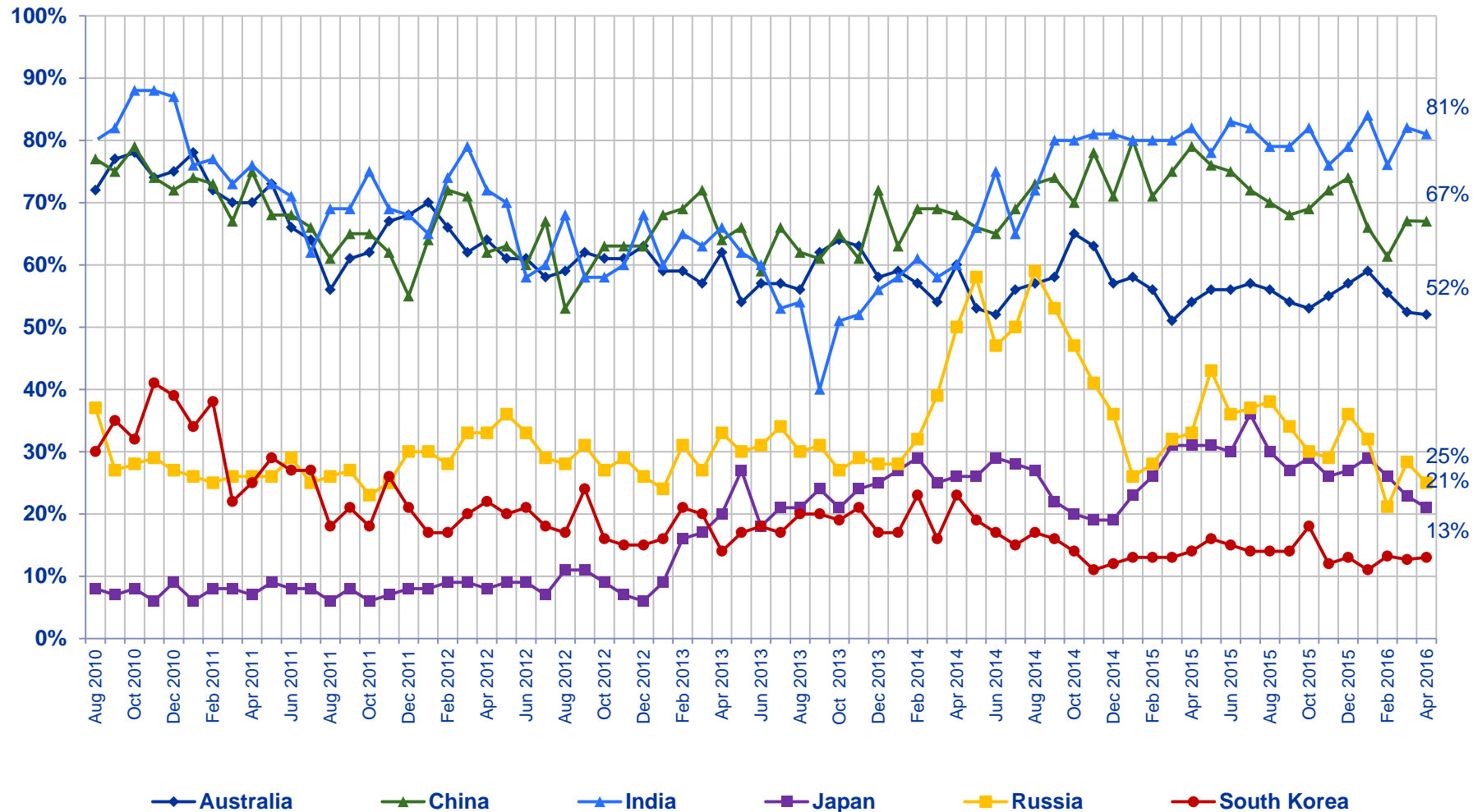
Now thinking about our economic situation, how would you describe the current economic situation in [insert country]?
Is it very good, somewhat good, somewhat bad or very bad?

Very Good / Somewhat Good



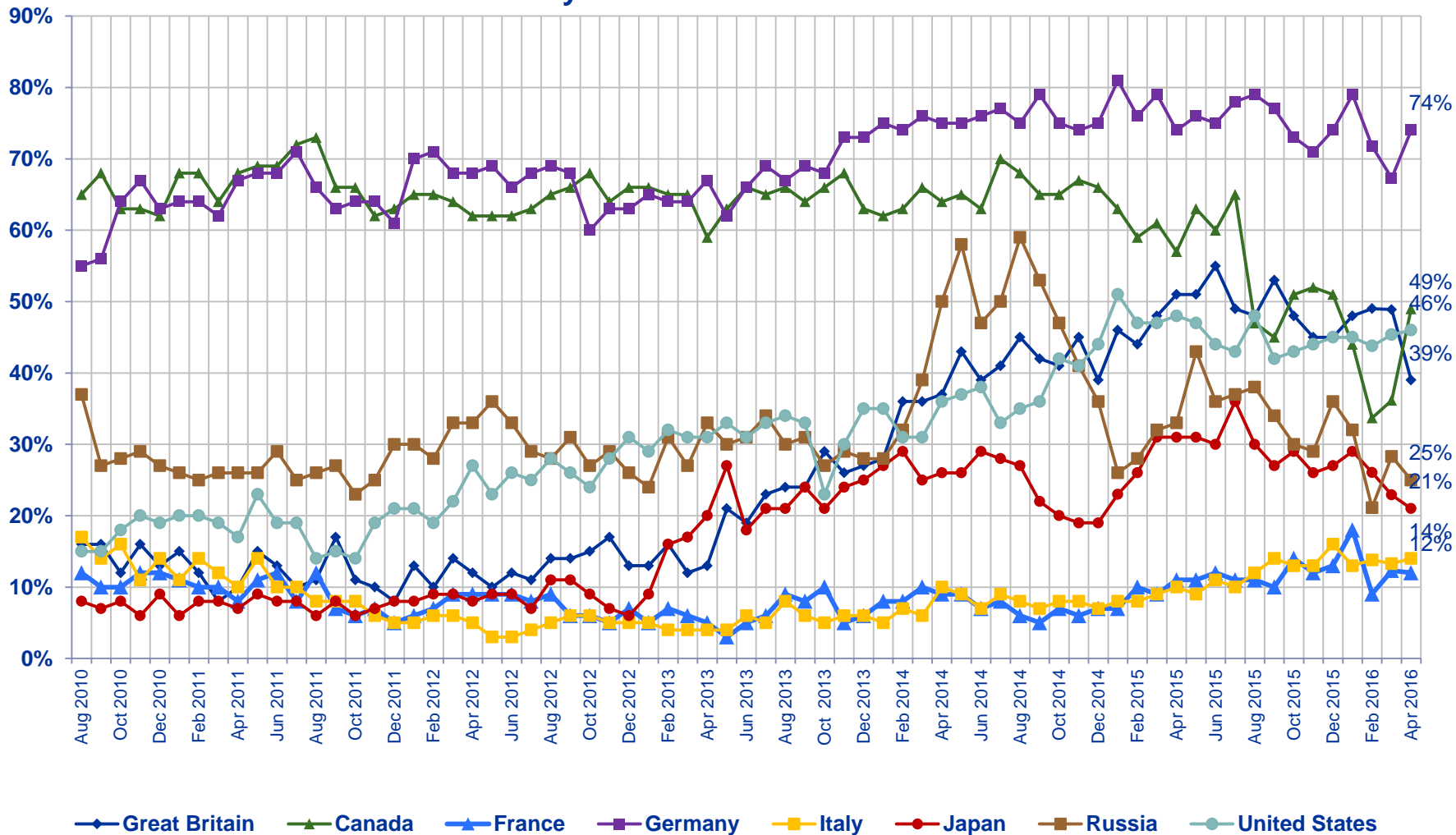
Now thinking about our economic situation, how would you describe the current economic situation in [insert country]?
Is it very good, somewhat good, somewhat bad or very bad?

Very Good / Somewhat Good



Now thinking about our economic situation, how would you describe the current economic situation in [insert country]?
Is it very good, somewhat good, somewhat bad or very bad?

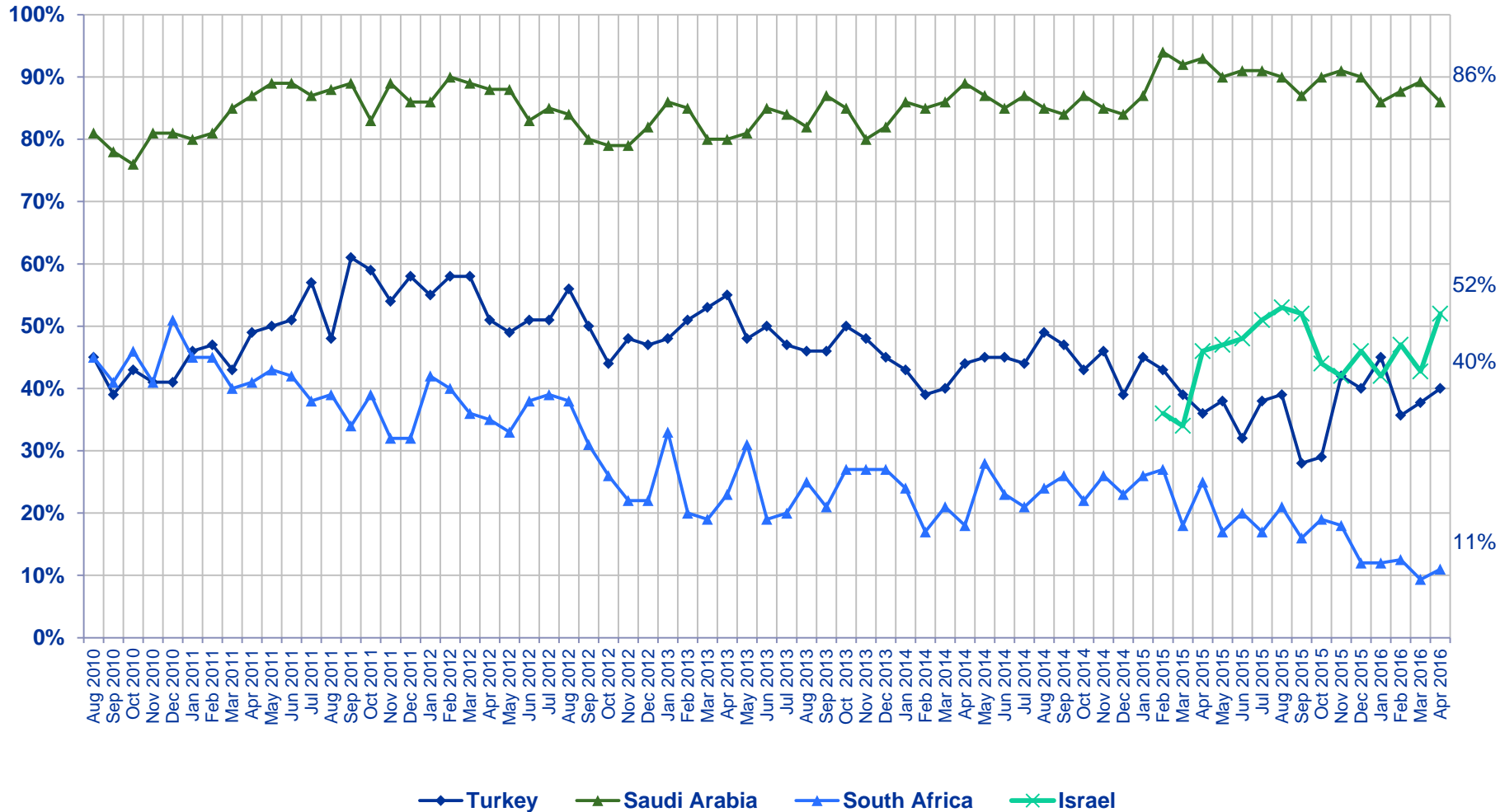
Very Good / Somewhat Good



Now thinking about our economic situation, how would you describe the current economic situation in [insert country]?
Is it very good, somewhat good, somewhat bad or very bad?

28

Very Good / Somewhat Good



Now thinking about our economic situation, how would you describe the current economic situation in [insert country]?
Is it very good, somewhat good, somewhat bad or very bad?

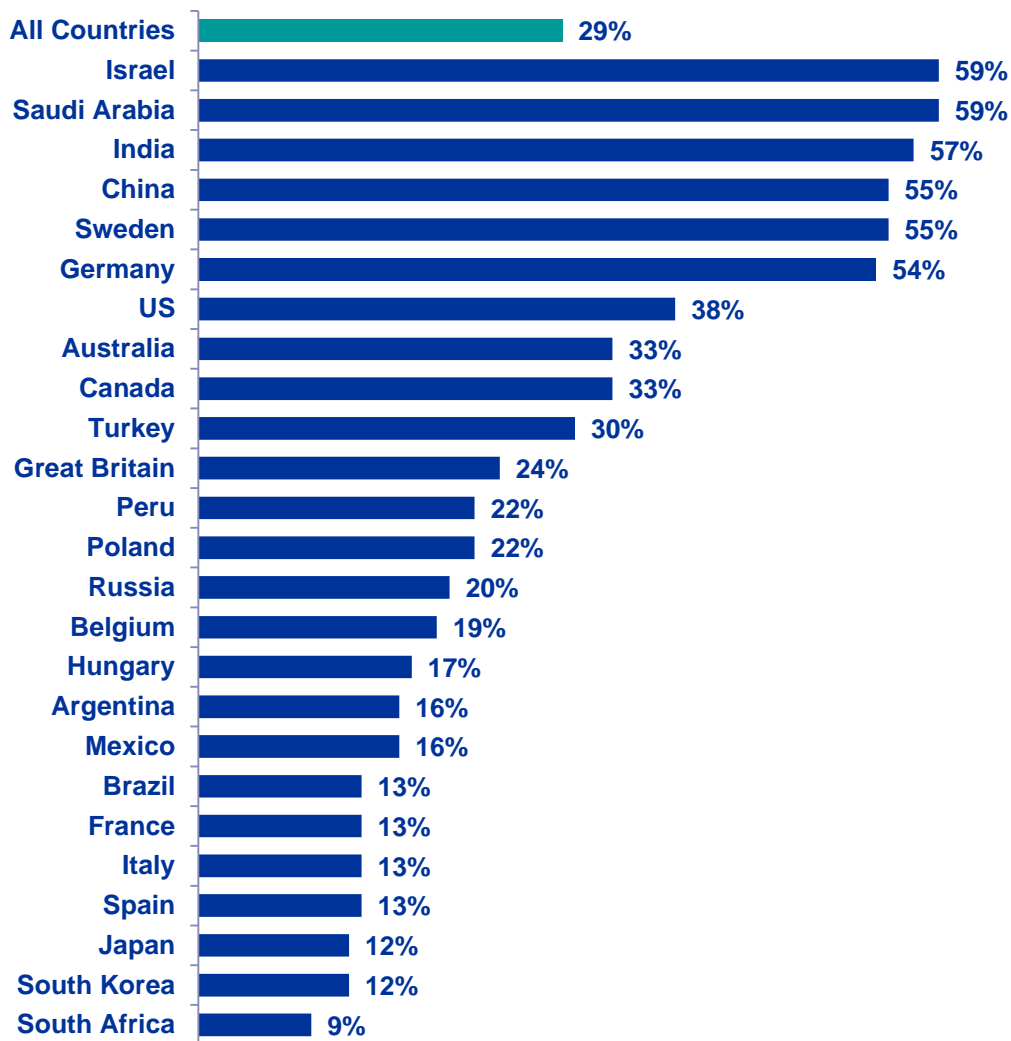
② Assessing The Economy...

...In Their Local Area



Citizen Consumers Who Say The Economy In Their Local Area is Strong...

% Strong (Top 3: 5-6-7)

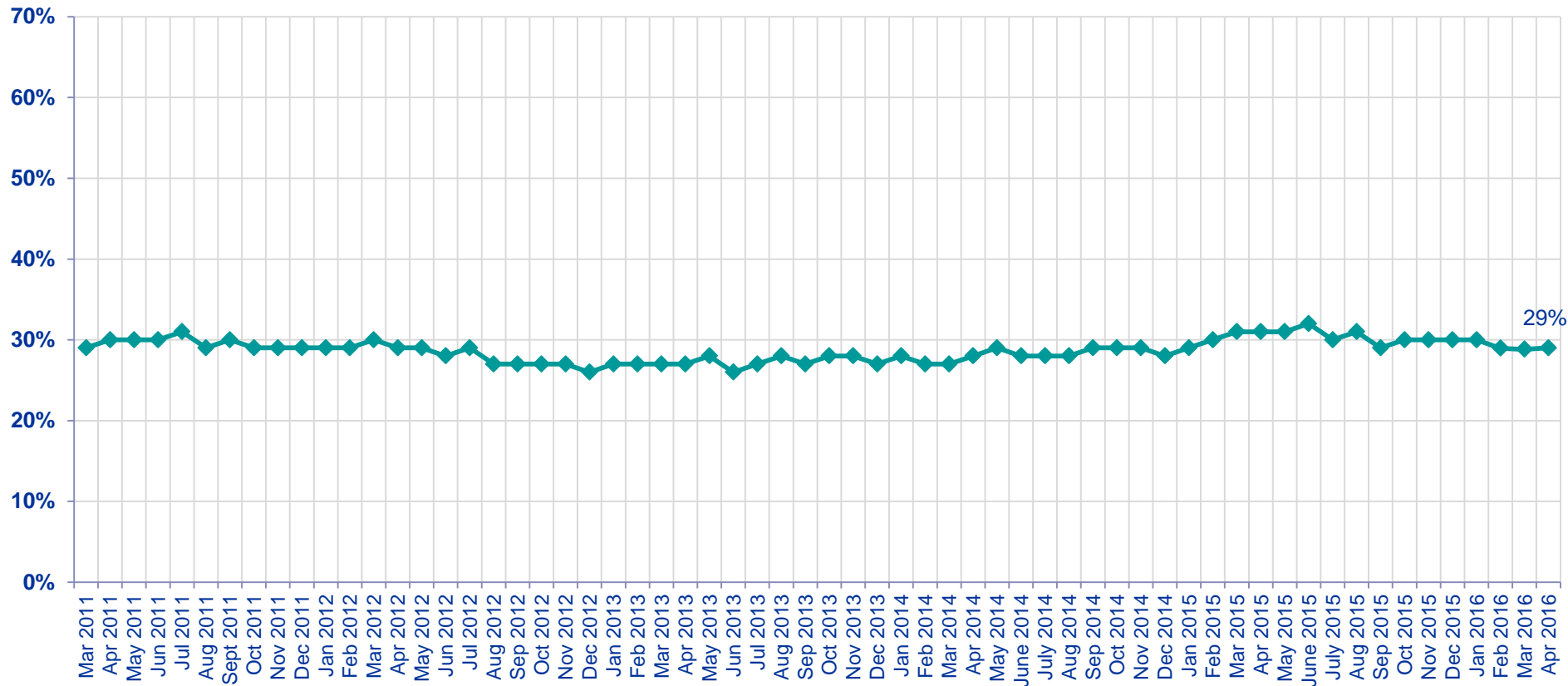


Rate the current state of the economy in your local area using a scale from 1 to 7, where 7 means a very strong economy today and 1 means a very weak economy

Citizen Consumers Who Say The Economy In Their Local Area is Strong

N/C

Total - % Strong (Top 3: 5-6-7)



Rate the current state of the economy in your local area using a scale from 1 to 7, where 7 means a very strong economy today and 1 means a very weak economy.

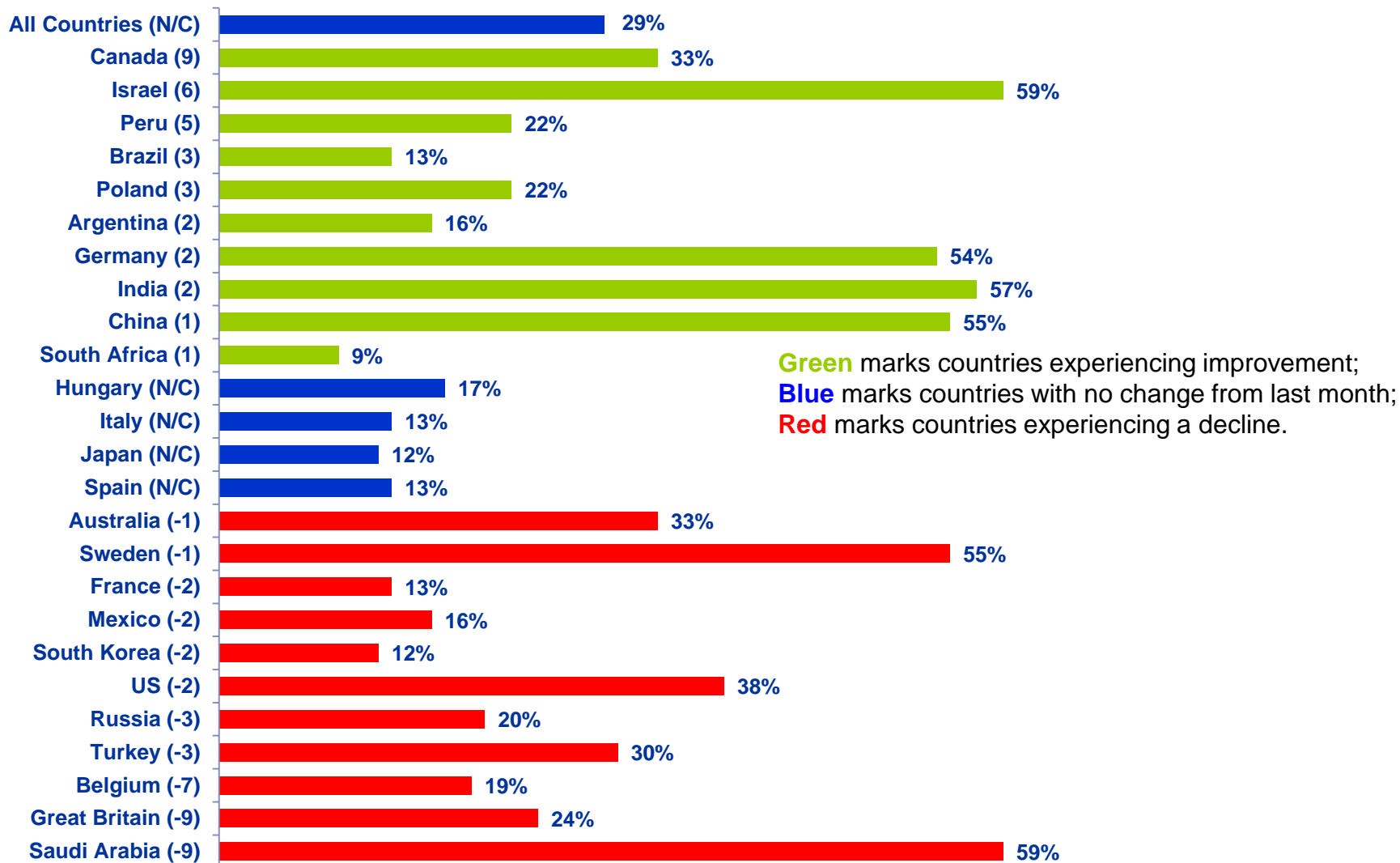
Citizen Consumers Who Say The Economy In Their Local Area is Strong

% Strong (Top 3 5-6-7)

	Apr '13	May '13	Jun '13	Jul '13	Aug '13	Sep '13	Oct '13	Nov '13	Dec '13	Jan '14	Feb '14	Mar '14	Apr '14	May '14	Jun '14	Jul '14	Aug '14	Sep '14	Oct '14	Nov '14	Dec '14	Jan '15	Feb '15	Mar '15	Apr '15	May '15	June '15	July '15	Aug '15	Sep '15	Oct '15	Nov '15	Dec '15	Jan '16	Feb '16	Mar '16	Apr '16
Total	27%	28%	26%	27%	28%	27%	28%	28%	27%	28%	27%	27%	28%	29%	28%	28%	28%	29%	29%	29%	28%	29%	30%	31%	31%	31%	32%	30%	31%	29%	30%	30%	30%	30%	29%	29%	29%
Argentina	22%	24%	20%	22%	20%	24%	26%	24%	22%	20%	20%	17%	13%	15%	23%	18%	17%	15%	20%	21%	17%	17%	19%	22%	22%	21%	19%	21%	20%	20%	22%	22%	18%	20%	20%	14%	16%
Australia	42%	37%	38%	39%	37%	38%	39%	40%	36%	38%	39%	36%	40%	36%	35%	37%	39%	41%	42%	40%	38%	37%	35%	35%	34%	32%	34%	34%	35%	35%	33%	36%	42%	32%	38%	34%	33%
Belgium	15%	14%	19%	22%	22%	22%	20%	20%	20%	23%	21%	19%	24%	25%	22%	24%	24%	20%	21%	22%	14%	20%	23%	23%	20%	21%	25%	26%	26%	24%	22%	26%	19%	19%	24%	26%	19%
Brazil	36%	35%	28%	28%	31%	31%	32%	33%	33%	30%	23%	22%	31%	22%	30%	28%	25%	30%	30%	29%	26%	25%	22%	20%	18%	17%	14%	14%	16%	12%	14%	18%	14%	16%	13%	10%	13%
Canada	41%	41%	47%	45%	44%	44%	45%	47%	44%	42%	41%	44%	40%	42%	42%	49%	47%	46%	48%	47%	41%	41%	40%	37%	35%	40%	40%	40%	32%	35%	31%	34%	33%	32%	21%	24%	33%
China	48%	48%	43%	48%	47%	46%	49%	49%	53%	45%	52%	51%	52%	48%	47%	53%	53%	56%	51%	63%	60%	66%	53%	56%	63%	60%	60%	58%	53%	49%	54%	57%	58%	54%	50%	54%	55%
France	12%	6%	10%	12%	11%	11%	12%	10%	12%	12%	12%	12%	13%	13%	12%	11%	10%	12%	11%	12%	10%	12%	15%	11%	12%	14%	11%	13%	12%	12%	15%	15%	17%	20%	16%	15%	13%
Germany	47%	43%	43%	48%	43%	50%	45%	50%	51%	51%	51%	54%	52%	55%	55%	53%	52%	57%	47%	52%	55%	56%	53%	55%	53%	53%	55%	54%	58%	56%	52%	51%	49%	56%	53%	52%	54%
Great Britain	14%	15%	20%	20%	21%	17%	21%	22%	20%	21%	25%	26%	25%	28%	26%	29%	30%	29%	31%	33%	28%	33%	32%	38%	38%	41%	42%	34%	35%	36%	33%	29%	29%	33%	32%	33%	24%
Hungary	9%	9%	10%	12%	11%	10%	10%	9%	12%	15%	12%	13%	13%	13%	12%	13%	13%	12%	15%	14%	13%	12%	12%	13%	14%	14%	15%	13%	16%	13%	14%	15%	15%	16%	15%	17%	17%
India	36%	40%	38%	36%	34%	27%	32%	32%	36%	34%	37%	35%	38%	43%	47%	44%	47%	52%	53%	53%	51%	56%	50%	58%	53%	51%	56%	53%	52%	56%	53%	55%	50%	61%	52%	55%	57%
Israel																																					
Italy	6%	8%	8%	8%	8%	8%	7%	7%	6%	7%	9%	10%	11%	9%	9%	12%	8%	9%	11%	10%	8%	10%	11%	12%	11%	8%	12%	11%	11%	13%	13%	13%	14%	13%	13%	13%	13%
Japan	9%	12%	8%	10%	11%	12%	10%	12%	13%	12%	16%	13%	14%	14%	15%	15%	13%	11%	11%	10%	10%	12%	15%	17%	17%	16%	16%	18%	16%	15%	16%	12%	13%	11%	15%	12%	12%
Mexico	24%	20%	23%	18%	22%	18%	20%	20%	13%	20%	17%	19%	17%	16%	16%	21%	17%	16%	17%	18%	16%	17%	15%	14%	16%	15%	12%	22%	23%	10%	19%	24%	16%	20%	9%	18%	16%
Peru																																					
Poland	16%	13%	16%	14%	14%	19%	16%	22%	18%	18%	16%	21%	19%	23%	21%	19%	21%	23%	22%	24%	23%	19%	17%	22%	20%	22%	21%	18%	24%	21%	29%	20%	27%	26%	28%	19%	22%
Russia	19%	20%	20%	20%	17%	21%	17%	22%	18%	16%	22%	28%	31%	32%	25%	26%	33%	35%	30%	27%	26%	29%	22%	30%	27%	27%	32%	24%	29%	24%	25%	23%	24%	18%	24%	23%	20%
Saudi Arabia	53%	57%	56%	58%	56%	57%	63%	56%	56%	58%	58%	57%	64%	67%	59%	58%	62%	60%	62%	61%	61%	56%	68%	73%	72%	67%	71%	62%	65%	60%	65%	62%	66%	59%	61%	68%	59%
South Africa	21%	24%	20%	23%	20%	17%	20%	22%	25%	18%	17%	17%	15%	20%	16%	16%	22%	19%	18%	19%	15%	16%	18%	16%	16%	16%	17%	12%	19%	11%	16%	13%	12%	10%	10%	8%	9%
South Korea	16%	17%	18%	13%	16%	20%	20%	18%	16%	17%	21%	14%	21%	16%	13%	16%	14%	14%	12%	13%	9%	12%	13%	10%	11%	15%	13%	13%	13%	14%	13%	12%	11%	10%	13%	14%	12%
Spain	5%	7%	7%	6%	7%	8%	7%	7%	7%	6%	8%	6%	9%	11%	10%	10%	9%	9%	8%	9%	9%	10%	13%	13%	13%	12%	15%	12%	14%	15%	13%	15%	14%	15%	11%	13%	13%
Sweden	49%	53%	48%	56%	53%	50%	54%	52%	49%	55%	51%	60%	49%	51%	53%	56%	51%	59%	48%	47%	53%	54%	59%	53%	51%	51%	62%	54%	53%	58%	60%	50%	53%	59%	58%	57%	55%
Turkey	40%	36%	36%	38%	35%	35%	37%	38%	37%	31%	31%	30%	37%	35%	36%	33%	39%	33%	36%	35%	27%	30%	29%	38%	30%	29%	28%	27%	31%	23%	23%	33%	27%	39%	29%	33%	30%
United States	27%	28%	28%	29%	29%	28%	25%	26%	27%	29%	25%	25%	28%	27%	28%	29%	30%	30%	33%	35%	34%	40%	38%	40%	39%	38%	37%	35%	38%	35%	37%	36%	36%	36%	40%	40%	38%

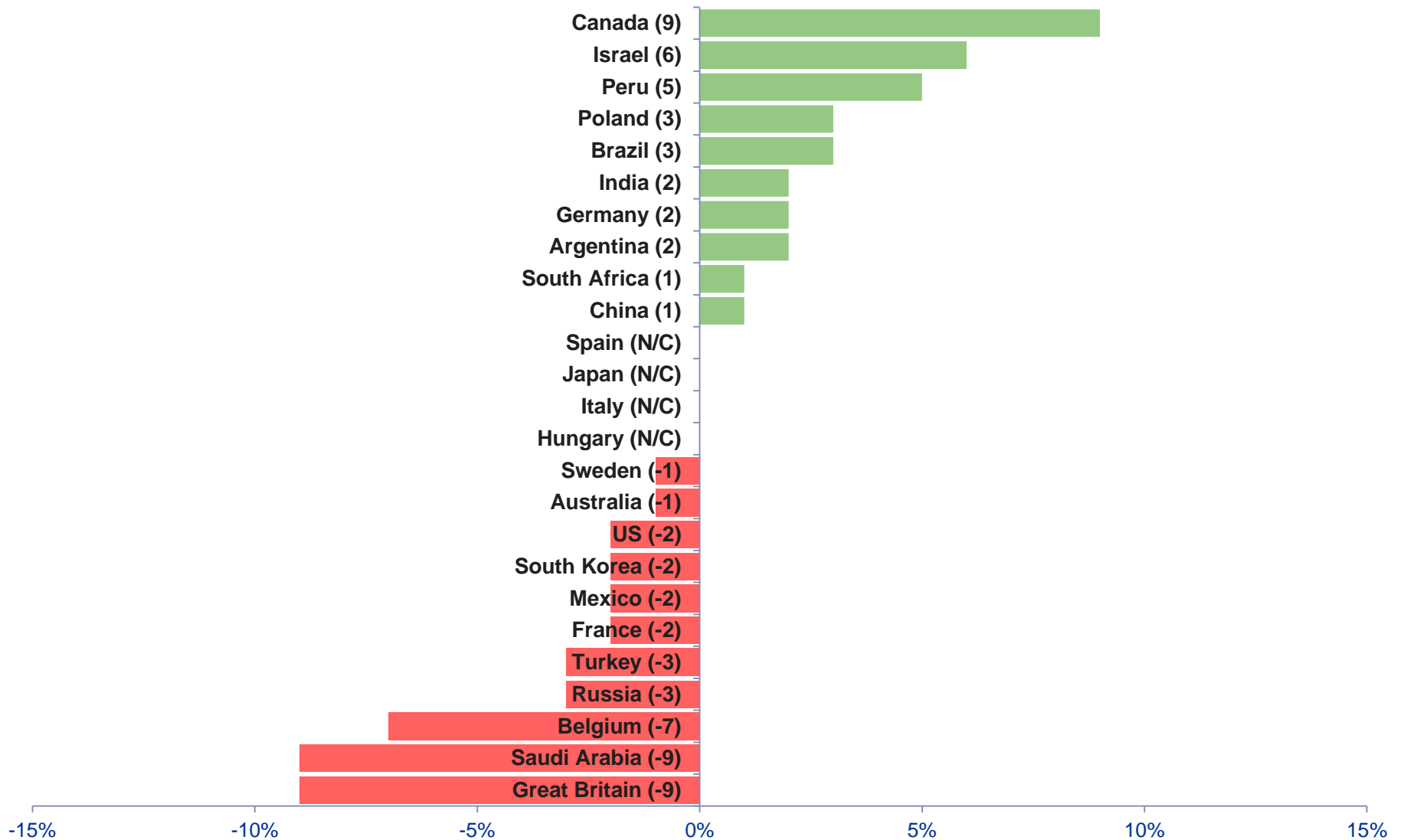
Countries Ranked and Marked By Change In Assessment From Last Month (Left Column):

Rate the current state of the economy in your local area using a scale from 1 to 7, where 7 means a very strong economy today and 1 means a very weak economy...



Countries Ranked by Net Improvement, Decline or No Change Compared to Last Month:

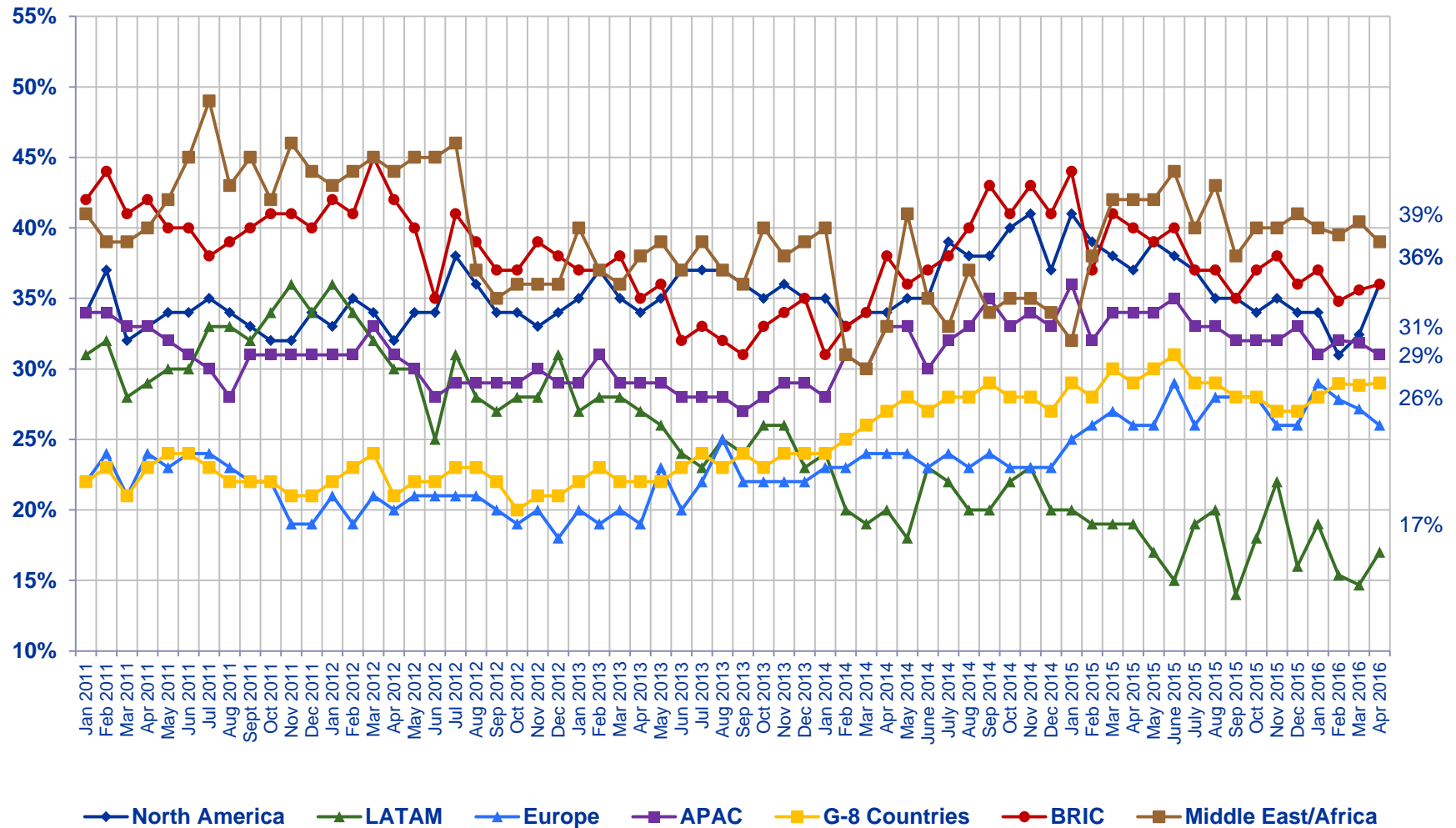
Rate the current state of the economy in your local area using a scale from 1 to 7, where 7 means a very strong economy today and 1 means a very weak economy...



All Regions

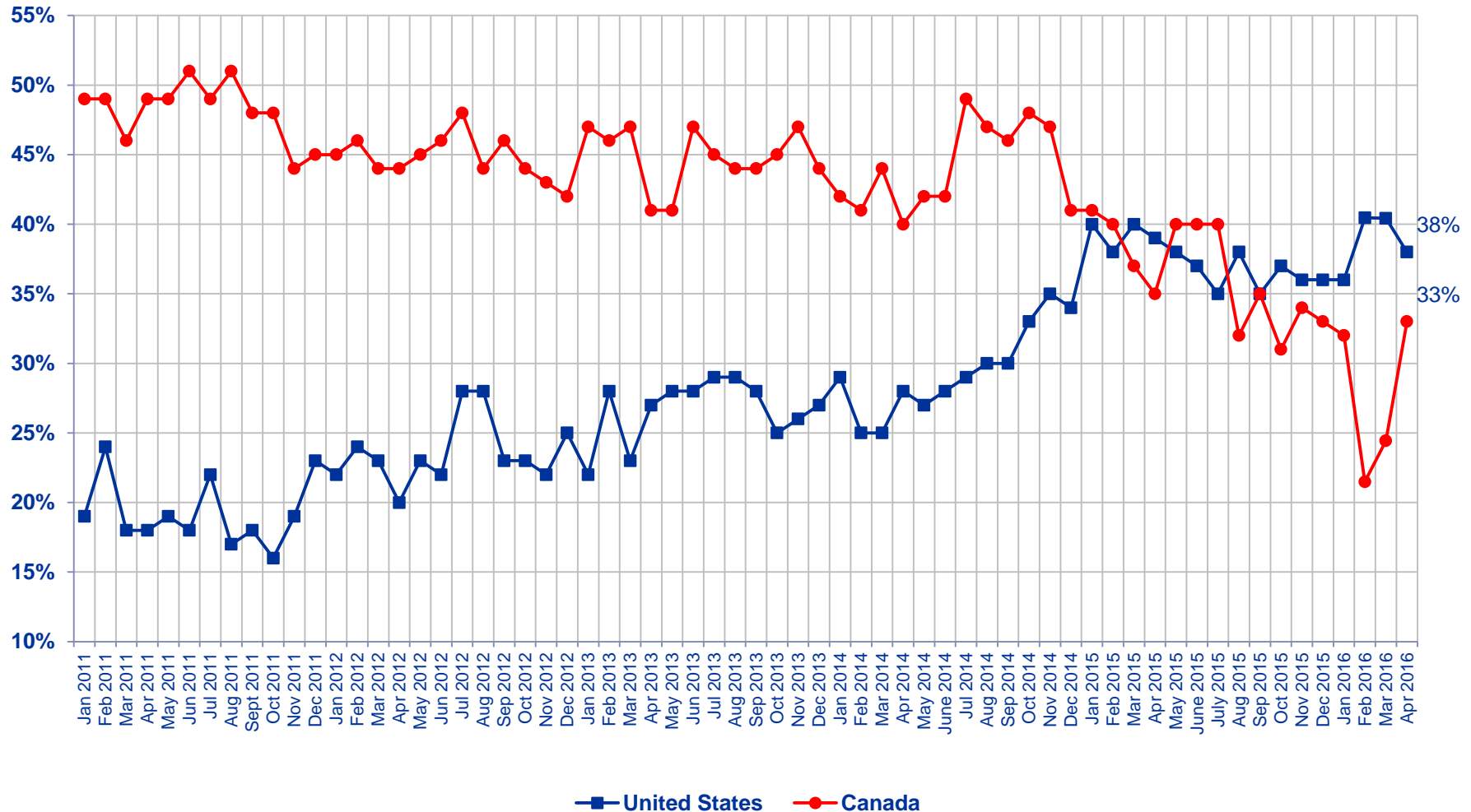
Assess the Strength of Their Local Economy

% Strong (Top 3 5-6-7)



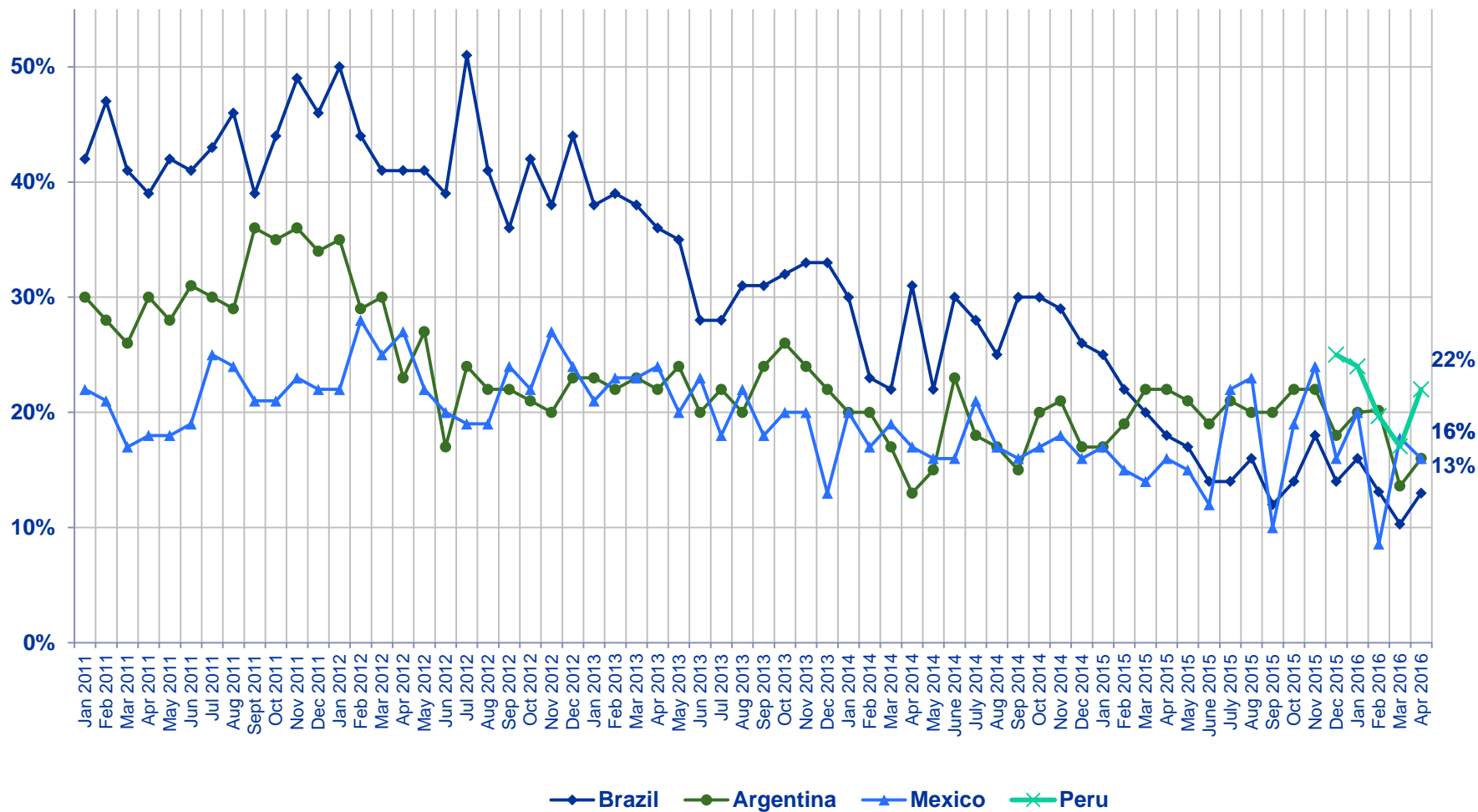
Rate the current state of the economy in your local area using a scale from 1 to 7, where 7 means a very strong economy today and 1 means a very weak economy.

% Strong (Top 3 5-6-7)



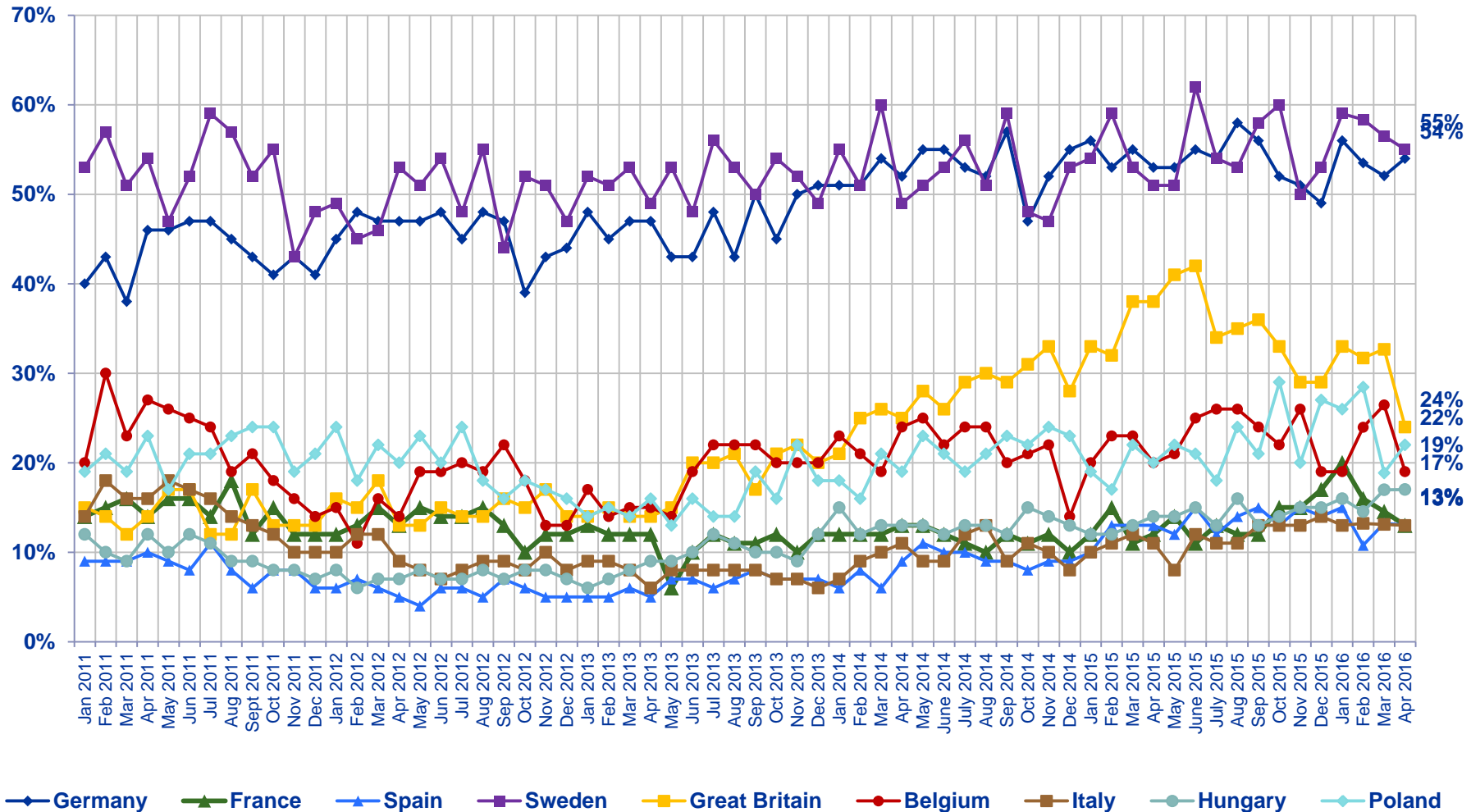
Rate the current state of the economy in your local area using a scale from 1 to 7, where 7 means a very strong economy today and 1 means a very weak economy.

% Strong (Top 3 5-6-7)

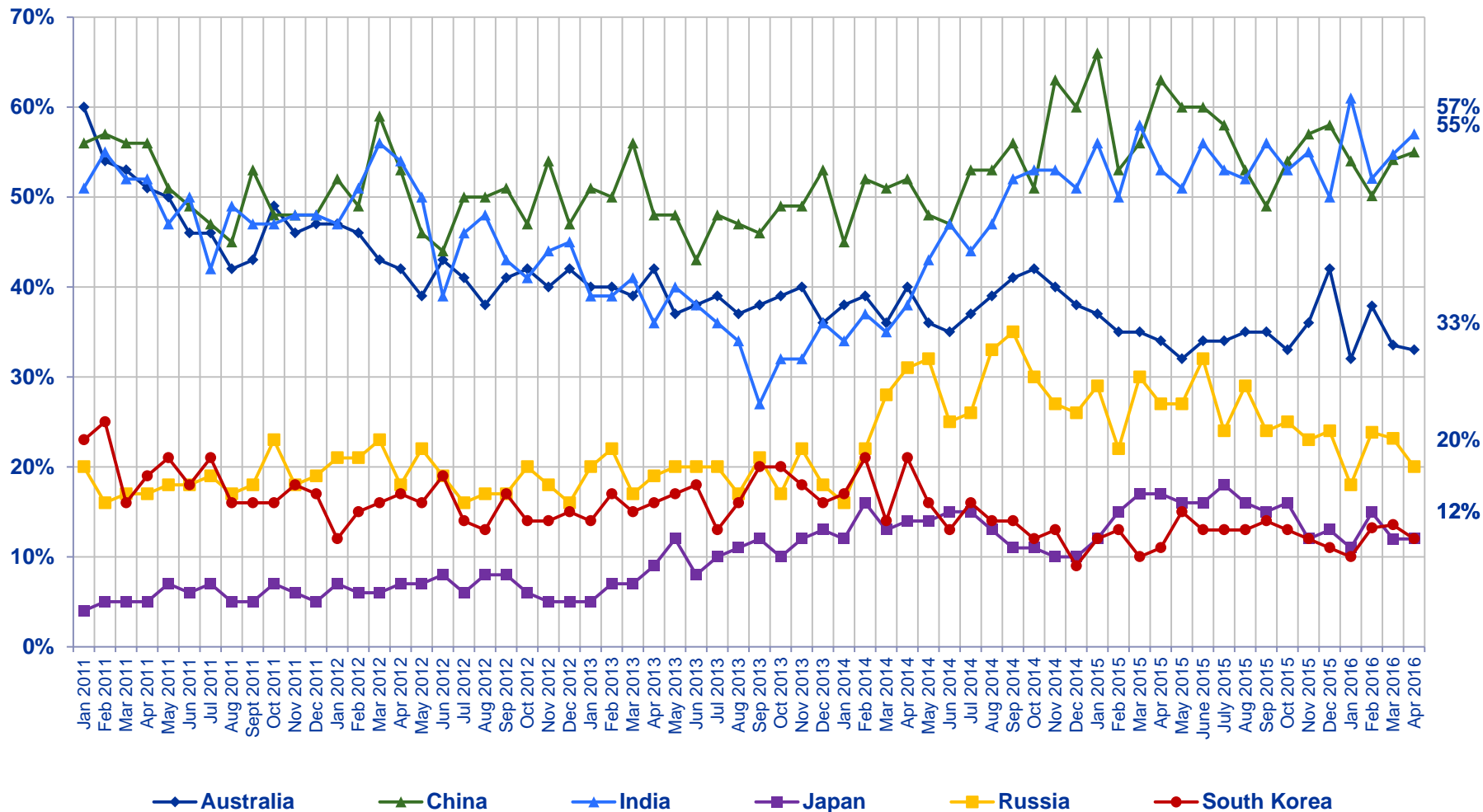


Rate the current state of the economy in your local area using a scale from 1 to 7, where 7 means a very strong economy today and 1 means a very weak economy.

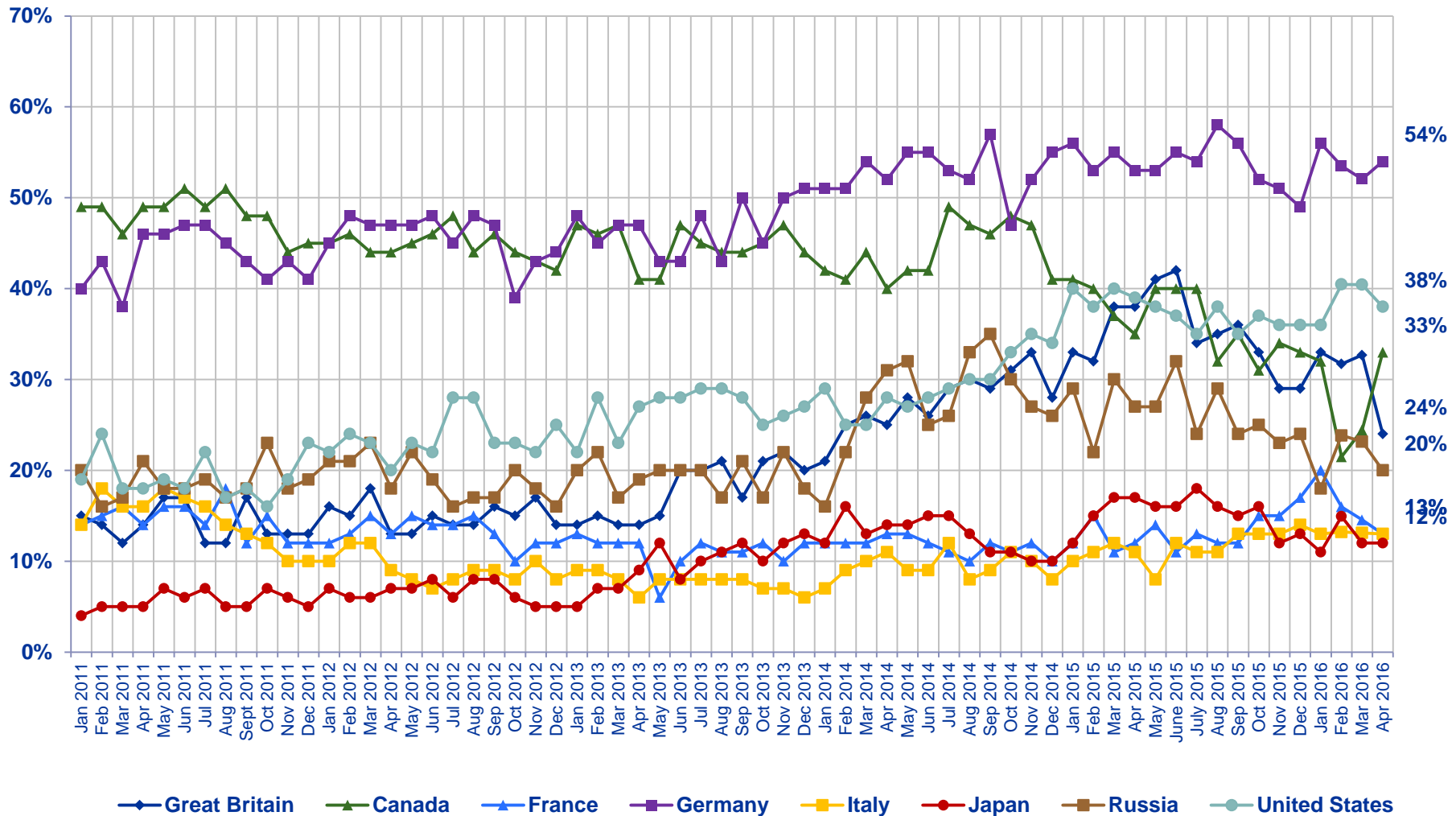
% Strong (Top 3 5-6-7)



Rate the current state of the economy in your local area using a scale from 1 to 7, where 7 means a very strong economy today and 1 means a very weak economy.

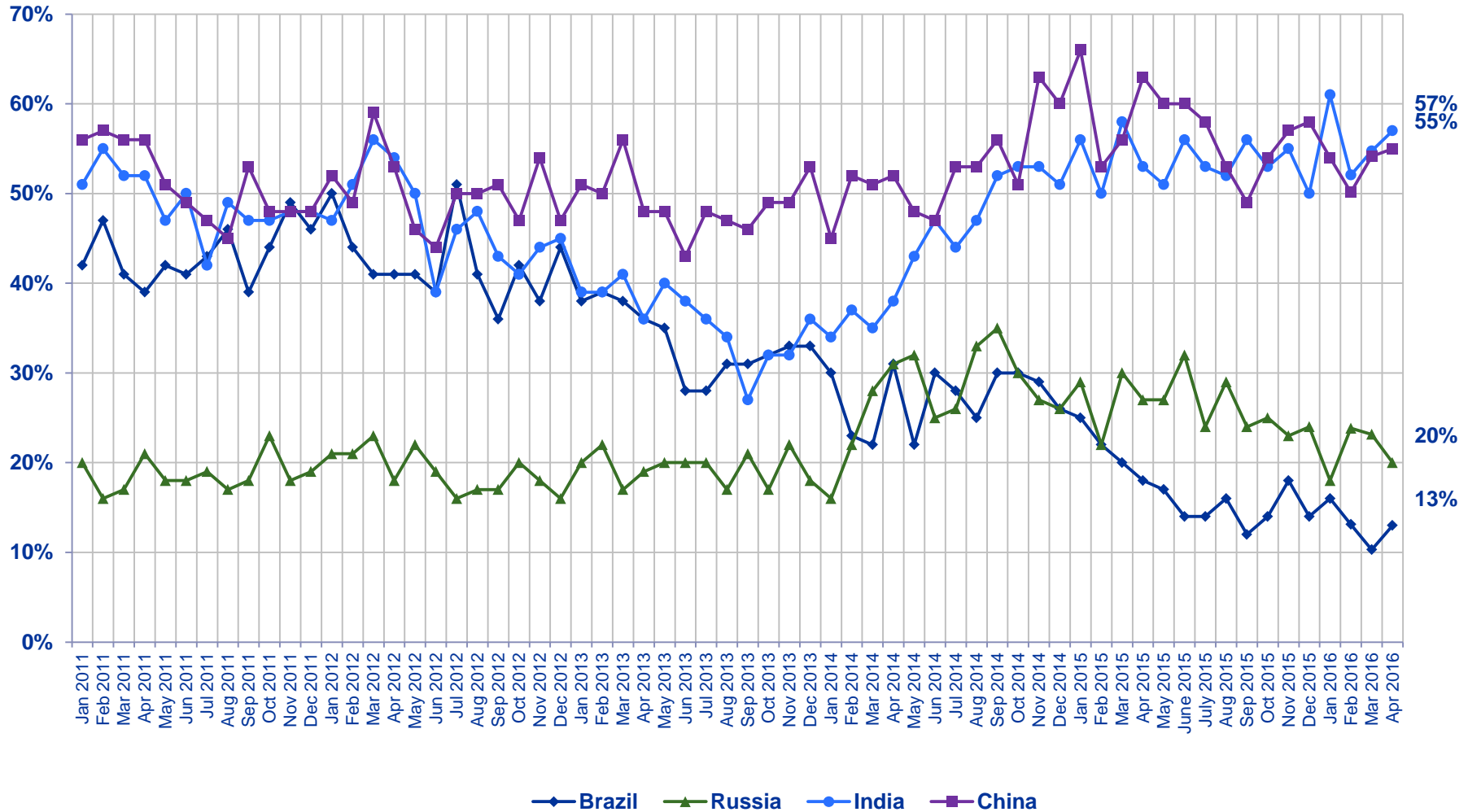


% Strong (Top 3 5-6-7)

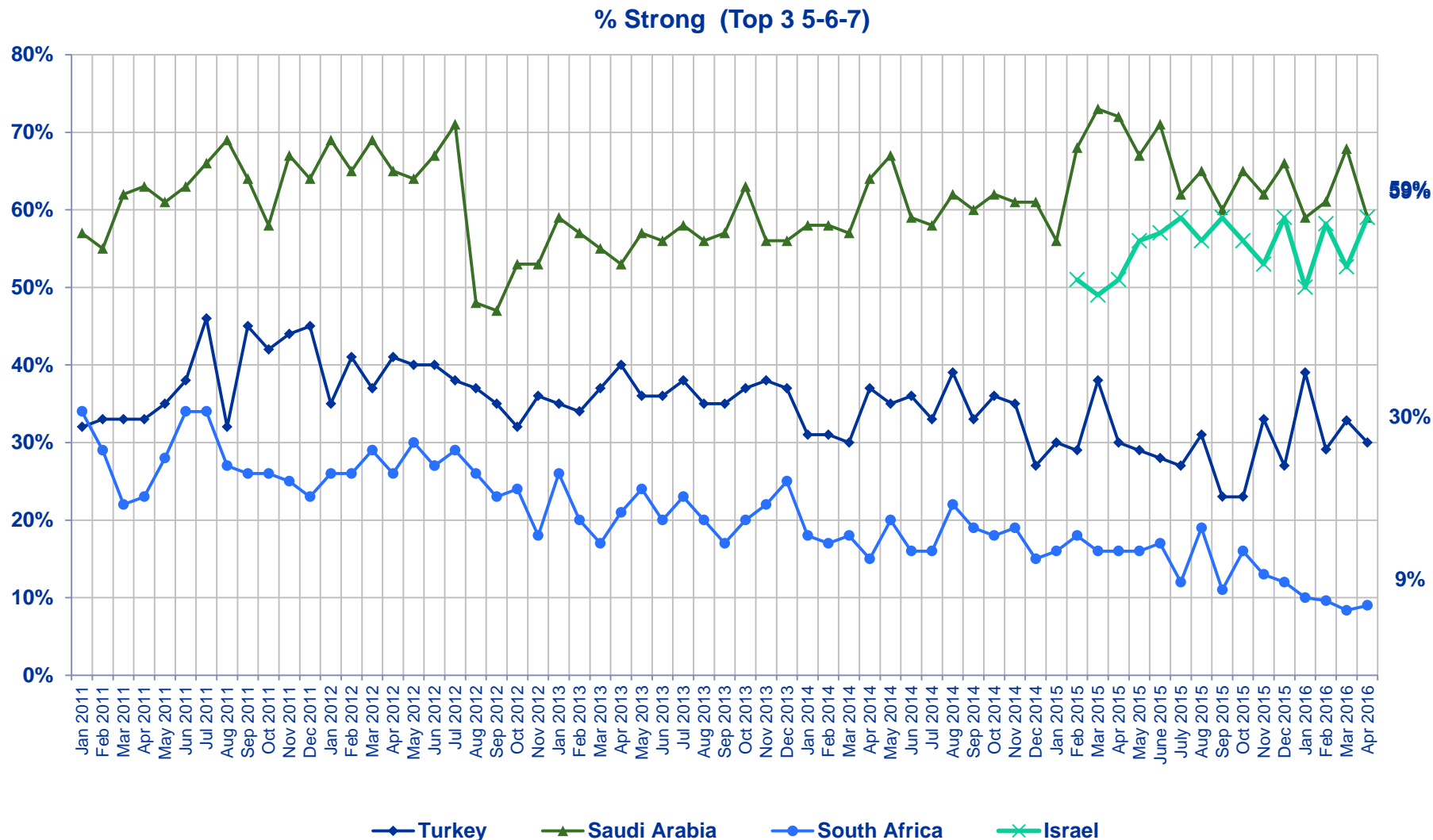


Rate the current state of the economy in your local area using a scale from 1 to 7, where 7 means a very strong economy today and 1 means a very weak economy.

% Strong (Top 3 5-6-7)



Rate the current state of the economy in your local area using a scale from 1 to 7, where 7 means a very strong economy today and 1 means a very weak economy.



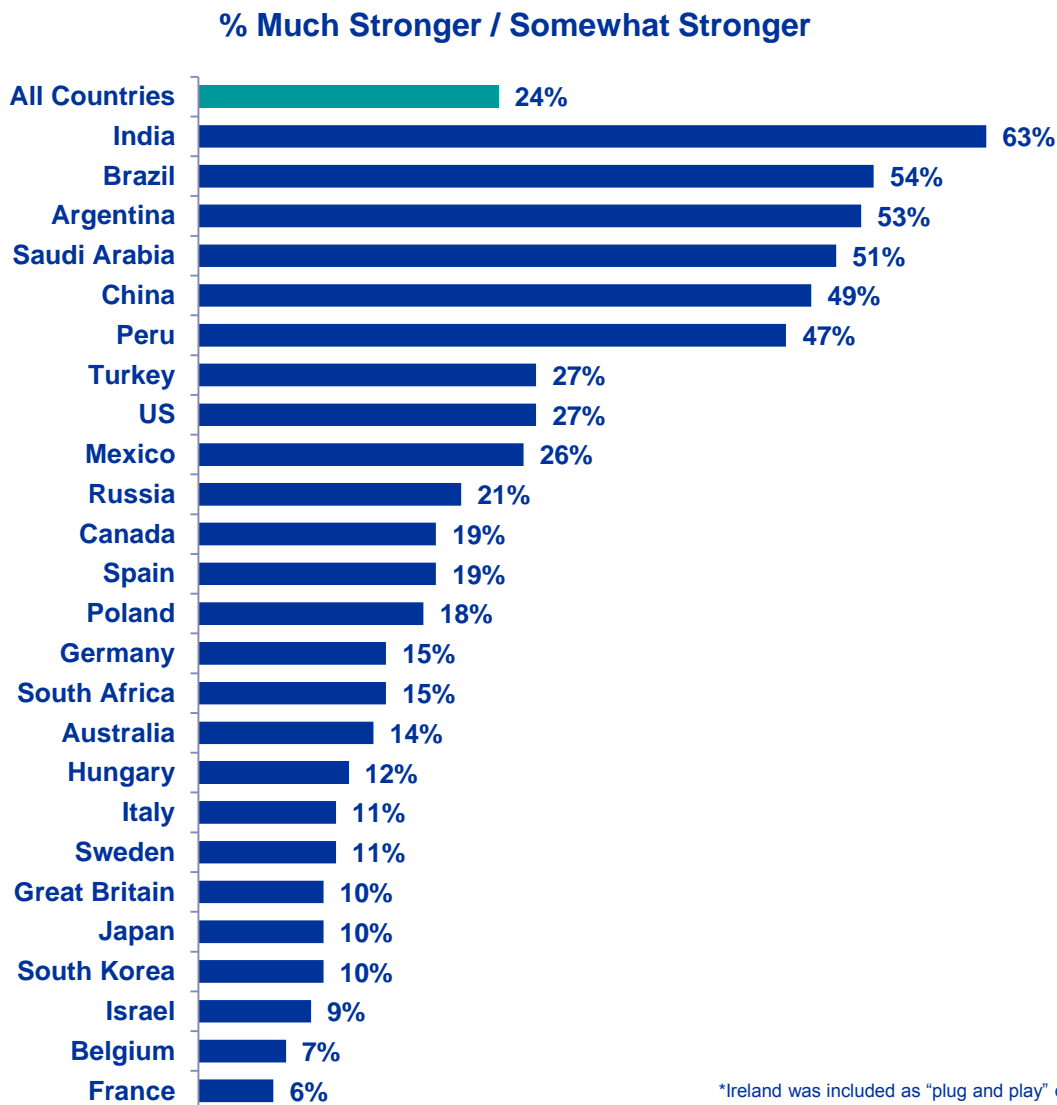
Rate the current state of the economy in your local area using a scale from 1 to 7, where 7 means a very strong economy today and 1 means a very weak economy.

③ Assessing the Strength of The Local Economy...

...Six Months From Now



Citizen Consumers Who Say The Economy in the Local Area to be Stronger in The Next Six Months...



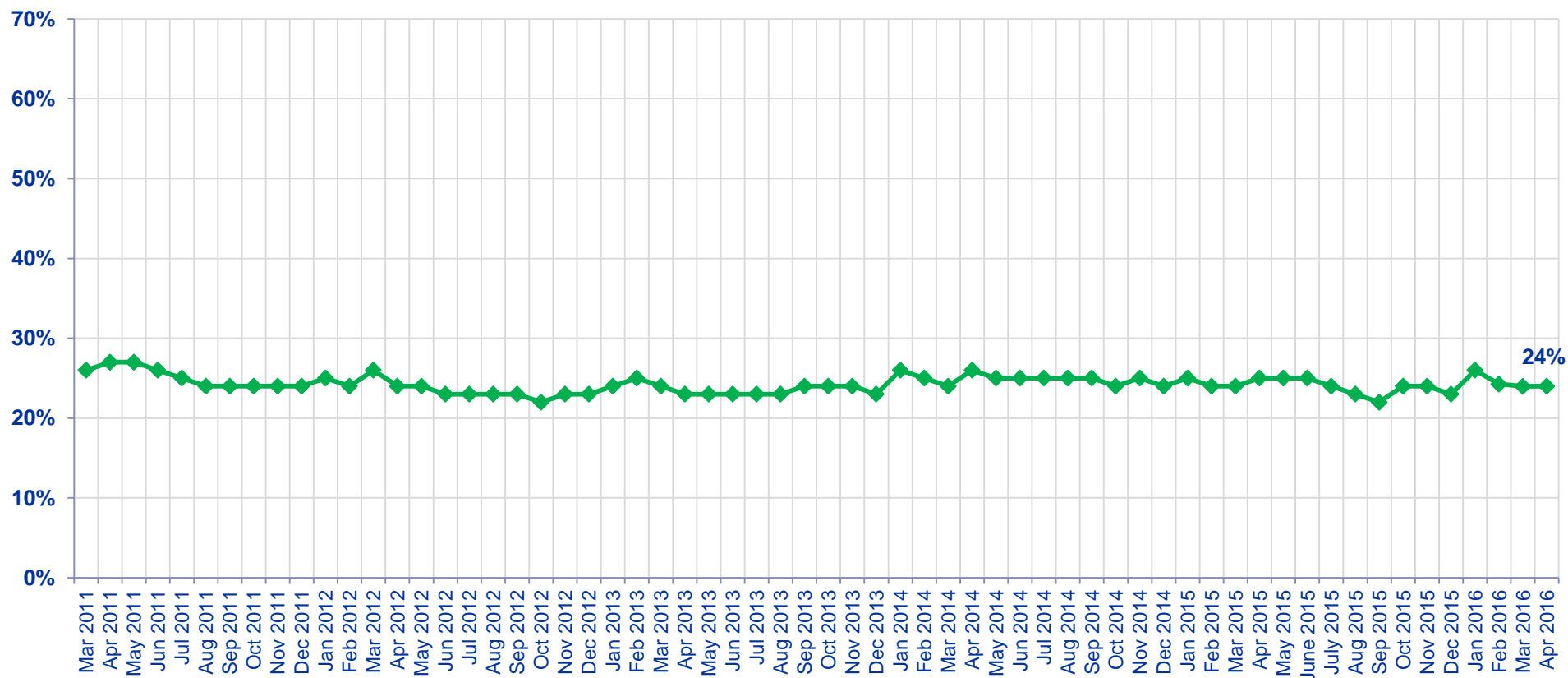
*Ireland was included as "plug and play" country this month and is not reflected in the aggregate.

Looking ahead 6 months from now, do you expect the economy in your local area to be much stronger, somewhat stronger, about the same, somewhat weaker, or much weaker than it is now?

Citizen Consumers Who Say The Economy in the Local Area to be Stronger in The Next Six Months

N/C

Global Total
% Much Stronger / Somewhat Stronger



Looking ahead six months from now, do you expect the economy in your local area to be much stronger, somewhat stronger, about the same, somewhat weaker, or much weaker than it is now?

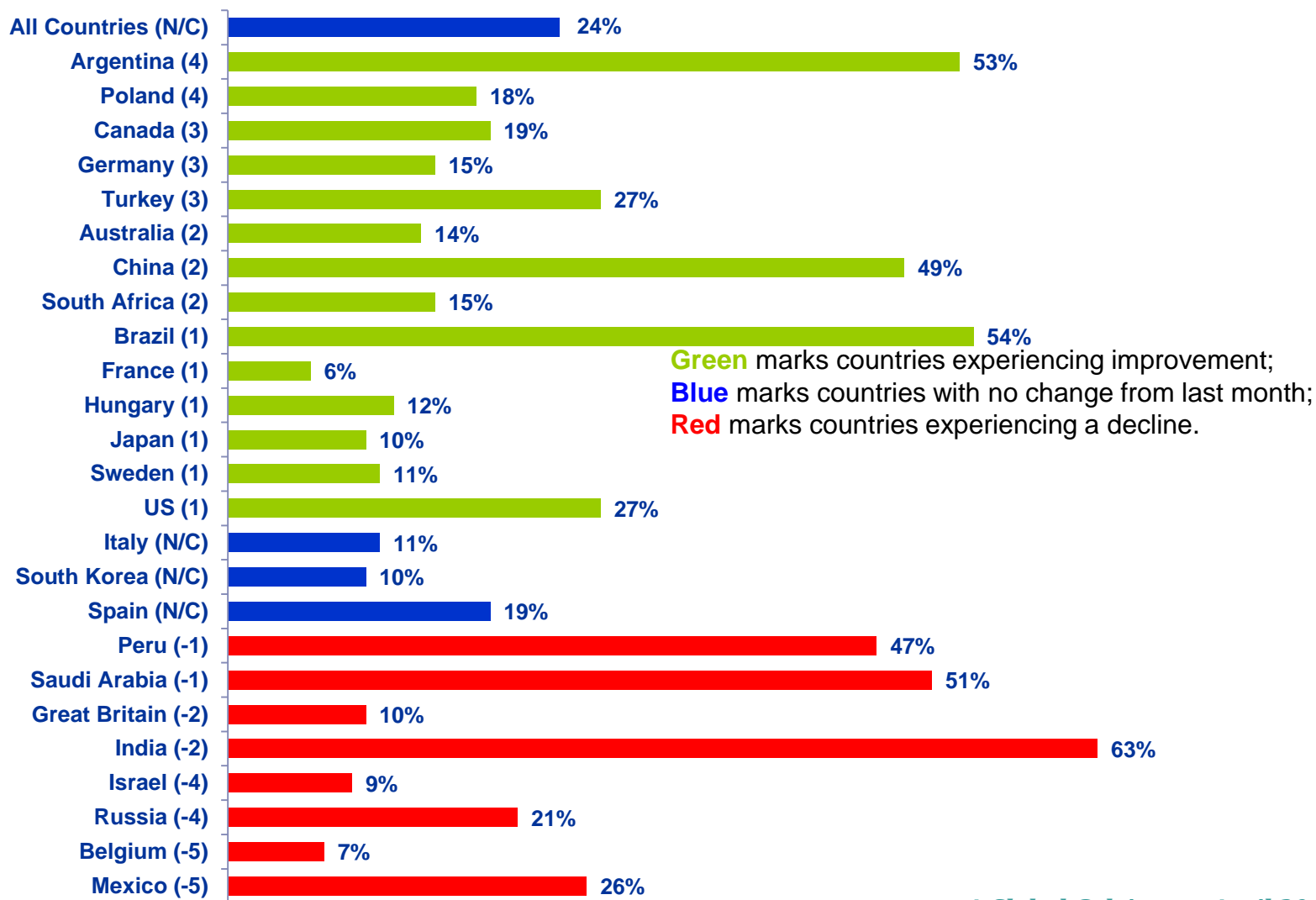
Citizen Consumers Who Say The Economy in the Local Area to be Stronger in The Next Six Months...

% Much Stronger/Somewhat Stronger

	Apr '13	May '13	Jun '13	Jul '13	Aug '13	Sep '13	Oct '13	Nov '13	Dec '13	Jan '14	Feb '14	Mar '14	Apr '14	May '14	Jun '14	Jul '14	Aug '14	Sep '14	Oct '14	Nov '14	Dec '14	Jan '15	Feb '15	Mar '15	Apr '15	May '15	June '15	July '15	Aug '15	Sep '15	Oct '15	Nov '15	Dec '15	Jan '16	Feb '16	Mar '16	Apr '16
Total	23%	23%	23%	23%	23%	24%	24%	24%	23%	26%	25%	24%	26%	25%	25%	25%	25%	25%	24%	25%	24%	25%	24%	24%	25%	25%	25%	24%	23%	22%	24%	24%	23%	26%	24%	24%	24%
Argentina	38%	36%	41%	37%	41%	39%	37%	41%	37%	39%	37%	33%	31%	31%	31%	33%	35%	31%	31%	34%	27%	33%	32%	32%	33%	34%	33%	36%	37%	35%	42%	61%	58%	65%	56%	49%	53%
Australia	14%	14%	14%	15%	19%	29%	21%	20%	18%	15%	16%	16%	17%	16%	13%	13%	15%	19%	18%	17%	18%	15%	17%	13%	18%	12%	17%	16%	15%	16%	20%	17%	19%	15%	14%	12%	14%
Belgium	6%	6%	5%	7%	16%	12%	12%	9%	10%	14%	11%	8%	8%	16%	9%	11%	10%	11%	10%	11%	6%	12%	10%	10%	11%	12%	14%	14%	12%	11%	9%	12%	9%	10%	10%	12%	7%
Brazil	68%	64%	59%	60%	64%	63%	62%	62%	61%	68%	64%	58%	58%	56%	57%	62%	57%	57%	64%	58%	57%	55%	51%	52%	53%	51%	51%	53%	52%	52%	52%	51%	53%	53%	53%	53%	54%
Canada	16%	15%	17%	17%	19%	17%	16%	20%	16%	18%	18%	18%	19%	18%	14%	18%	16%	18%	14%	18%	19%	18%	17%	16%	17%	19%	15%	16%	13%	16%	18%	24%	18%	15%	17%	16%	19%
China	38%	39%	38%	39%	35%	35%	39%	40%	44%	40%	40%	36%	41%	39%	37%	36%	42%	41%	37%	53%	46%	51%	44%	49%	50%	52%	52%	52%	46%	47%	44%	52%	49%	48%	41%	47%	49%
France	3%	3%	3%	4%	5%	5%	6%	3%	5%	6%	4%	5%	7%	6%	4%	3%	3%	2%	4%	4%	4%	4%	5%	5%	7%	5%	5%	5%	5%	4%	6%	5%	6%	11%	5%	5%	6%
Germany	18%	14%	15%	15%	17%	19%	16%	20%	21%	19%	19%	18%	21%	20%	17%	19%	16%	18%	14%	15%	14%	17%	21%	16%	16%	16%	15%	17%	16%	16%	17%	15%	16%	17%	15%	12%	15%
Great Britain	9%	12%	12%	17%	17%	15%	18%	20%	17%	20%	24%	21%	21%	21%	18%	19%	21%	20%	18%	19%	18%	19%	17%	21%	21%	22%	25%	19%	18%	19%	17%	14%	15%	16%	14%	12%	10%
Hungary	9%	8%	10%	8%	11%	11%	10%	11%	14%	17%	13%	12%	14%	14%	10%	11%	11%	13%	16%	11%	9%	8%	11%	10%	11%	8%	11%	10%	10%	8%	9%	12%	12%	11%	11%	11%	12%
India	45%	46%	45%	43%	40%	41%	42%	43%	46%	51%	48%	50%	53%	60%	70%	62%	61%	71%	69%	71%	65%	62%	64%	67%	59%	61%	66%	63%	56%	62%	63%	58%	56%	69%	57%	65%	63%
Israel																							8%	15%	18%	13%	18%	11%	10%	14%	10%	11%	11%	15%	13%	13%	9%
Italy	12%	15%	12%	13%	14%	14%	13%	9%	13%	14%	13%	15%	13%	16%	15%	15%	12%	10%	10%	9%	8%	14%	12%	11%	13%	11%	12%	12%	11%	11%	14%	13%	14%	14%	12%	11%	11%
Japan	23%	28%	15%	18%	15%	18%	18%	15%	15%	19%	18%	15%	13%	14%	13%	15%	12%	12%	10%	10%	12%	13%	14%	15%	17%	14%	14%	15%	13%	12%	12%	11%	13%	11%	11%	9%	10%
Mexico	38%	39%	40%	34%	33%	35%	32%	33%	27%	34%	34%	29%	31%	31%	31%	34%	26%	30%	32%	31%	30%	33%	38%	25%	30%	28%	30%	30%	30%	22%	41%	32%	24%	32%	31%	31%	26%
Peru																																	47%	49%	53%	48%	47%
Poland	13%	10%	12%	12%	13%	11%	16%	13%	12%	17%	14%	14%	14%	17%	15%	17%	15%	15%	17%	18%	18%	13%	12%	15%	20%	16%	16%	17%	18%	16%	15%	14%	17%	13%	16%	14%	18%
Russia	16%	16%	14%	13%	13%	14%	15%	15%	15%	14%	17%	19%	26%	26%	24%	17%	34%	27%	27%	19%	20%	26%	18%	26%	25%	24%	33%	22%	30%	21%	20%	24%	21%	19%	31%	24%	21%
Saudi Arabia	51%	51%	51%	52%	51%	51%	48%	49%	51%	52%	49%	49%	59%	53%	56%	54%	55%	52%	48%	50%	51%	47%	60%	66%	58%	63%	66%	58%	58%	48%	55%	49%	53%	51%	51%	52%	51%
South Africa	13%	14%	16%	12%	13%	11%	15%	14%	16%	12%	13%	15%	11%	13%	15%	18%	16%	18%	15%	20%	16%	15%	16%	12%	13%	13%	11%	10%	13%	11%	12%	15%	11%	13%	13%	13%	15%
South Korea	14%	15%	17%	14%	17%	15%	18%	13%	13%	14%	15%	14%	18%	13%	10%	11%	12%	11%	10%	11%	9%	10%	11%	9%	12%	13%	11%	12%	9%	14%	11%	12%	10%	8%	10%	10%	10%
Spain	12%	16%	15%	15%	17%	21%	15%	19%	19%	18%	18%	19%	18%	19%	17%	19%	18%	20%	13%	17%	16%	20%	20%	20%	20%	20%	23%	21%	23%	22%	21%	21%	22%	23%	19%	19%	19%
Sweden	13%	10%	12%	9%	13%	13%	15%	11%	10%	13%	13%	15%	13%	20%	12%	12%	14%	13%	16%	16%	14%	11%	10%	11%	16%	13%	8%	16%	11%	11%	12%	8%	9%	9%	5%	10%	11%
Turkey	25%	27%	27%	27%	25%	26%	28%	26%	26%	24%	26%	26%	27%	25%	27%	24%	29%	22%	23%	25%	22%	26%	22%	22%	24%	24%	25%	20%	23%	23%	20%	32%	22%	35%	26%	24%	27%
United States	24%	25%	23%	26%	26%	23%	22%	22%	23%	25%	21%	19%	23%	23%	21%	22%	23%	21%	27%	26%	26%	29%	27%	29%	27%	28%	29%	24%	26%	24%	24%	25%	26%	23%	25%	26%	27%

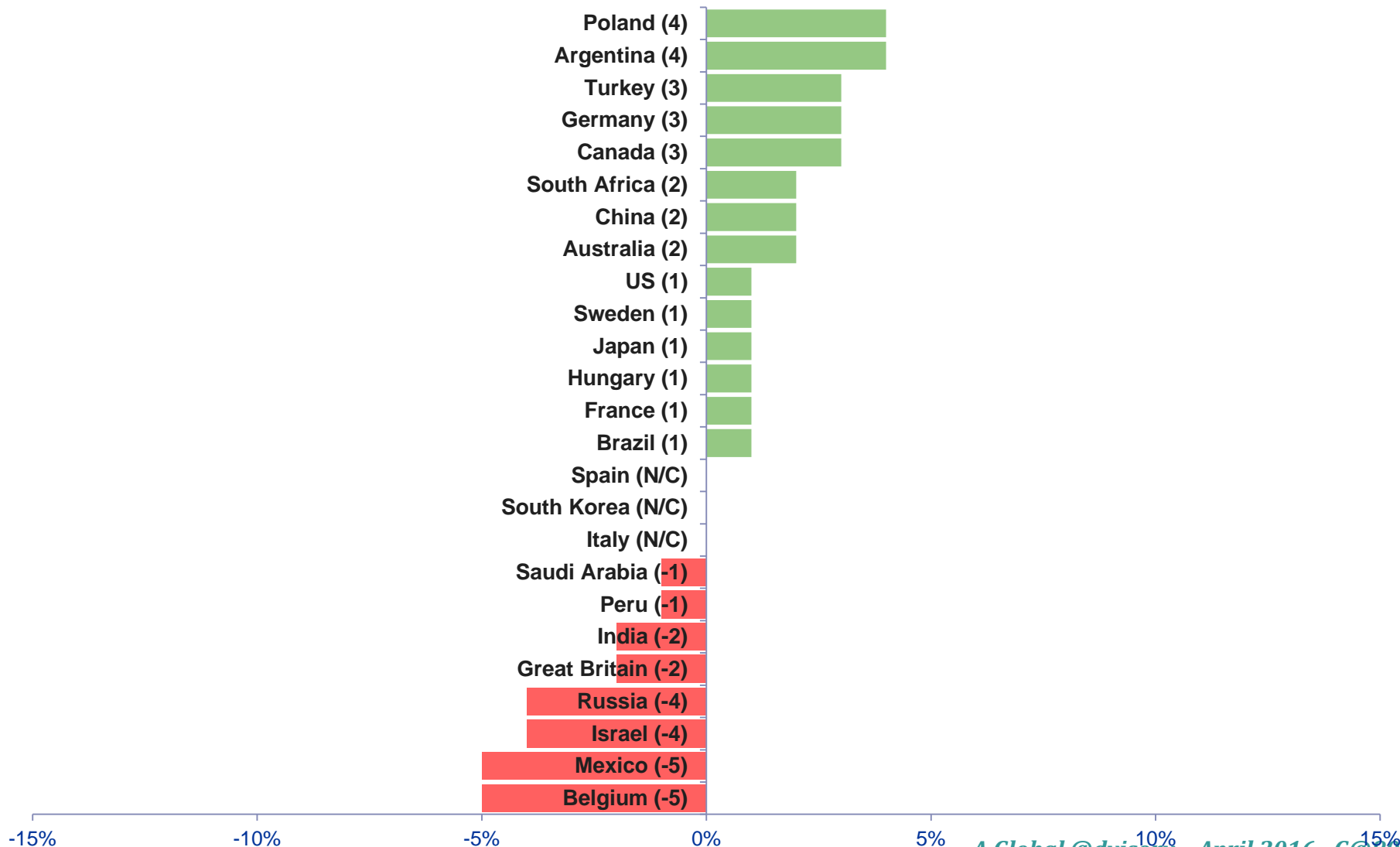
Countries Ranked and Marked By Change In Assessment From Last Month (Left Column):

Looking ahead six months from now, do you expect the economy in your local area to be much stronger, somewhat stronger, about the same, somewhat weaker, or much weaker than it is now?



Countries Ranked by Net Improvement, Decline or No Change Compared to Last Month:

Looking ahead six months from now, do you expect the economy in your local area to be much stronger, somewhat stronger, about the same, somewhat weaker, or much weaker than it is now?

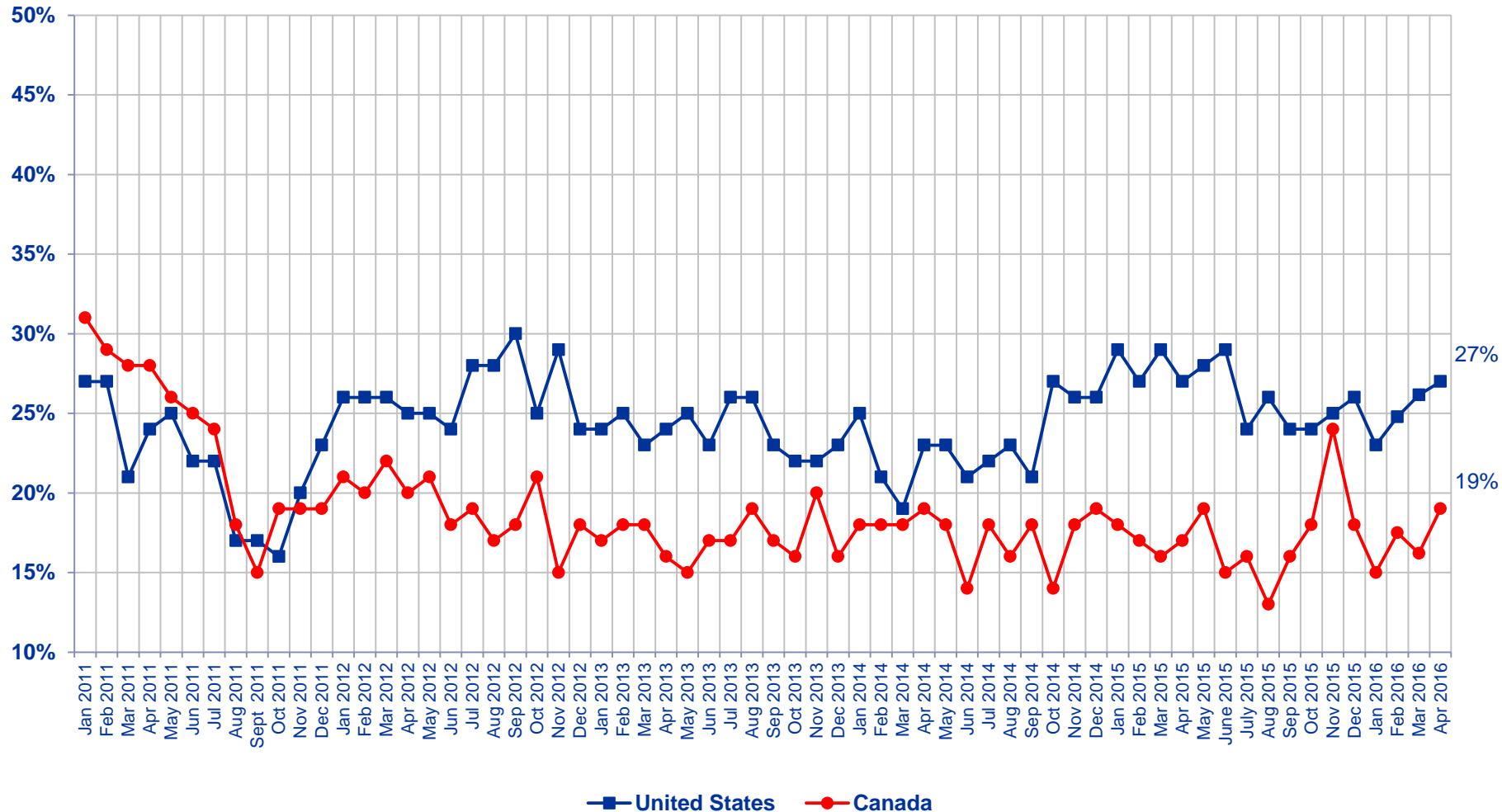




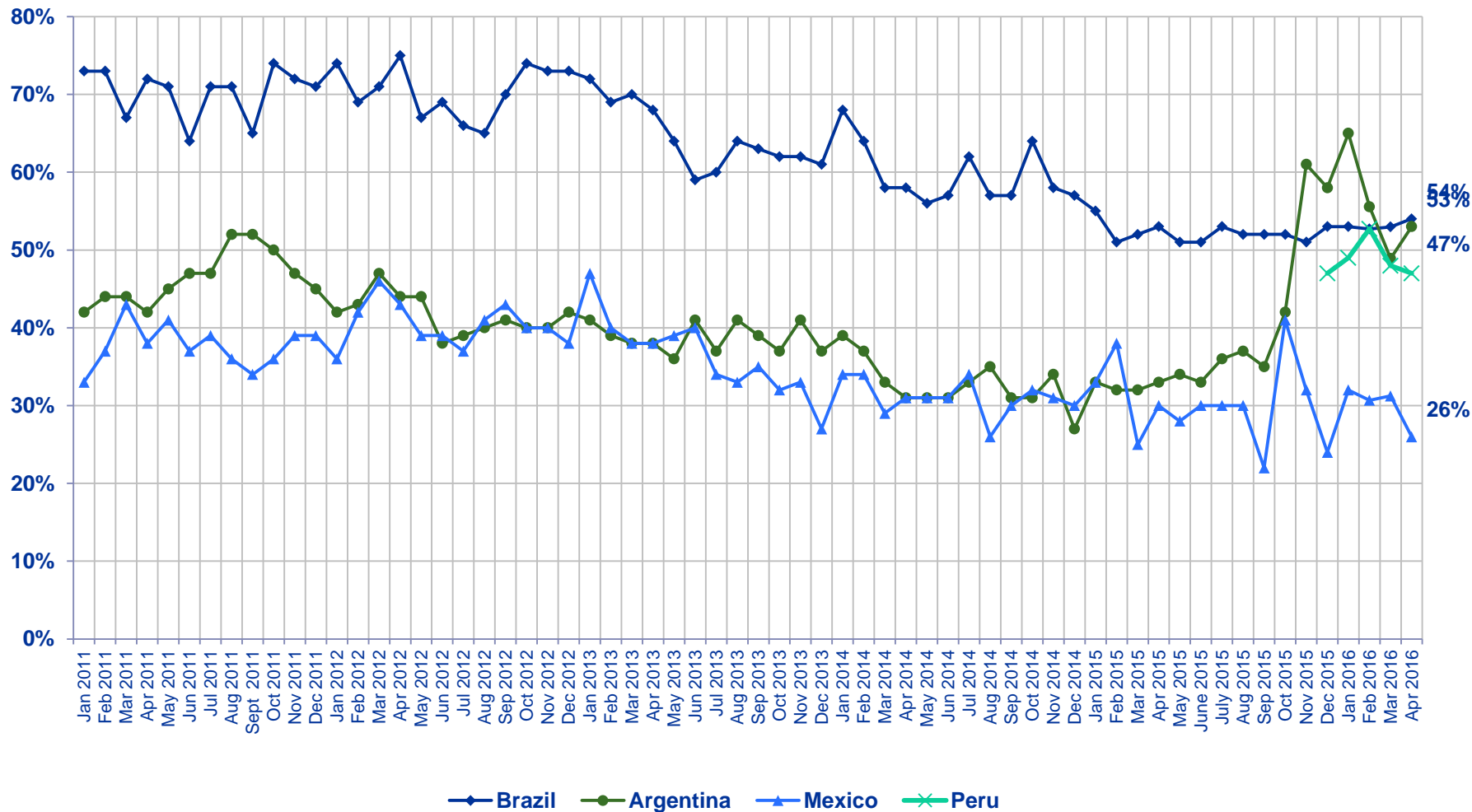
A Global @dvisory – April 2016- G@80
The Economic Pulse

North American Countries - Citizen Consumers Who Say The Economy in the Local Area to be Stronger in The Next Six Months

% Much Stronger/Somewhat Stronger



Looking ahead six months from now, do you expect the economy in your local area to be much stronger, somewhat stronger, about the same, somewhat weaker, or much weaker than it is now?

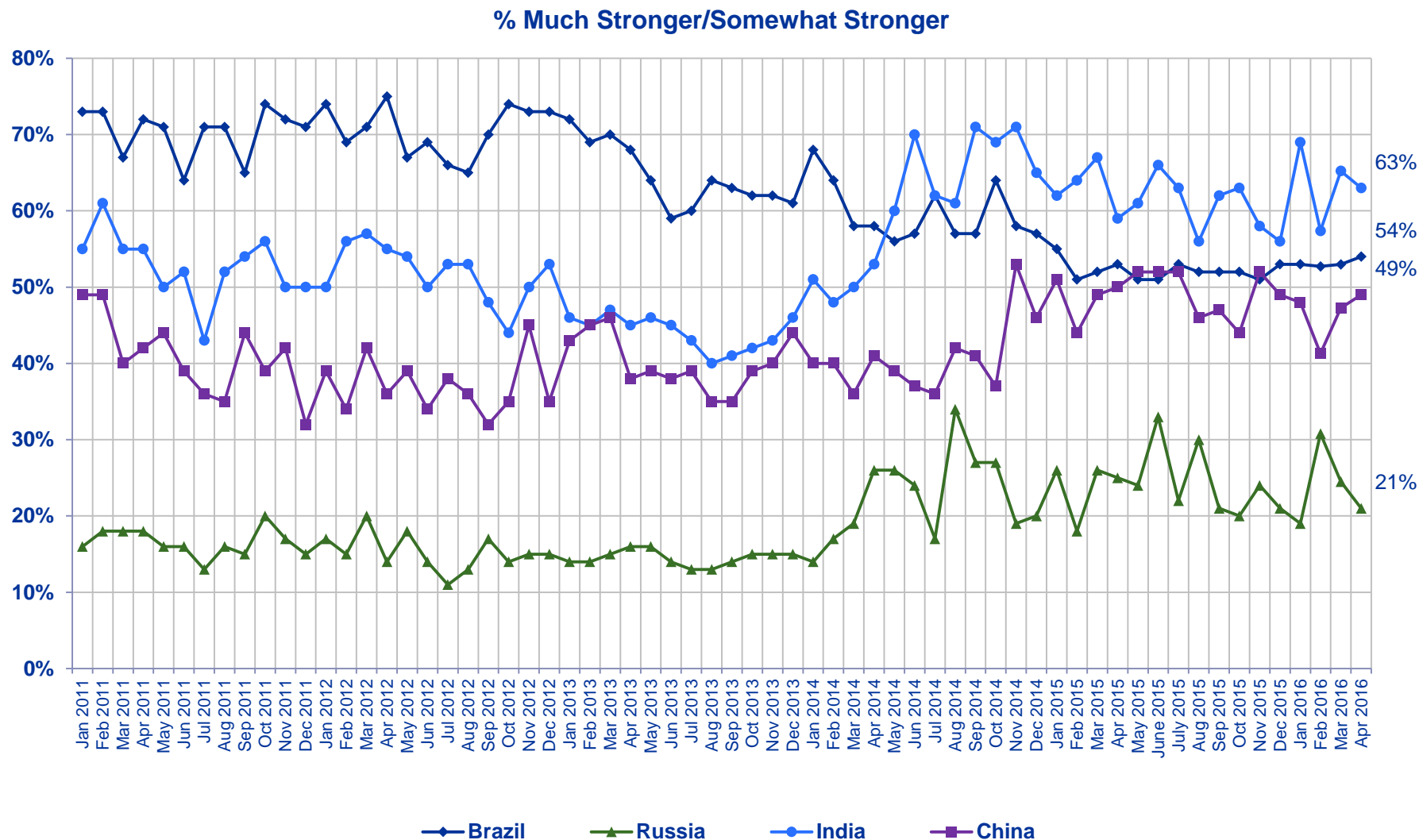


Looking ahead six months from now, do you expect the economy in your local area to be much stronger, somewhat stronger, about the same, somewhat weaker, or much weaker than it is now?

Country	Approximate Peak (%)	Approximate Trough (%)
Australia	29	12
China	53	32
India	70	43
Japan	28	5
Russia	34	12
South Korea	25	9

A Global @dvisory - April 2016- G@80
The Economic Pulse

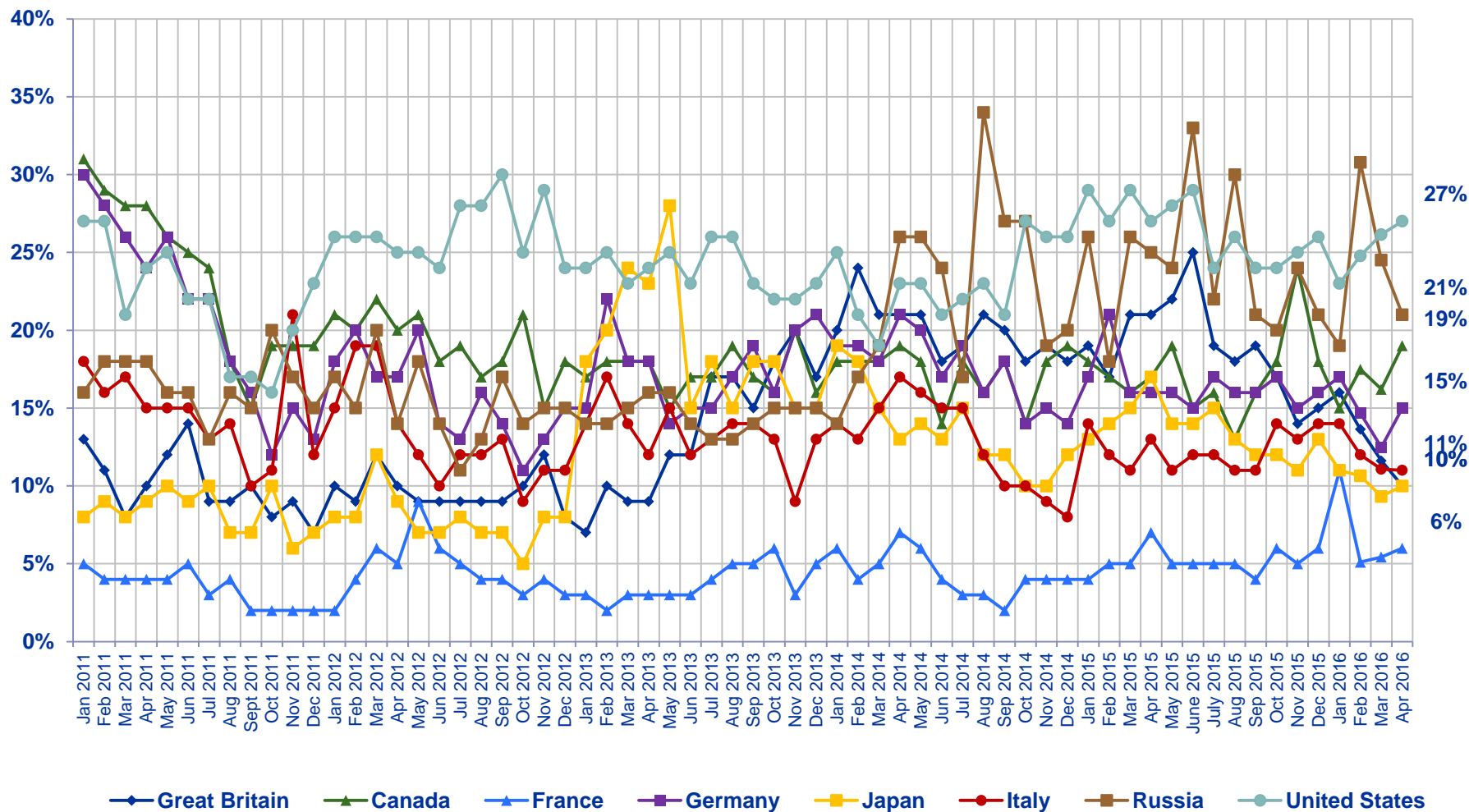




Looking ahead six months from now, do you expect the economy in your local area to be much stronger, somewhat stronger, about the same, somewhat weaker, or much weaker than it is now?

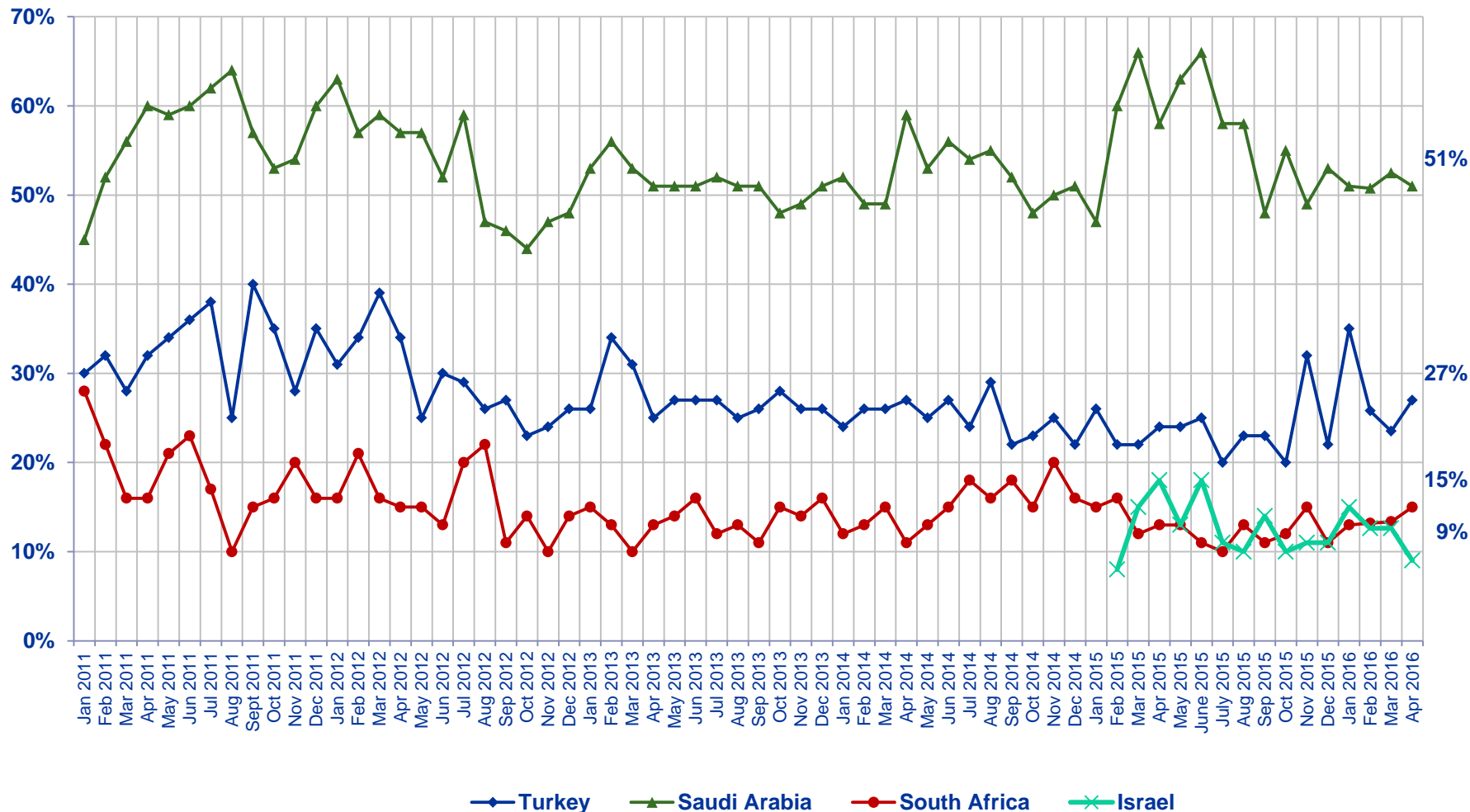
A Global @dvisory - April 2016- G@80
The Economic Pulse

% Much Stronger/Somewhat Stronger



Looking ahead six months from now, do you expect the economy in your local area to be much stronger, somewhat stronger, about the same, somewhat weaker, or much weaker than it is now?

A Global @dvisory - April 2016- G@80
The Economic Pulse



Looking ahead six months from now, do you expect the economy in your local area to be much stronger, somewhat stronger, about the same, somewhat weaker, or much weaker than it is now?

- Ipsos is an independent market research company controlled and managed by research professionals. Founded in France in 1975, Ipsos has grown into a worldwide research group with a strong presence in all key markets. Ipsos ranks third in the global research industry.
- With offices in 87 countries, Ipsos delivers insightful expertise across five research specializations: brand, advertising and media, customer loyalty, marketing, public affairs research, and survey management.
- Ipsos researchers assess market potential and interpret market trends. They develop and build brands. They help clients build long-term relationships with their customers. They test advertising and study audience responses to various media and they measure public opinion around the globe.
- Ipsos has been listed on the Paris Stock Exchange since 1999 and generated global revenues €1,669.5 (\$2,218.4 million) in 2014.
- Visit www.ipsos.com to learn more about Ipsos' offerings and capabilities.



For information about this and other *Global @dvisor* products contact <http://www.ipsosglobaladvisor.com/> or:

- **Julia Clark**
Senior Vice President
Ipsos Public Affairs +1 (312) 526-4919
julia.clark@ipsos.com
- **Nik Samoylov**
Senior Research Manager
Ipsos Public Affairs +1 (416) 572-4471
nik.samoylov@ipsos.com
- The Ipsos *Global @dvisor* Syndicate Study is a monthly, online survey of consumer citizens in 24 countries and produces syndicated reports and studies specifically tailored to the needs of corporations, advertising and PR agencies, and governments. For information contact:
- **Chris Deeney**
Senior Vice President and Managing Director
Ipsos Public Affairs +1 (312) 665-0551
chris.deeney@ipsos.com
- Visit www.ipsos.com for information about all of our products and services.
Copyright Ipsos 2010. All rights reserved. The contents of this publication constitute the sole and exclusive property of Ipsos.