

July 11, 2018

POTUS RADIO

Chris Jackson

Vice President, Ipsos Public Affairs

POTUS Radio

CORE POLITICAL

IPSOS POLL CONDUCTED FOR REUTERS

Core Political Data

These are findings from an Ipsos poll conducted

for



REUTERS

date

June 28-July 2, 2018



For the survey,

a sample of

2,720
Americans

including

2,252 Registered voters
1,008 Democrats
873 Republicans
250 Independents

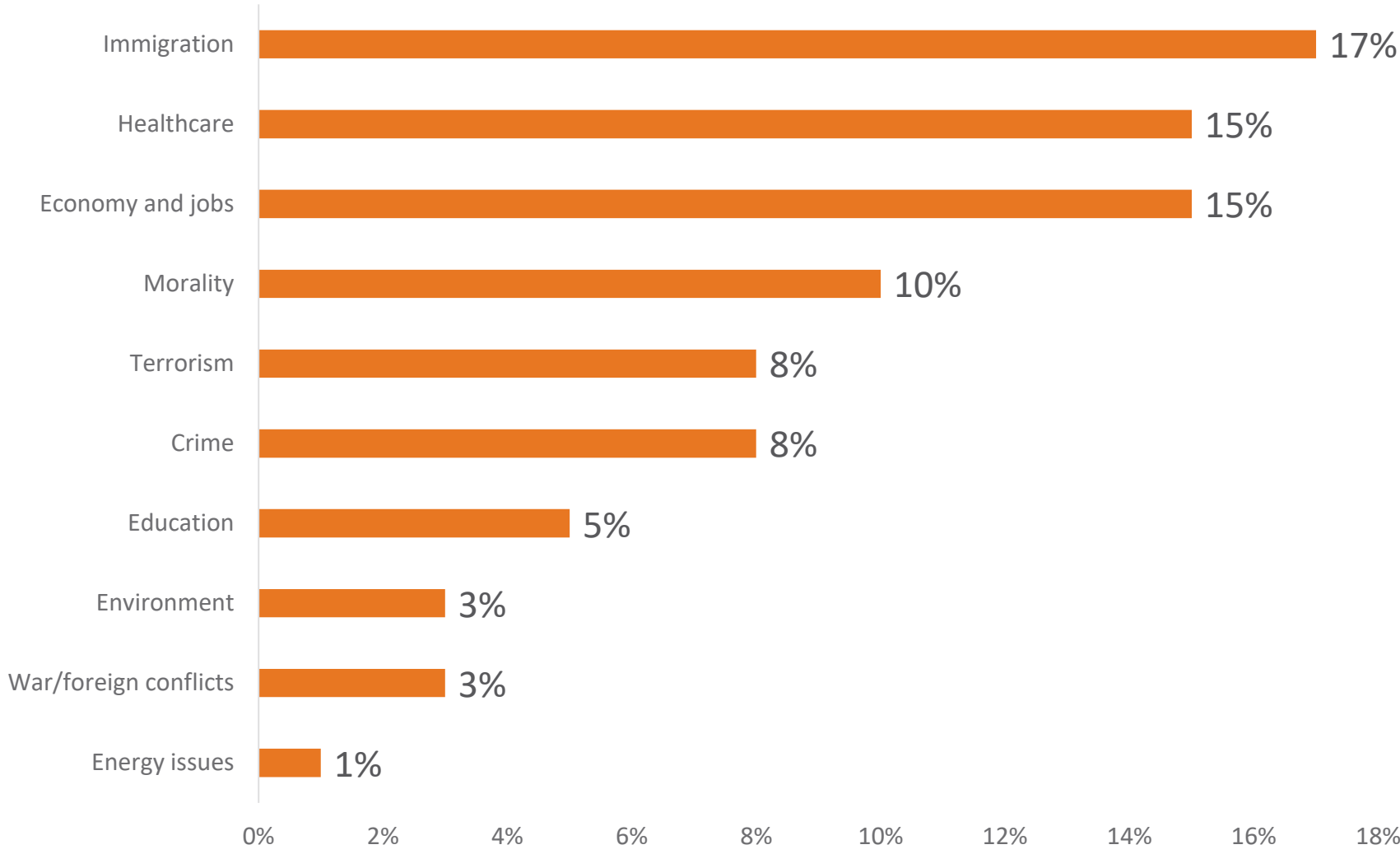
ages

18+

were interviewed online

Main Problems

In your opinion, what is the most important problem facing the US today?



DONALD TRUMP



Overall, do you approve or disapprove about the way Donald Trump is handling his job as President?

Is that strongly (approve/disapprove) or somewhat (approve/disapprove)? (Asked of those who selected “approve” or “disapprove”)
 Q2b. If you had to choose, do you lean more towards approve or disapprove? (Asked of those who selected “don’t know”)

	All Adults	All Registered Voters	Registered Voters: Democrat	Registered Voters: Republican	Registered Voters: Independent
Strongly approve	22%	24%	4%	52%	13%
Somewhat approve	16%	16%	7%	28%	18%
Lean towards approve	3%	3%	1%	4%	5%
Lean towards disapprove	3%	2%	2%	1%	6%
Somewhat disapprove	12%	12%	13%	8%	19%
Strongly disapprove	39%	40%	72%	7%	29%
Not sure	5%	3%	1%	1%	10%
TOTAL APPROVE	41%	43%	12%	84%	36%
TOTAL DISAPPROVE	54%	54%	87%	15%	54%

ALL ADULT AMERICANS

Approval Attributes



Do you approve or disapprove about the way Donald Trump is handling the following issues?

	Strongly approve	Somewhat approve	Lean towards approve	Lean towards disapprove	Somewhat disapprove	Strongly disapprove	Don't know	TOTAL APPROVE	TOTAL DISAPPROVE
The US economy	22%	12%	12%	9%	8%	28%	8%	46%	45%
US foreign policy	20%	11%	9%	8%	7%	35%	10%	40%	50%
Healthcare reform	15%	12%	11%	10%	8%	36%	10%	38%	53%
Employment and jobs	23%	13%	13%	9%	8%	26%	9%	49%	42%
Dealing with Congress	16%	12%	11%	10%	8%	34%	10%	39%	51%
Dealing with ISIS / ISIL	23%	11%	11%	8%	7%	27%	12%	45%	42%
International trade	18%	11%	10%	9%	8%	34%	11%	38%	51%
Taxation	17%	12%	12%	10%	8%	32%	11%	40%	49%
Corruption	16%	11%	10%	8%	7%	36%	12%	36%	52%
The environment	14%	11%	11%	10%	7%	36%	11%	35%	54%
Immigration	22%	10%	8%	6%	7%	39%	7%	40%	52%
The way he treats people like me	17%	10%	9%	8%	7%	40%	10%	35%	55%
The effort he is making to unify the country	18%	11%	10%	9%	6%	38%	9%	39%	53%
Russia	15%	10%	11%	9%	8%	36%	12%	36%	52%

2018 Generic Congressional Ballot Question

Thinking about the elections in 2018, if the election for U.S. Congress were held today, would you vote for the Democratic candidate or the Republican candidate in your district where you live?

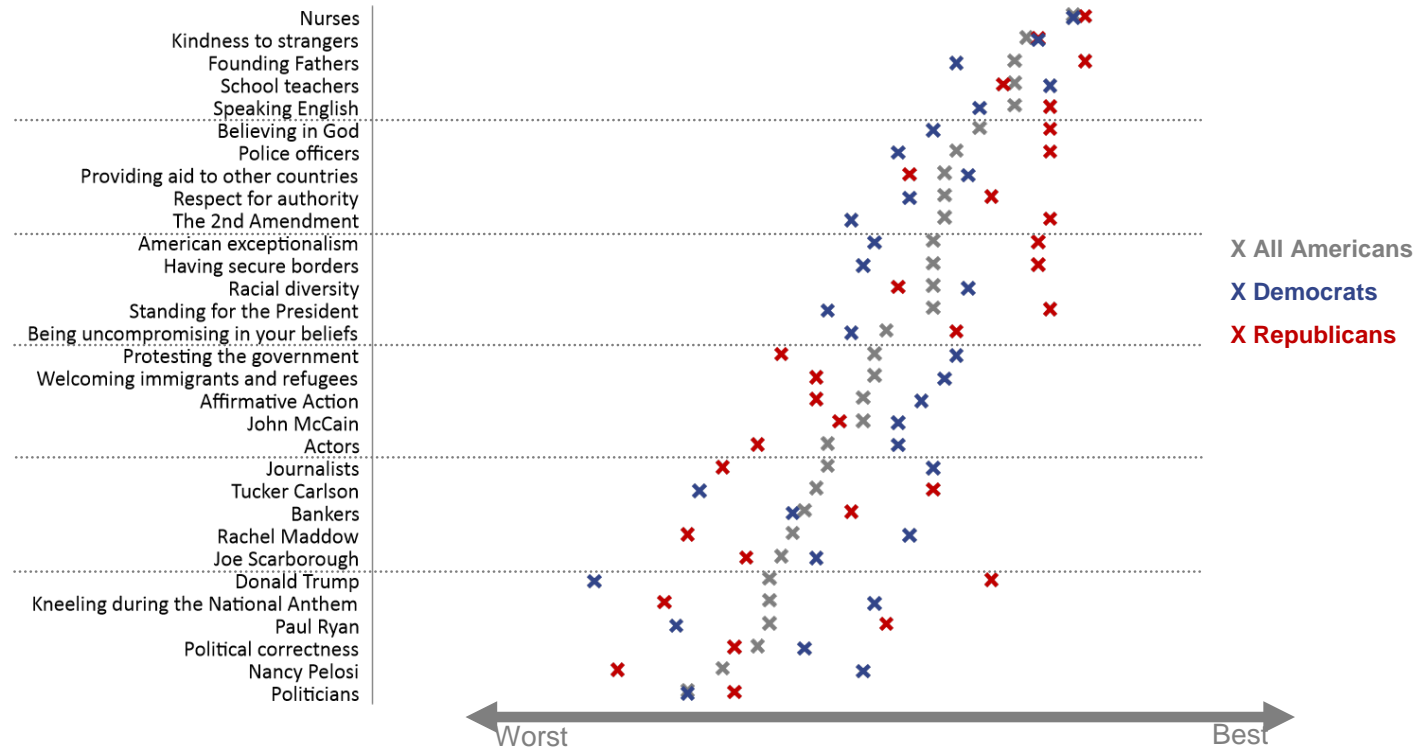
	All Adults	Registered Voters	Registered Voters: Democrat	Registered Voters: Republican	Registered Voters: Independent
Democratic candidate	38%	44%	86%	5%	24%
Republican candidate	30%	34%	4%	81%	12%
Candidate from another political party	4%	5%	2%	2%	22%
Will not/do not plan to vote	14%	4%	2%	2%	10%
Don't know / Refused	14%	13%	6%	9%	33%

POTUS Radio

PATRIOTISM IN AMERICA

What is Best & Worst About America?

Best & Worst about America
By party identification of respondent



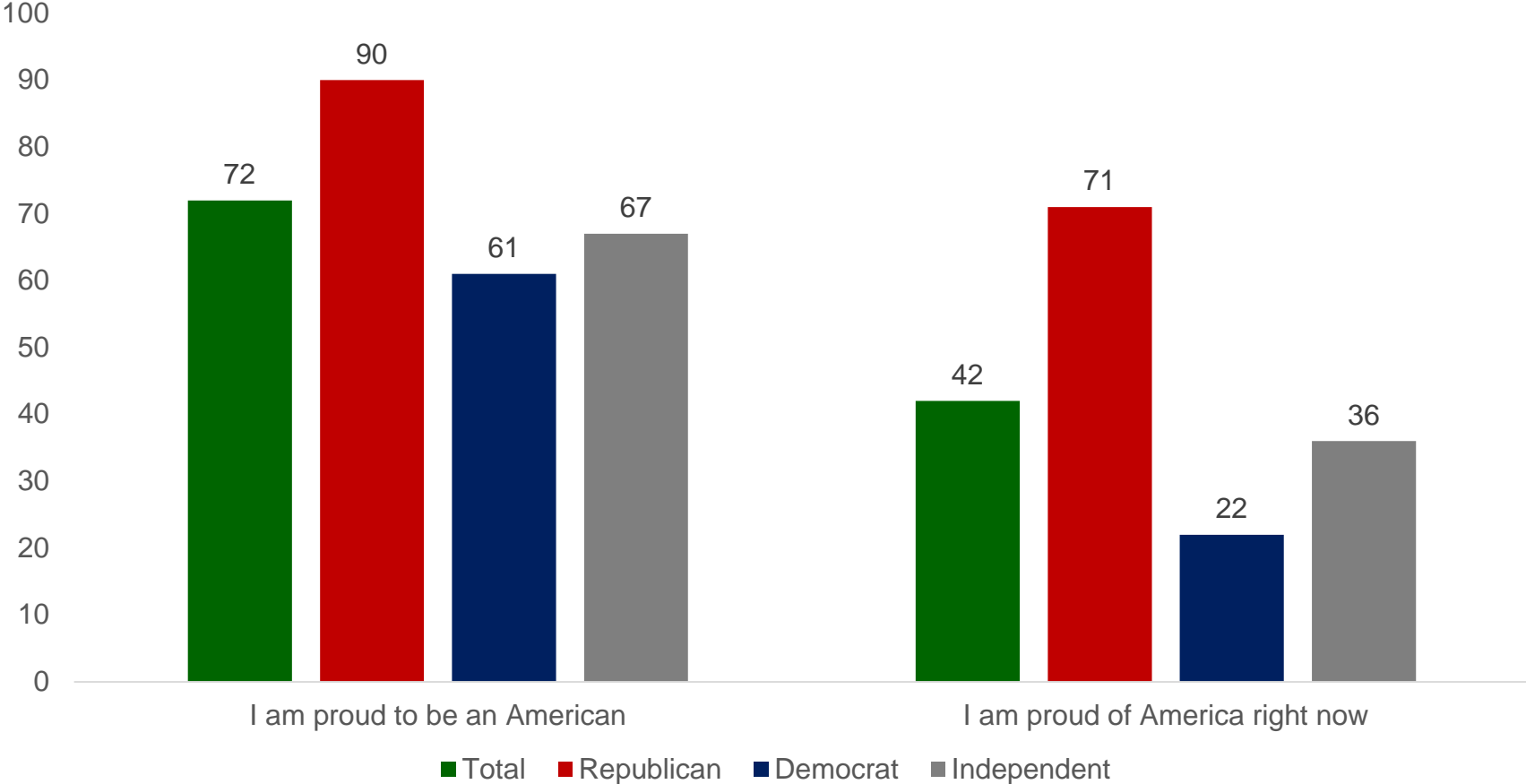
Source: USA Today/Ipsos Poll July 2018. "Does each of the following symbolize what is best about America or worst about America on a scale of 1 to 7 with 1 being worst and 7 being best?" Survey conducted among 1,004 adults, 338 Democrats, 324 Republicans, and 213 Independents



Proud to be an American? How about now?

Do you agree or disagree with the following statements?

% Agree



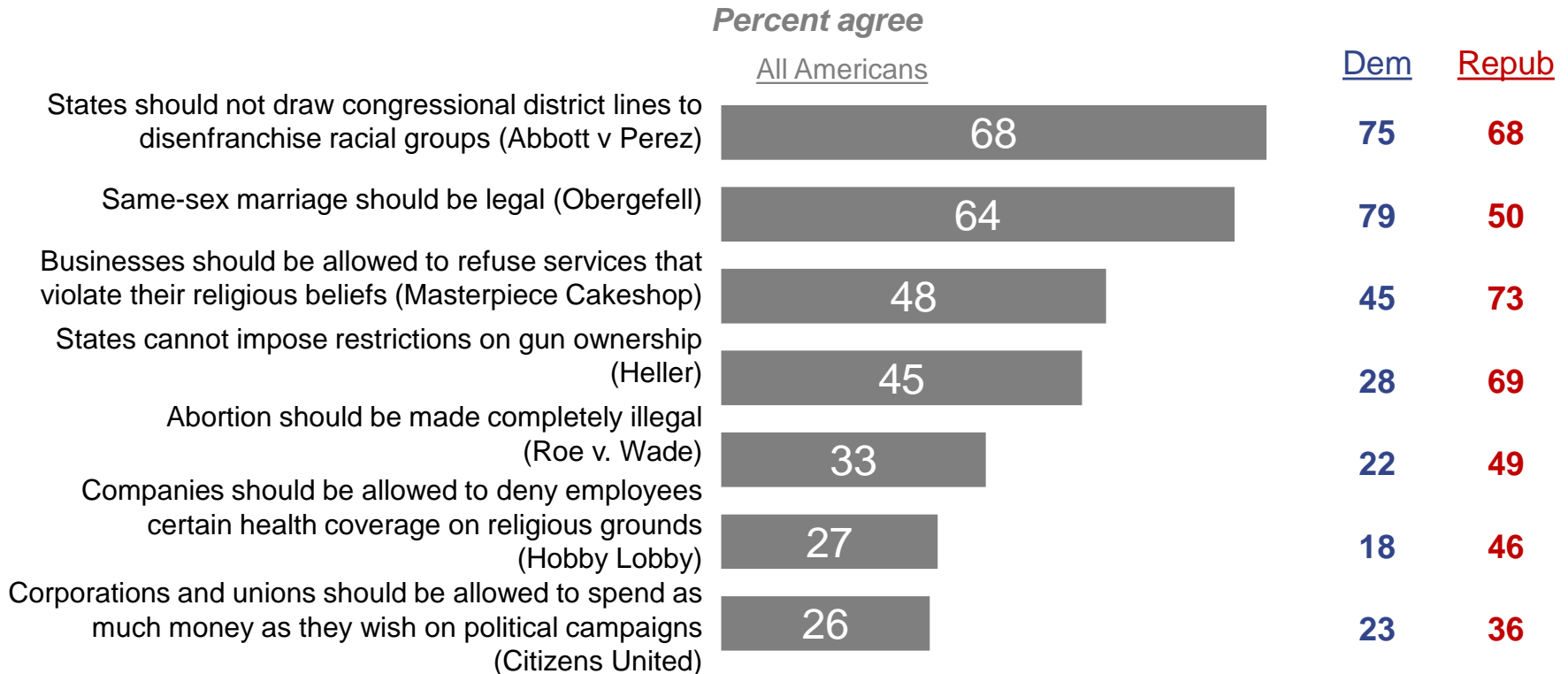
Source: USA Today/Ipsos Poll July 2018 among 1,004 adults, 338 Democrats, 324 Republicans, and 213 Independents

POTUS Radio

THE NEXT SCOTUS JUDGE

Americans Moderate Position on Law

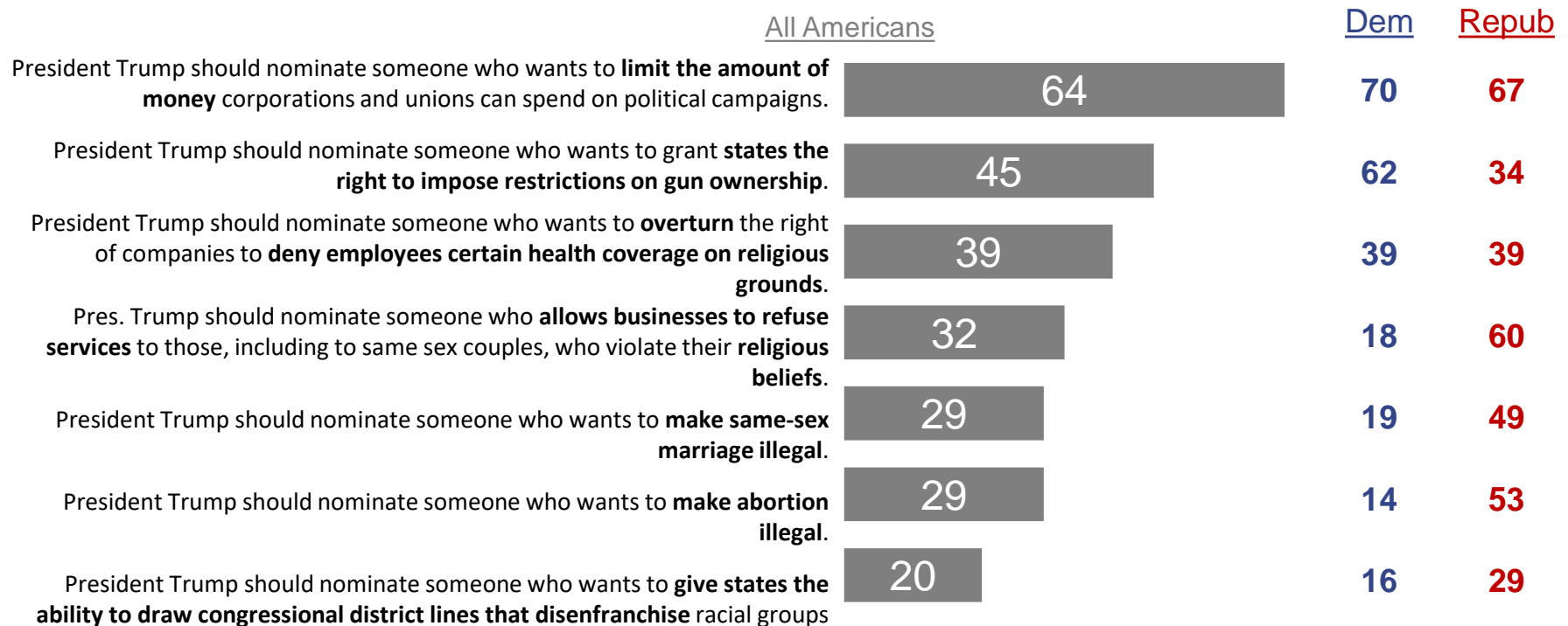
Do you agree or disagree with the following statements?



Americans Prefer a Moderate on Court

Do you agree or disagree with the following statements?

Percent agree





Chris Jackson

Vice President, Ipsos US Public Affairs

✉ Chris.Jackson@ipsos.com

📞 +1 202.420.2025